




2018 Carryall 100 and 100CE Illustrated Parts List



Gasoline and Electric Vehicles

Manual Number 105344110
Edition Code B

USING THE ILLUSTRATED PARTS LIST

WARNING

- **This manual is to be used only for identification and ordering of service parts. Be sure to read and use the maintenance and service manual before attempting any vehicle repairs.**

This manual is divided into several sections. Note that there are flags on the outside edge of each page. The first flag contains the section number of which that page is a part. The other flags contain the letters G or E, signifying that the page pertains to either the gasoline vehicle, the electric vehicle, or both.

Use the Table of Contents to find the sections and pages that contain the parts and assemblies you seek. The Table of Contents lists section numbers, and under them, the individual page titles and numbers to be found in that section. The index can be used to find specific parts and assemblies. The index is divided into numerical and alphabetical listings with the page numbers in italic text.

There is a two-page spread for each individual page title in the Table of Contents. On the left-hand page is an illustration showing the parts in their relative positions; the parts are each tagged with an item number in a balloon. The right-hand page is the parts list page, and gives the page title at the top, then the item numbers (corresponding to the numbers on the illustration), part descriptions, and quantity of parts used.

Note that a part description may be indented. This indentation corresponds to a parts assembly level indicated by the numbers 1, 2, 3, and 4 at the top left corner of the parts description area of the parts list page. A part that is indented to *level 2* is a component of the *level 1* part (assembly) that it is listed under. A *level 3* part is a component of the *level 2* part that it is listed under, and a *level 4* part is a component of the *level 3* part preceding it. In each case, the part quantity given for a level 2, 3, or 4 part is *the quantity used per next higher level assembly of which it is a component*. A part that is not indented is a *level 1* part. This means that the quantity given is the quantity used per the portion of the vehicle illustrated on that particular spread.

HOW TO ORDER PARTS

Replacement parts and accessories can be obtained from our network of authorized dealers and distributors. You can obtain the name and phone number of your closest authorized Club Car dealer or distributor by visiting our web site at www.clubcar.com and clicking on the "Distributor Search" link or by calling our toll-free Service Parts and Technical Assistance hotline at (800) 872-2246 or (706) 863-3000, extension 3887.



P. O. Box 204658
Augusta, Georgia 30917-4658 USA
Telephone 706-863-3000
Service Parts Fax 706-855-7413
www.clubcar.com

NOTE: *This illustrated parts list represents the most current information at the time of publication. Club Car, Inc. is continually working to further improve its vehicles and other products. These improvements may affect the parts used to service the vehicle. Any modification and/or significant change in specifications will be forwarded to all Club Car and Carryall distributors/dealers and will, when applicable, appear in future editions of this illustrated parts list.*

Club Car, Inc. reserves the right to change specifications and designs at any time without notice and without the obligation of making changes to units previously sold.

CONTENTS

SECTION 1 – BODY AND TRIM

Front Body	1-3
Canopy Support System	1-5
Access Panel and Heat Shield	1-7
Bumper – Gasoline Vehicles	1-9
Bumper – Electric Vehicles	1-11
Brush Guard	1-13
Dash Box	1-15
Glove Box	1-17
Side Trim	1-19
Nerf Bar	1-21
Rear Body and Fender – Gasoline Vehicle	1-23
Rear Body and Fender – Electric Vehicle	1-25
Front Seat Bottom and Armrests	1-27
Seat Back	1-29
Cargo Bed	1-31
Bed Hinge	1-33

SECTION 2 – WHEELS AND TIRES

Wheels and Tires	2-3
Hubcap	2-5

SECTION 3 – LOGO AND DECALS

Logo Decals	3-3
Safety Decals – Gasoline Vehicles	3-5
Safety Decals – Gasoline Vehicles, Continued	3-7
Safety Decals – Gasoline Vehicles, Continued	3-9
Safety Decals – Electric Vehicles	3-11
Safety Decals – Electric Vehicles, Continued	3-13

SECTION 4 – LIGHTS, CONTROLS, AND INDICATORS

Headlights	4-3
Lighting System Components – Gasoline Vehicles	4-5
Lighting System Components – Electric Vehicles	4-7
Turn Signal Kit – Gasoline and Electric Vehicles	4-9
Reverse Buzzer	4-11
Instrument Panel – Gasoline Vehicle	4-13
Instrument Panel – Electric Vehicle	4-15

CONTENTS

Battery Condition Indicator – Electric Vehicles	4-17
DC Converter – IQ System Electric Vehicle	4-19
Voltage Limiter – Gasoline Vehicle	4-21
Strobe Light, Post-Mounted – Gasoline Vehicles	4-23
Strobe Light, Post-Mounted – Electric Vehicles	4-25
Strobe Light, Canopy-Mounted	4-27
Horn	4-29
Hour Meter – IQ System and IQ Plus Electric Vehicles	4-31
Taillights	4-33

SECTION 5 – BRAKE SYSTEM

Brake Pedal Assembly	5-3
Accelerator Pedal Assembly – Electric Vehicles with MCOR	5-5
Accelerator Pedal Assembly – Gasoline Vehicles	5-7
Accelerator Rod – Gasoline Vehicles	5-9
Rear Brake Assembly, Self-Adjusting – Vehicle with 2-Wheel Brakes	5-11
Brake Cables and Equalizer	5-13

SECTION 6 – STEERING AND SUSPENSIONS

Steering Wheel	6-3
Steering Column	6-5
Steering Gear Assembly	6-7
Front Suspension, Lower – Vehicles with Two-Wheel Brakes	6-9
Front Suspension, Upper	6-11
Front Spindles and Hubs	6-13
Rear Suspension	6-15

SECTION 7 – ELECTRICAL SYSTEM – GASOLINE VEHICLES

Wiring, Fuses, and Diodes, Pedal-Start – EFI, CA100	7-3
Wiring, Fuses, and Diodes, Key-Start – EFI, CA100-CE	7-5
Starter/Generator (Model 114-04-4006), Key-Start – EFI	7-7
Starter/Generator (Model 114-05-4001) , Pedal-Start – EFI	7-9
Starter/Generator Mounting, EX40	7-11
Electrical Component Box, Key-Start – EX40	7-13
Electrical Component Box, Pedal-Start – EX40	7-15
Forward/Reverse Shifter Switches, Key-Start – EFI, CA100CE	7-17
Forward/Reverse Shifter Switches, Pedal-Start – EFI, CA100	7-19
Charging Diode, Key-Start – EFI	7-21
Top-Post Battery – Gasoline Utility Vehicles	7-23

CONTENTS

SECTION 8 – ENGINE (SUBARU EX40)

Tune-Up Parts – Subaru EX40	8-3
Engine and Engine Mounting, Utility	8-5
Automatic Compression Release (ACR) Service Kit – Subaru EX40	8-7
Fan and Shroud – EX40	8-9
Air Deflector – EX40	8-11
Ignition Components and Flywheel – EX40	8-13
Sensors – EX40	8-15
Cylinder Head – EX40	8-17
Valvetrain and Timing Chain – EX40	8-19
Crankcase – EX40	8-21
Crankshaft and Piston – EX40	8-23

SECTION 9 – FUEL SYSTEM – EFI

Fuel System with Sending Unit, Top Fill – EFI	9-3
Fuel Tank Kits – EFI	9-5
Carbon Canister – EFI, Carryall 100	9-7
Throttle Body and ECU – EFI	9-9
Throttle Body Mounting – EFI	9-11
Governor and Accelerator Cables – EFI	9-13
Air Filter System and Intake Hose – EFI	9-15

SECTION 10 – EXHAUST SYSTEM – EX40 ENGINE

Exhaust System – Utility	10-3
--------------------------------	------

SECTION 11 – DRIVE BELT AND CLUTCHES – EX40

Drive Belt – Key-Start Vehicles with EFI	11-3
Drive Belt – Pedal-Start Vehicles with EFI	11-5
Drive Clutch – Key-Start Vehicles	11-7
Drive Clutch – Pedal-Start Vehicles with EFI	11-9
Driven Clutch (Standard Speed) – Key Start and Pedal Start	11-11

SECTION 12 – TRANSAXLE (FUJI ED65)

Forward/Reverse Shifter – EFI	12-3
Shifter Cable	12-5
Shift Lever and Bracket – Pedal-Start Engines	12-7
Shift Lever and Bracket – Key-Start Engines	12-9
Governor Arm and Brackets – Utility Vehicles	12-11

CONTENTS

Transaxle (ED65), Limited Slip – Page 1 of 3	12-13
Transaxle (ED65), Open – Page 1 of 3	12-15
Transaxle (ED65), Limited Slip and Open – Page 2 of 3	12-17
Transaxle (ED65), Limited Slip – Page 3 of 3	12-19
Transaxle (ED65), Open – Page 3 of 3	12-21
Hub, Rear	12-23
Differential Guard, ED65 – Gasoline Vehicle	12-25

SECTION 13 – ELECTRICAL SYSTEM – ELECTRIC VEHICLES

Forward/Reverse Switch, Tow/Run Switch	13-3
Motor Controller Output Regulator (MCOR)	13-5
Wiring – Electric Vehicle	13-7
Battery Charger Receptacle	13-9
Computer, Controller, and Solenoid	13-11
Batteries 8-Volt, Heavy Duty	13-13
Single Point Watering System (SPWS)	13-15
Hand Pump and Deionizer (Battery-Powered Quality Light)	13-17

SECTION 14 – ELECTRIC MOTOR

Motor (Model EJ8-4001A) – Electric Vehicle	14-3
--	------

SECTION 15 – TRANSAXLE – ELECTRIC VEHICLES

Transaxle – Electric Vehicles	15-3
Differential Guard – Electric Vehicles	15-5

SECTION 16 – BATTERY CHARGERS

Battery Charger, High-Frequency – U.S./Canada	16-3
Battery Charger, High-Freq., 2.74 m DC Cord – Global	16-5
Battery Charger, High-Freq., 3.66 m DC Cord – Global	16-7
Battery Charger, High-Freq., 6.1 m DC Cord – Global	16-9
Cords – Battery Charger, High-Frequency	16-11

SECTION 17 – MAINTENANCE AND SERVICE TOOLS

Maintenance and Service Tools	17-3
Maintenance and Service Tools, Continued	17-5
Maintenance and Service Tools, Continued	17-7
Maintenance and Service Tools, Continued	17-9
Maintenance and Service Tools, Continued	17-11

CONTENTS

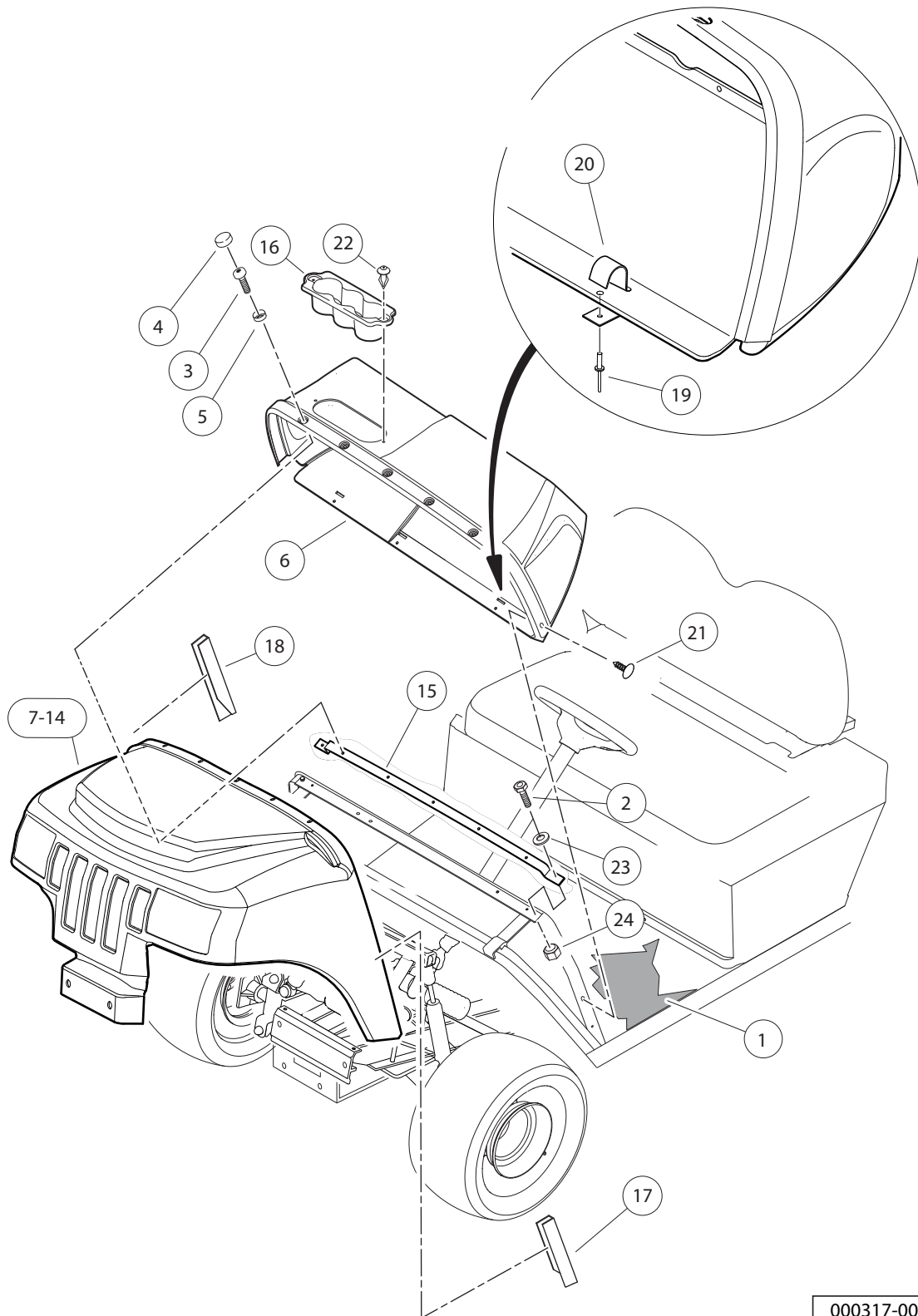
SECTION i – INDEX

BODY AND TRIM

1

G

E

1**G****E**

000317-004

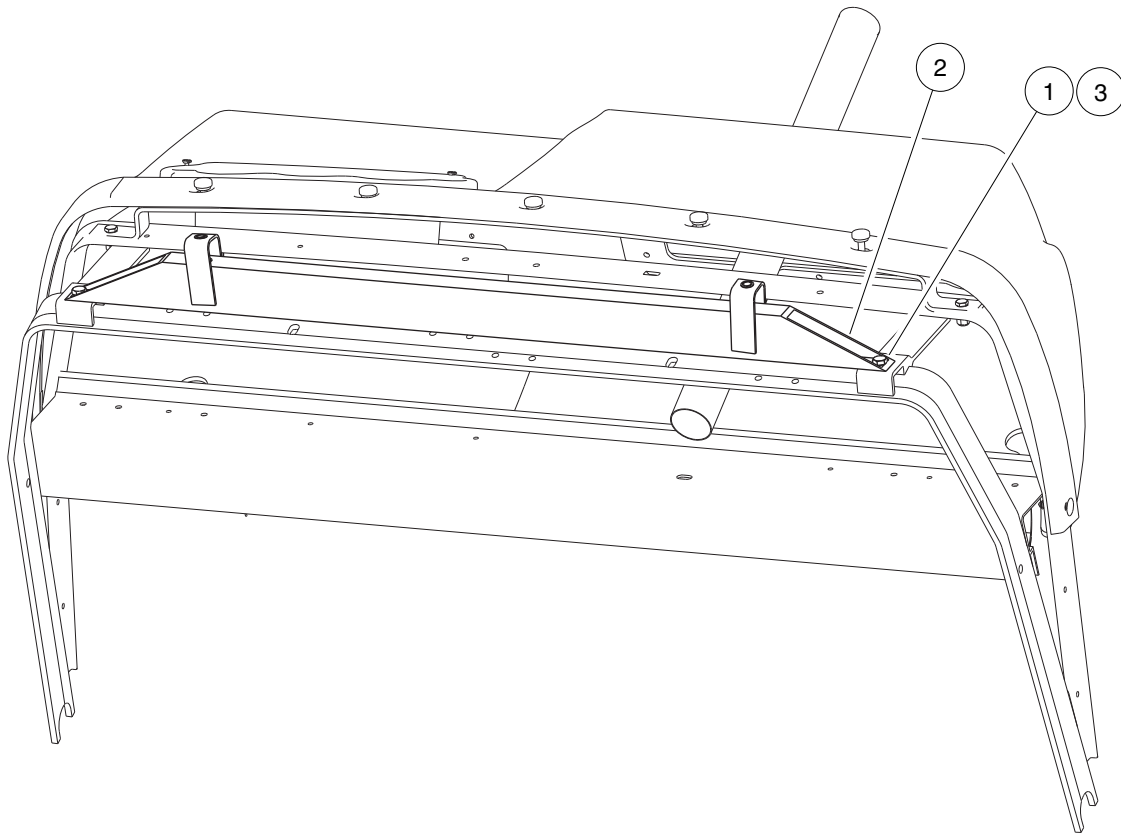
FRONT BODY

ITEM	PART NO.	DESCRIPTION	QTY	1	G	E
		1 2 3 4				
1	101503202	Floormat	1			
2	101954301	Screw, 1/4-20 X 0.75 Hex-Head Cap	2			
3	102025801	Screw, 1/4-20 X .75 Torx Pn Hd	5			
4	102045001	Cap, 1/4" Plastic Screw Head	5			
5	102048401	Washer, 1/4 Id Scalloped Plast	5			
6	102766701	Dash	1			
7	102778501	Cowl, Red	1			
8	102778502	Cowl, Green	1			
9	102778503	Cowl, Camouflage (Husqvarna)	1			
10	102778504	Cowl, Classic Blue	1			
11	102778505	Cowl, XRT- Black	1			
12	102778507	Cowl, XRT- Camo Hard Wood HD (Standard camo for XRT850)	1			
13	N/A	Cowl, XRT- Camo Max4 HD	1			
14	102778509	Cowl, XRT- Silver	1			
15	102778601	Support, Upper Cowl	1			
16	102796701	Object Holder	1			
17	102822001	Cowl Cover, Driver-Side	1			
18	102822002	Cowl Cover, Passenger-Side	1			
19	102828701	Rivet	10			
20	102857401	Clip, Dash	3			
21	102914301	Push Pin, Black	2			
22	102967901	Rivet, Removable, Tuflok 1/4"	2			
23	332	Washer, 1/4 Type A Narrow Flat	2			
24	8233	Locknut, 1/4-20, Nylon Insert	2			

1

G

E



000582-001

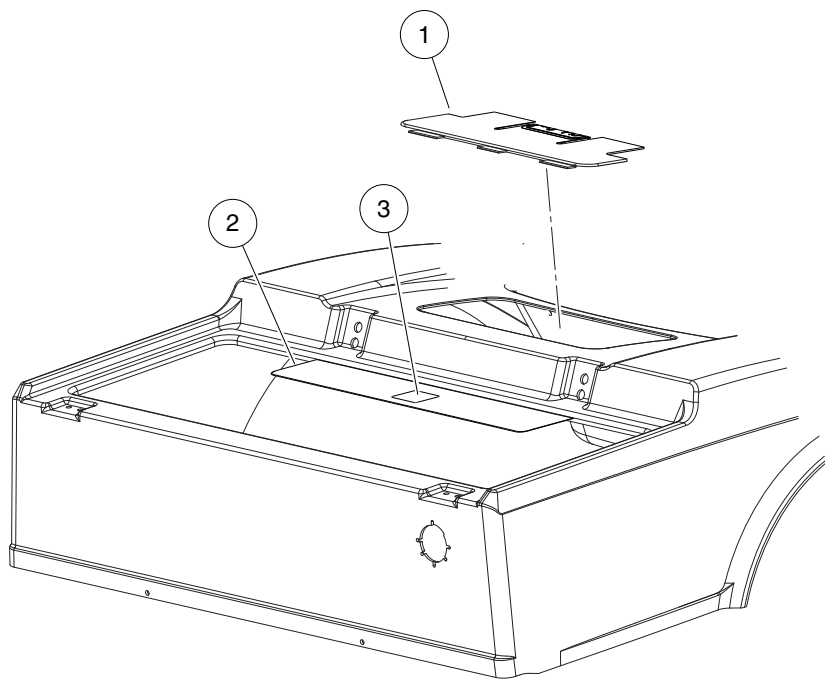
CANOPY SUPPORT SYSTEM

ITEM	PART NO.	DESCRIPTION	QTY
1	102242101	Screw, 5/16-18 X 3/4 Hex-Head with Patch	2
2	103313301	Asm, Brace, Canopy, Tube, Xrt	1
3	1241	Washer, 5/16 Type A Flat	1

1

G

E



000819-002

ACCESS PANEL AND HEAT SHIELD

ITEM	PART NO.	DESCRIPTION	QTY
1	101303202	Access Panel - Black, Cut	1
2	101806901	Shield, Heat	1
3	101960501	Decal, Rotating Parts/Hot Manifold	1

1

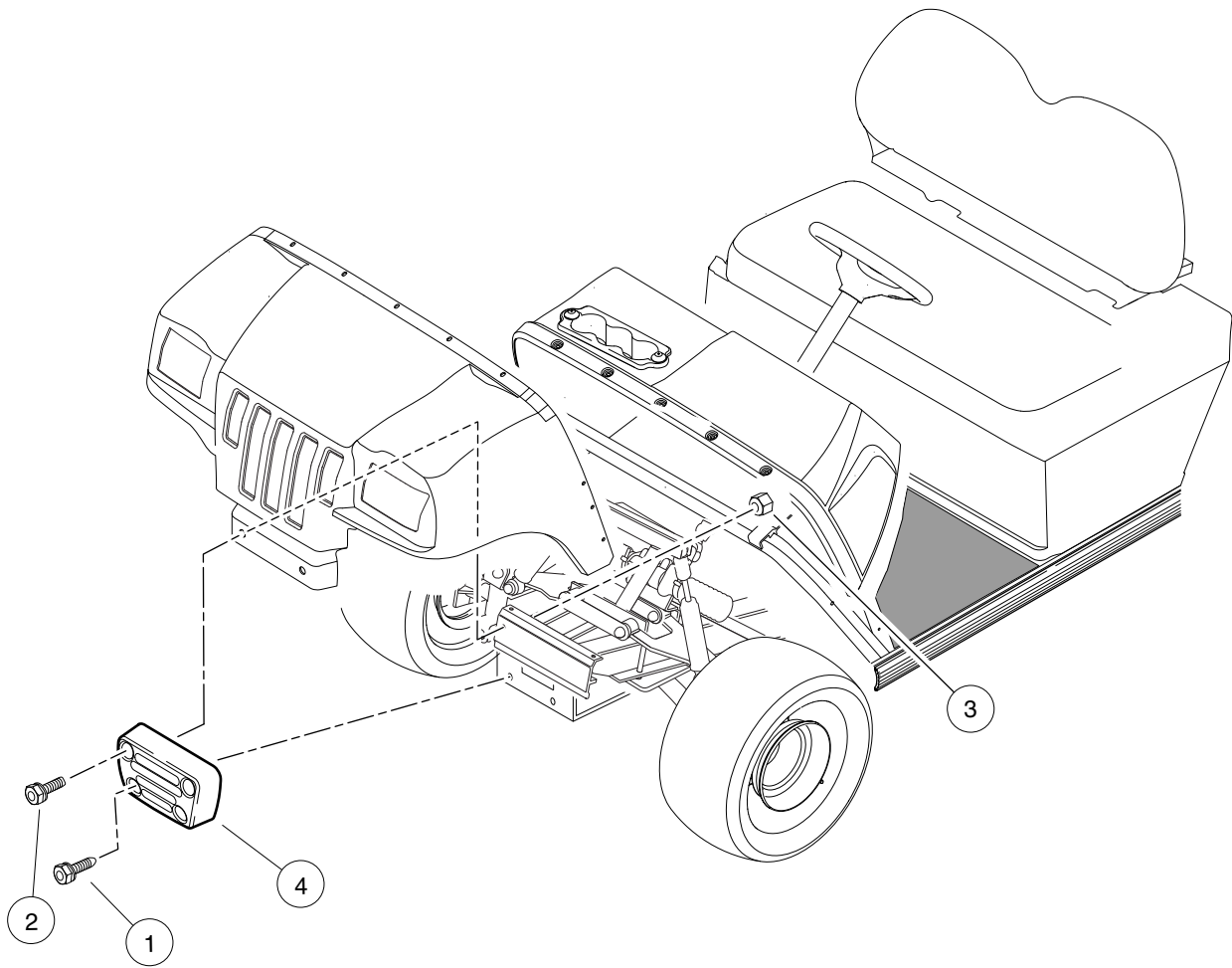
G

E

1

G

E



000357-002

BUMPER – GASOLINE VEHICLES

ITEM	PART NO.	DESCRIPTION	QTY
		1 2 3 4	
1	102289002	Screw, M8 X 1.25 X 30 Tri, Blk	2
2	102298240	Bolt, Flange Head, M8-1.25 X 40	2
3	102618601	Lock Nut, Flange, M8 X 1.25 Nylon	2
4	102830501	Bumper, Cast	1

1

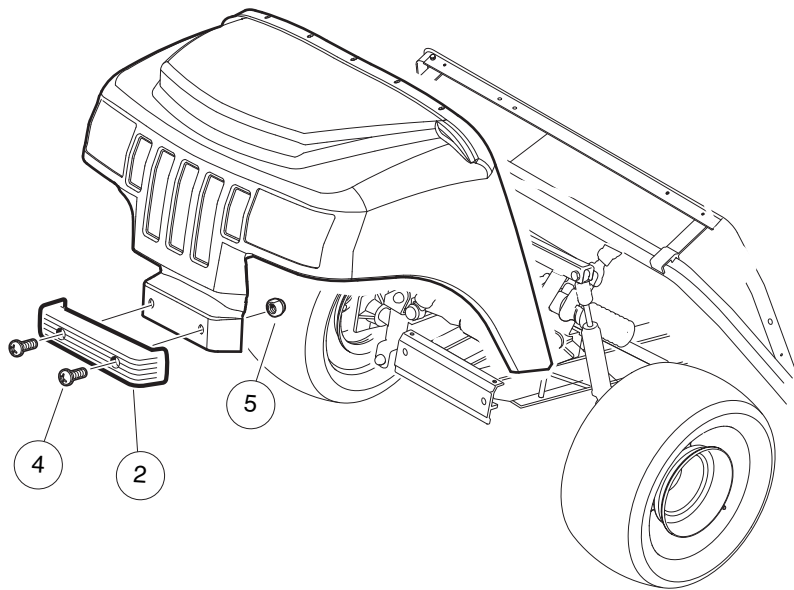
G

E

1

G

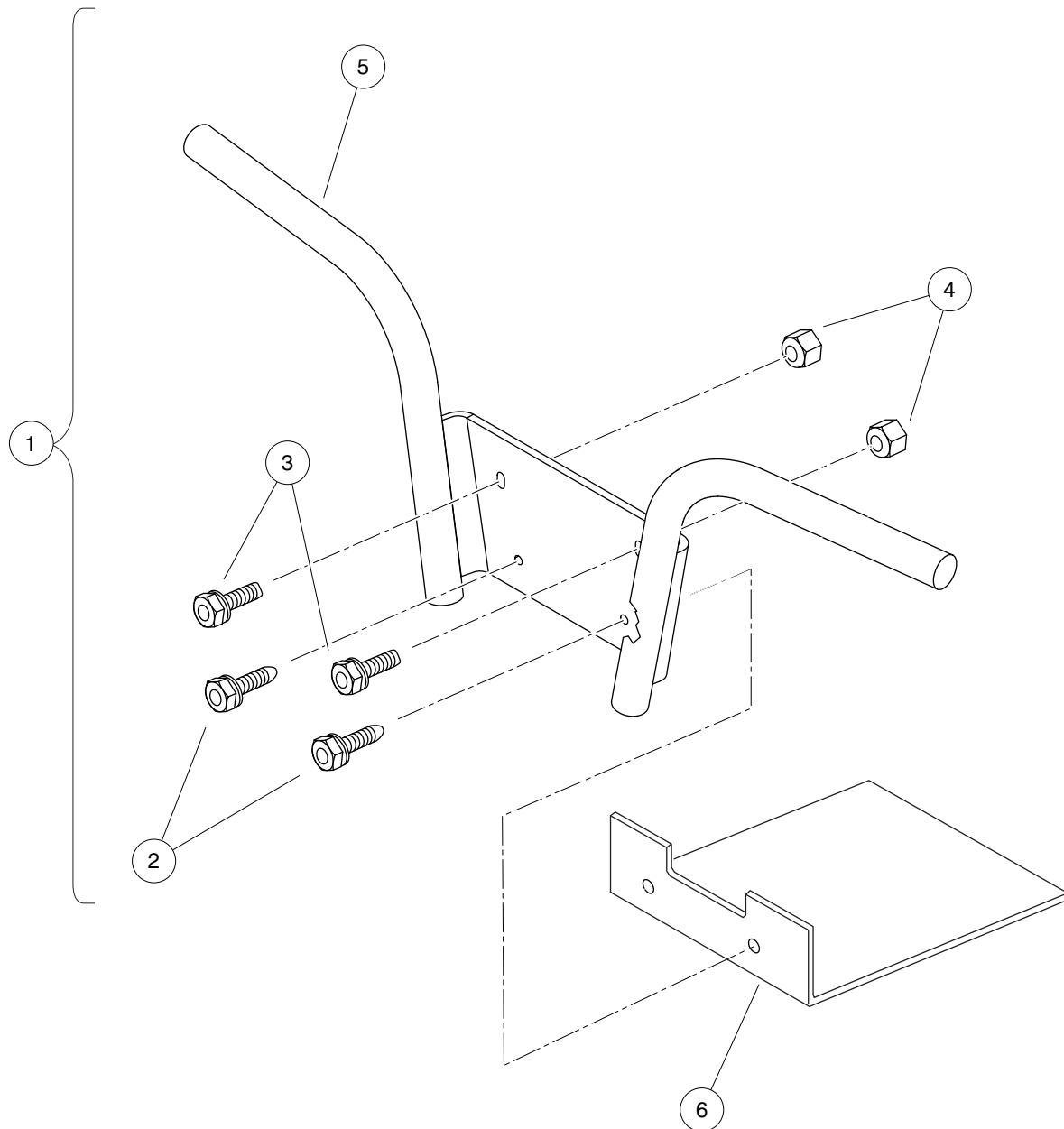
E



000357-005

BUMPER – ELECTRIC VEHICLES

ITEM	PART NO.	DESCRIPTION	QTY	1 G E
		1 2 3 4		
1	1017080	Kit, Front Bumper (includes items 2 through 5)	1	
2	1016868	Front Bumper	1	
3	1016967	Blind Rivet, Push Type	2	
4	7251	Screw, 5/16-18 x 1.0 Truss-Head	2	
5	7473	Locknut, 5/16-18 Nylon Insert	2	
<p>Note: Item 3 is not used in this application.</p>				



000356-003

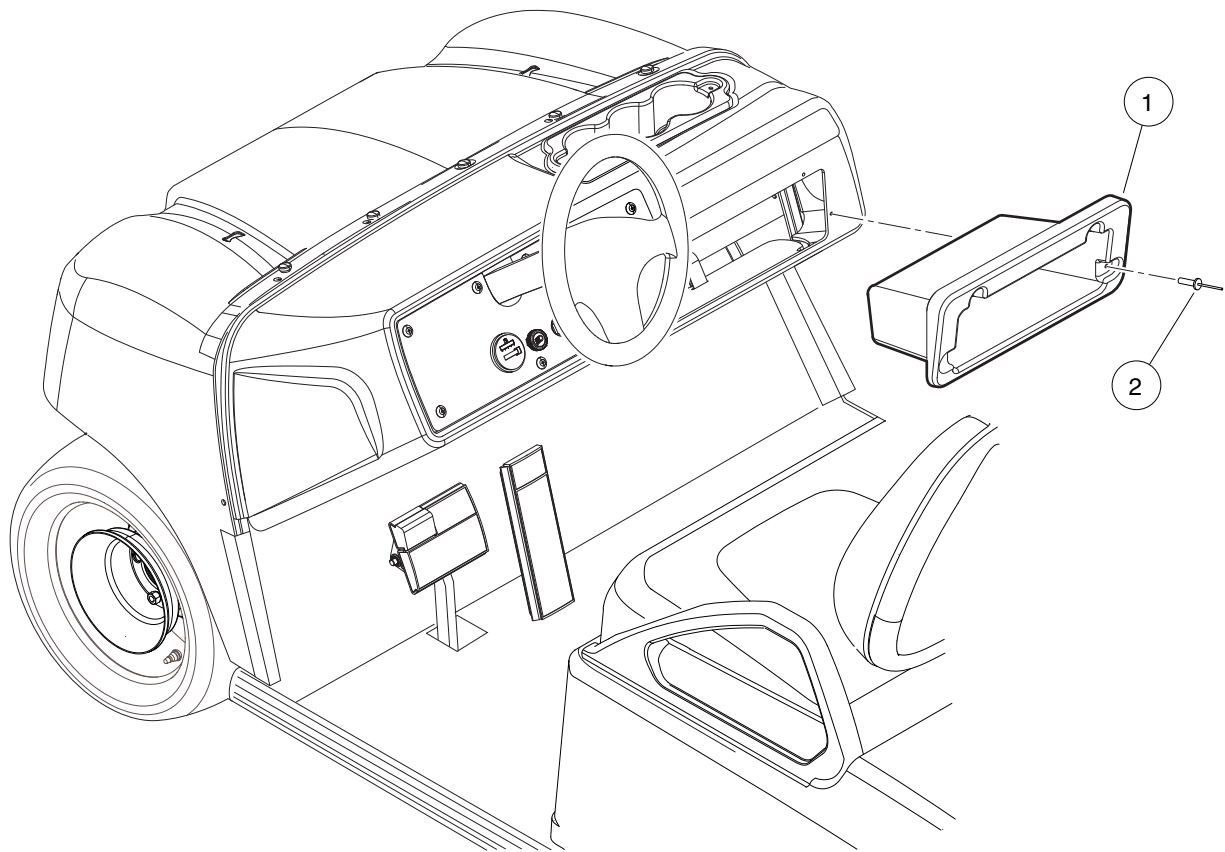
BRUSH GUARD

ITEM	PART NO.	DESCRIPTION	QTY	1	G	E
		1 2 3 4				
1	102852401	Kit, Brush Guard (includes items 2 through 6)	1			
2	102289002	Screw, M8 X 1.25 X 30 Tri, Blk	2			
3	102298240	Bolt, Flange Head, M8-1.25 X 40	2			
4	102618601	Lock Nut, Flange, M8 X 1.25 Nylon	2			
5	102830201	Guard, Brush	1			
6	102830401	Support, Brush Guard	1			

1

G

E



000358-001

DASH BOX

ITEM	PART NO.	DESCRIPTION	QTY
1	102810301	Box, Dash	1
2	103344501	Rivet, 5/32" Dia., Black	4

1

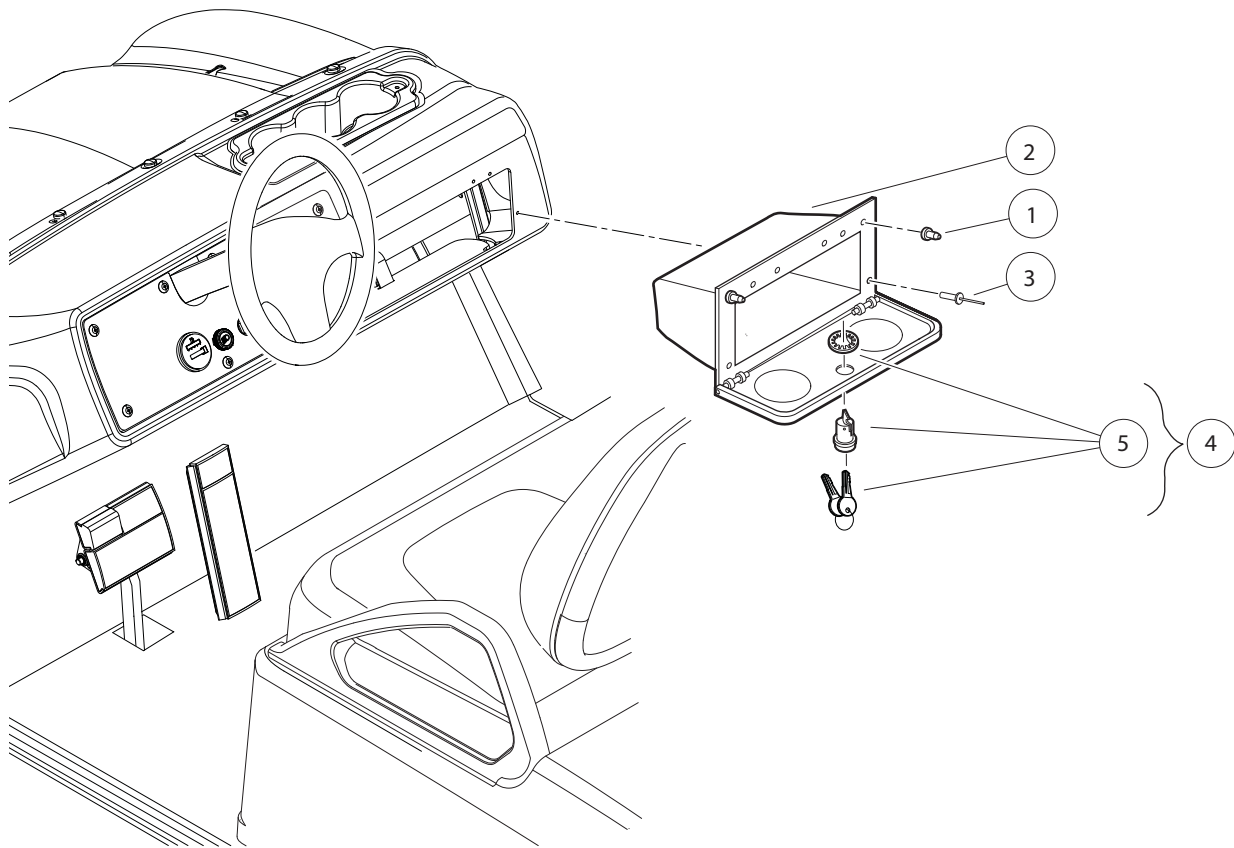
G

E

1

G

E



000359-002

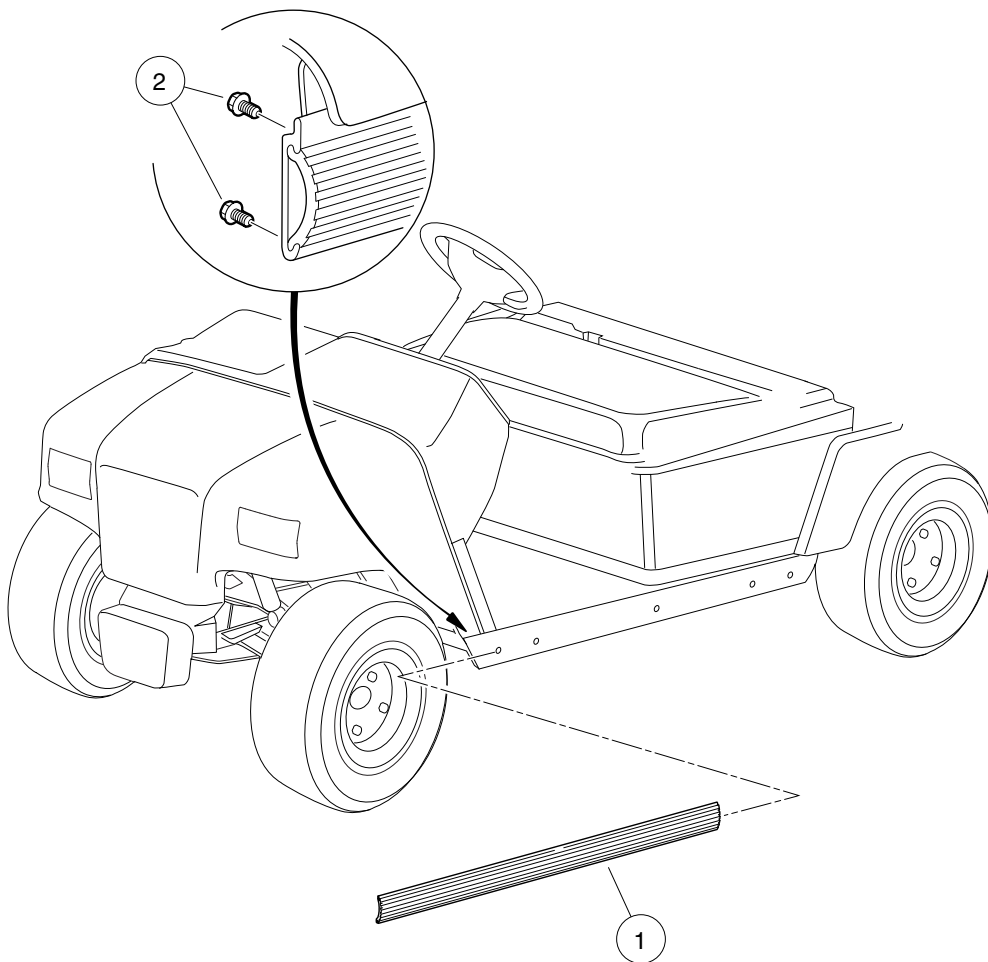
GLOVE BOX

ITEM	PART NO.	DESCRIPTION	QTY	1	G	E
		1 2 3 4				
1	1010436	Bumper, Rubber	2			
2	102796501	Glove Box	1			
3	102828701	Rivet	6			
4	102959401	Glove Box Lock / Key Kit (includes item 5)	1			
5	N/A	Asm, Glove Box Lock / Key	1			

1

G

E



000361-002

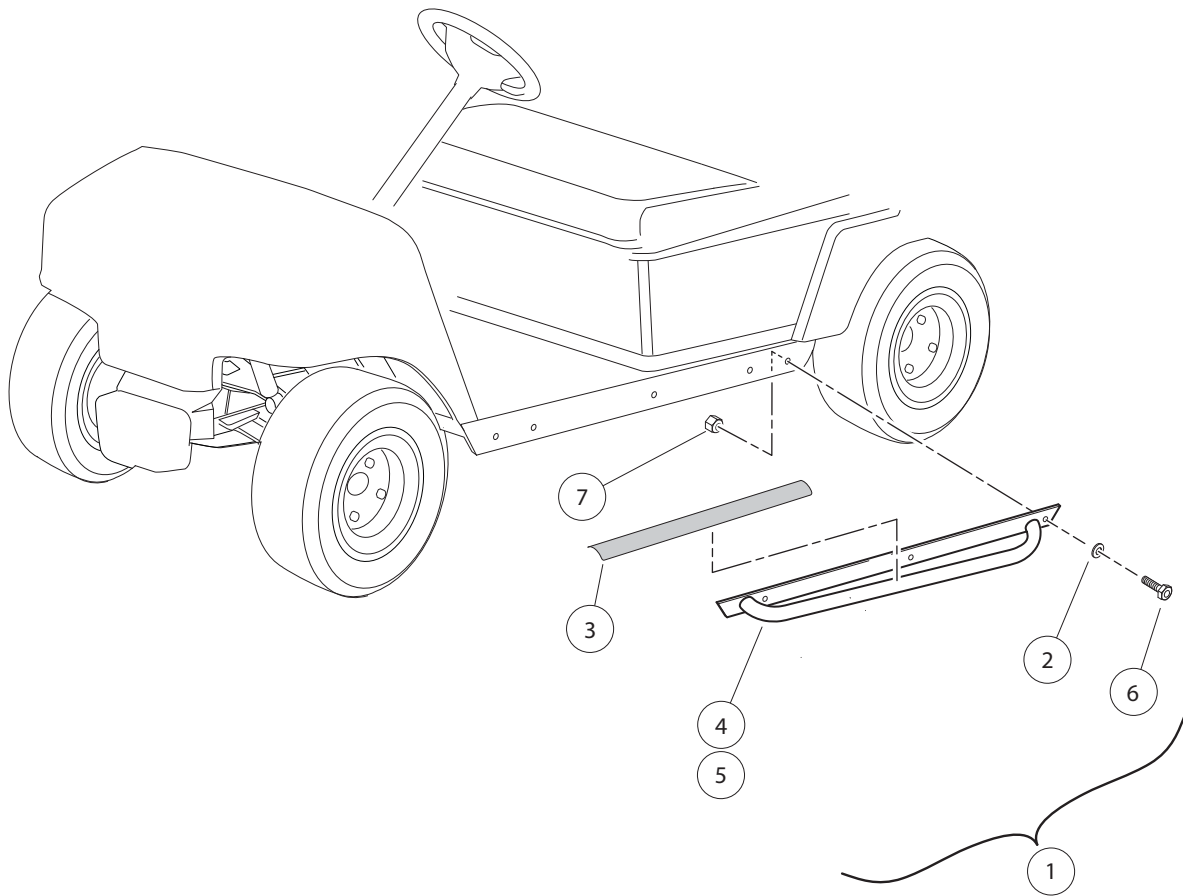
SIDE TRIM

ITEM	PART NO.	DESCRIPTION	QTY	1
1	1013983	Bumper, Side Trim	2	G
2	102310701	Screw, #8-18 x 0.375, Hex-Head Washer	8	E

1

G

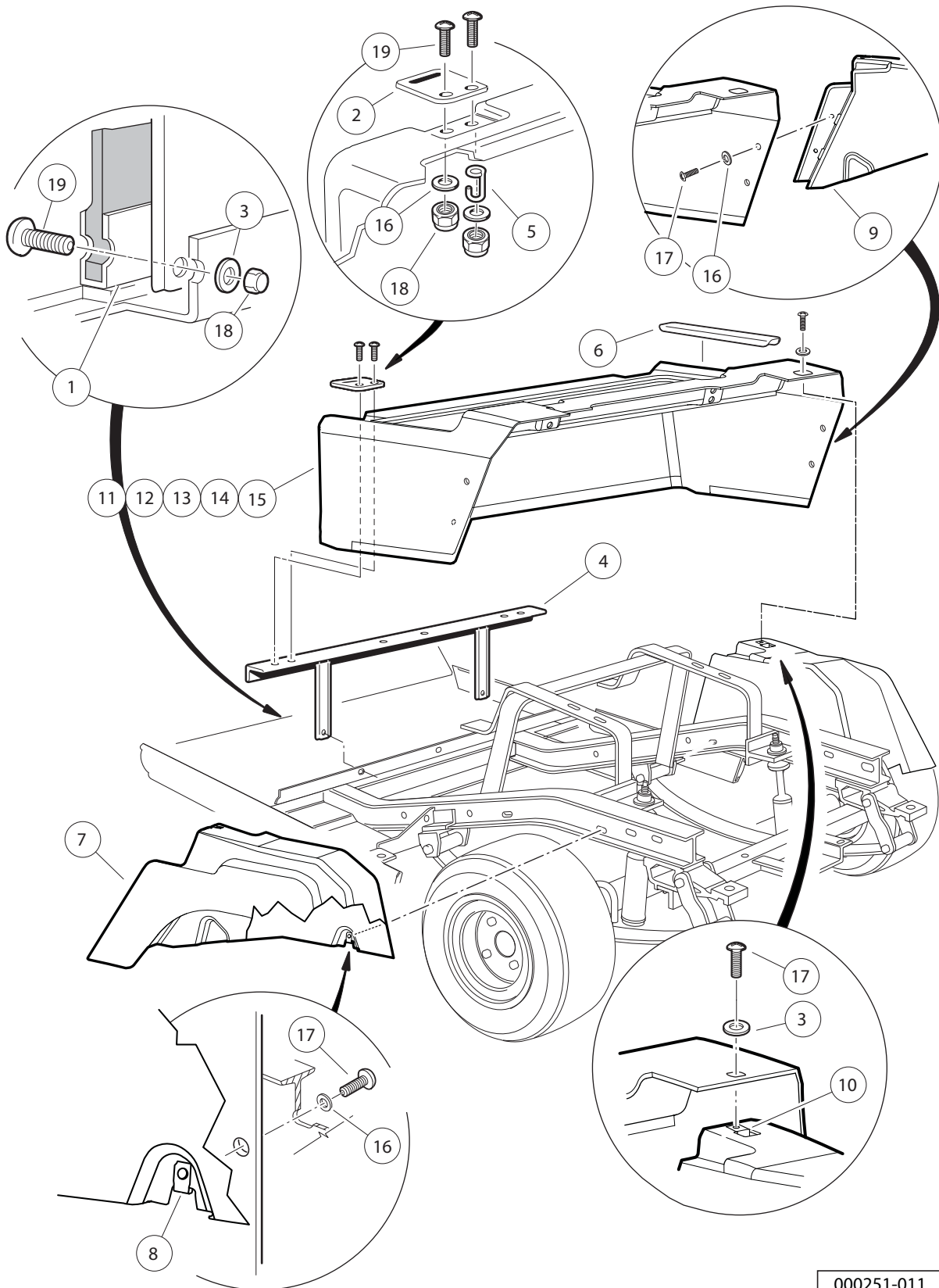
E



000360-004

NERF BAR

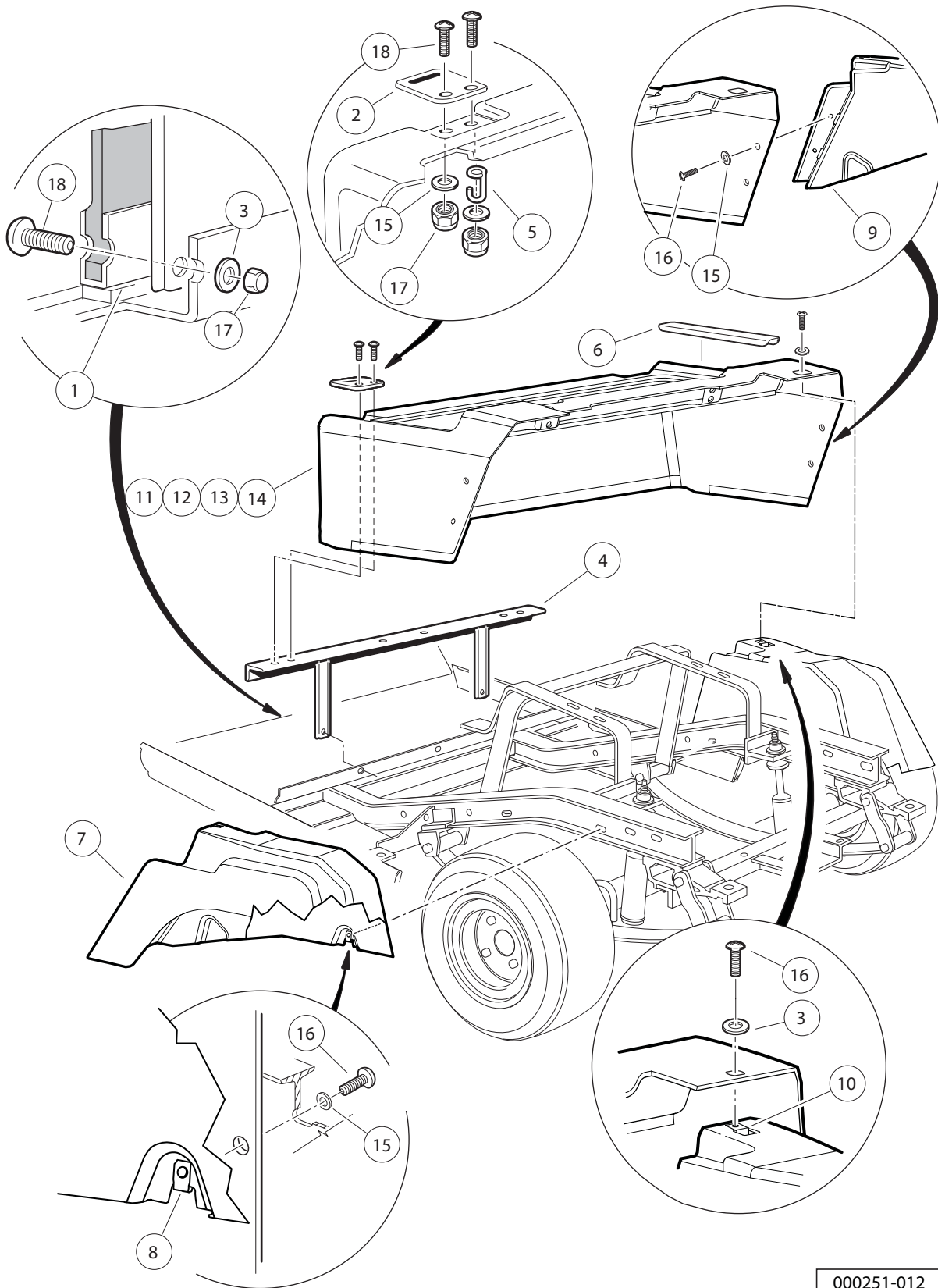
ITEM	PART NO.	DESCRIPTION	QTY	1
		1 2 3 4		G
1	102829802	Kit, Nerf Bar (black) (includes items 2 through 7)	1	E
2	1011990	Washer, 3/8 Flat	6	
3	102355102	Tape, Non-skid	2	
4	102829703	Nerf Bar Assy, Driver	1	
5	102829704	Nerf Bar Assy, Passenger	1	
6	320	Screw, 3/8-16 X 1.00 Hex-Head Cap	6	
7	8754	Locknut, 3/8-16 Hex	6	

1**G****E**

000251-011

REAR BODY AND FENDER – GASOLINE VEHICLE

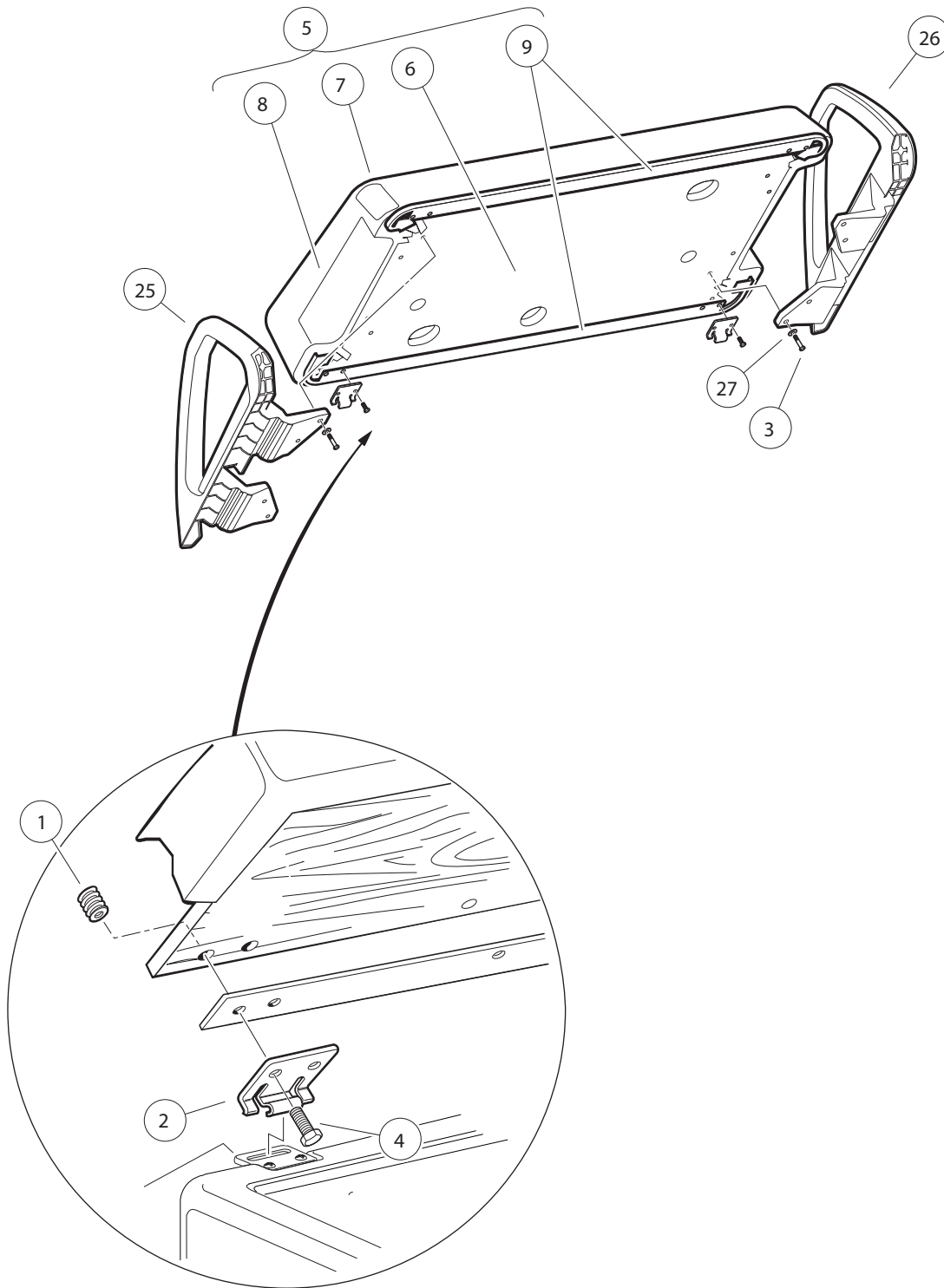
ITEM	PART NO.	DESCRIPTION	QTY	1 G E
		1 2 3 4		
1	1010993	Body Kick Plate	1	
2	1012412	Body, Hinge Plate	2	
3	1014306	Washer, 1/4" Type B Flat	8	
4	1017141	Body Support Weldment	1	
5	101855801	Cable Retainer	1	
6	102221201	Wear Pad	2	
7	102777601	Fender, Driver Side (includes item 8)	1	
8	1016952	U-Nut, 1/4-20	4	
9	102777602	Fender, Passenger Side (includes item 10)	1	
10	1016952	U-Nut, 1/4-20	4	
11	102796801	Body, Rear, Gas, Red	1	
12	102796802	Body, Rear, Gas, Orange	1	
13	102796803	Body, Rear, Gas, Green	1	
14	102796804	Body, Rear, Gas, Classic Blue	1	
15	102796805	Body, Rear, Gas, Olive Green	1	
16	332	Washer, 1/4 Type A Narrow Flat	6	
17	7847	Screw, 1/4-20 X 0.75 Hex-Head Cap	8	
18	8233	Locknut, 1/4-20, Nylon Insert	6	
19	8251	Screw, 1/4-20 X 1.0 Truss-Head Machine	6	

1**G****E**

000251-012

REAR BODY AND FENDER – ELECTRIC VEHICLE

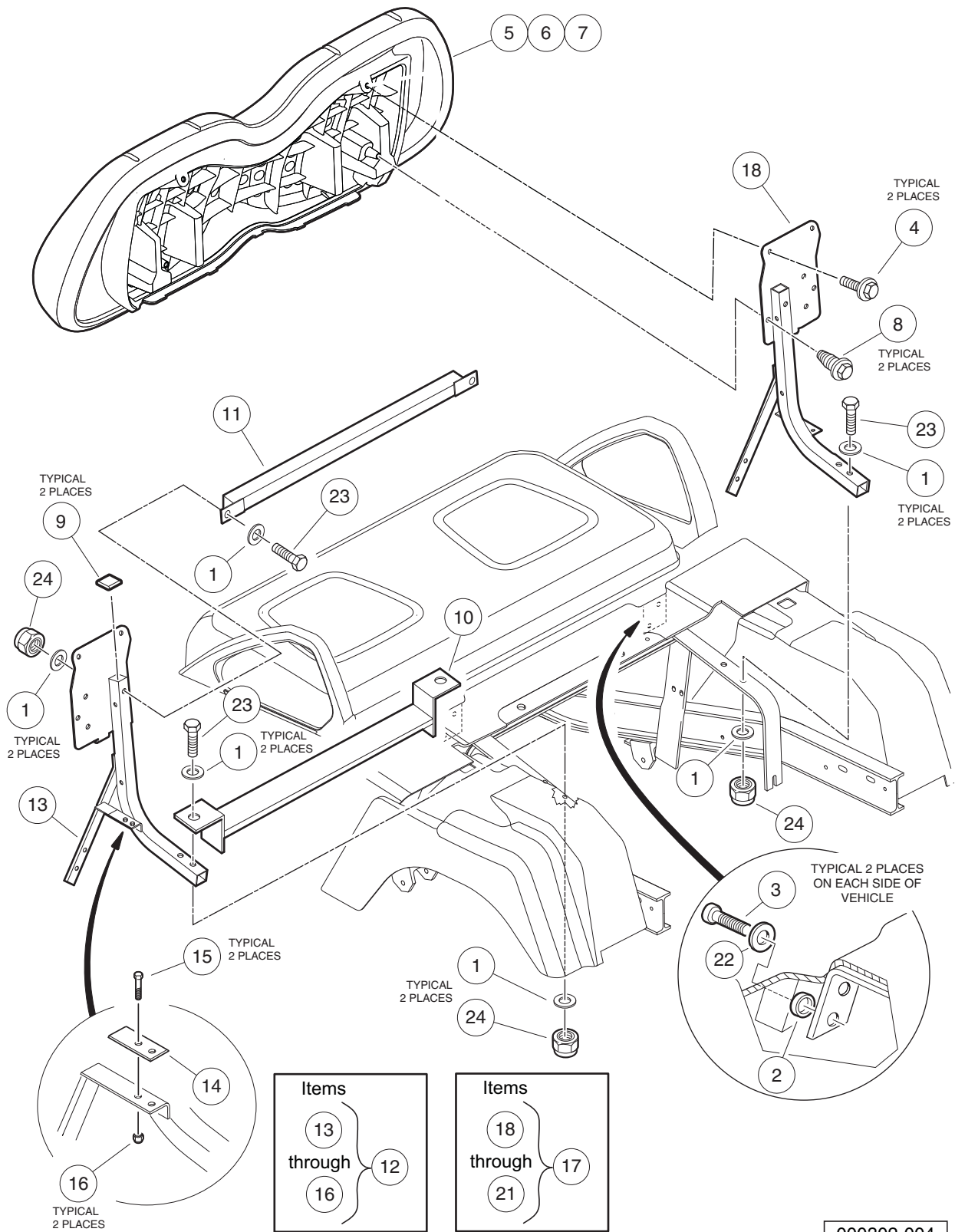
ITEM	PART NO.	DESCRIPTION	QTY	1	G	E
		1 2 3 4				
1	1010993	Body Kick Plate	1			
2	1012412	Body, Hinge Plate	2			
3	1014306	Washer, 1/4" Type B Flat	8			
4	1017141	Body Support Weldment	1			
5	101855801	Cable Retainer	1			
6	102221201	Wear Pad	2			
7	102777601	Fender, Driver Side (includes item 8)	1			
8	1016952	U-Nut, 1/4-20	4			
9	102777602	Fender, Passenger Side (includes item 10)	1			
10	1016952	U-Nut, 1/4-20	4			
11	102818301	Body, Rear, Electric, Red	1			
12	102818302	Body, Rear, Electric, Orange	1			
13	102818303	Body, Rear, Electric, Green	1			
14	102818305	Body, Rear, Electric, Olive Green	1			
15	332	Washer, 1/4 Type A Narrow Flat	6			
16	7847	Screw, 1/4-20 X 0.75 Hex-Head Cap	8			
17	8233	Locknut, 1/4-20, Nylon Insert	6			
18	8251	Screw, 1/4-20 X 1.0 Truss-Head Machine	6			

1**G****E**

000364-008

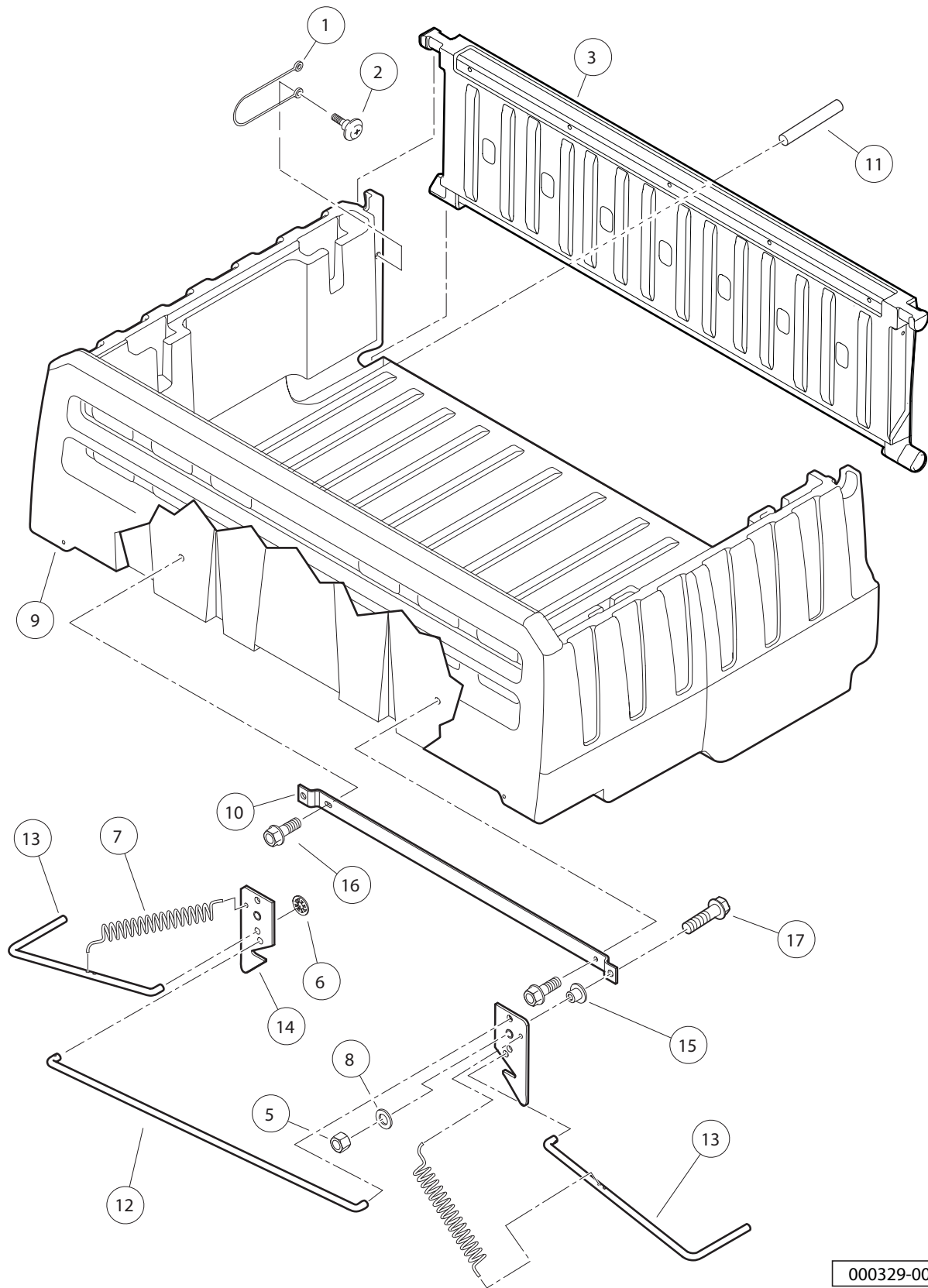
FRONT SEAT BOTTOM AND ARMRESTS

ITEM	PART NO.	DESCRIPTION	QTY	1 G E
		1 2 3 4		
1	1010543	Insert - Wood	4	
2	1011652	Hinge Plate	2	
3	1016916	Screw, 1/4-20 X 1.50 Hex-Head Cap	8	
4	101954301	Screw, 1/4-20 X 0.75 Hex-Head Cap	4	
5	102174201	Seat Bottom Assembly, Buff (includes items 6 through 9)	1	
6	N/A	Plywood Assy	1	
7	101998211	Vinyl Cover Seat Btm - Buffsvc	1	
8	N/A	Foam, Seat	1	
9	101998501	Gasket, Seat	2	
10	102174202	Seat Bottom Assembly, White (includes items 11 through 14)	1	
11	N/A	Plywood Assy	1	
12	101998212	Vinyl Cover, Seat Bottom, White	1	
13	N/A	Foam, Seat	1	
14	101998501	Gasket, Seat	2	
15	102174204	Seat Bottom Assembly, Black (includes items 16 through 19)	1	
16	N/A	Plywood Assy	1	
17	101998214	Vinyl Cover, Seat Bottom, Black	1	
18	N/A	Foam, Seat	1	
19	101998501	Gasket, Seat	2	
20	102174205	Seat Bottom Assembly, Gray (includes items 21 through 24)	1	
21	N/A	Plywood Assy	1	
22	101998215	Vinyl Cover, Seat Bottom, Gray	1	
23	N/A	Foam, Seat	1	
24	101998501	Gasket, Seat	2	
25	103246701	Hip Restraint, Drvr Side	1	
26	103246801	Hip Restraint, Pass Side	1	
27	332	Washer, 1/4 Type A Narrow Flat	8	
<p>Note: Sub-components contained in items 10, 15, and 20 are the same as those shown for item 5, except for the vinyl seat covers.</p>				

1**G****E**

SEAT BACK

ITEM	PART NO.	DESCRIPTION	QTY	1	G	E
		1 2 3 4				
1	1011931	Washer, 1/4 Flat	12			
2	1017774	Body Spacer	4			
3	101910401	Screw, 5/16-18 X 1.25 Thrd Frm	4			
4	102296530	Screw - M6 X 1.0 X 30 Sems	2			
5	102503221	Service Backrest Asm, Beige	1			
6	102503222	Service Backrest Asm, White	1			
7	102503224	Service Backrest Asm, Gray	1			
8	102544201	Screw, M6 Hex	2			
9	102581201	Plug, Square - 25.4 mm	2			
10	102796101	Weldment, Bed Support	1			
11	102816201	Seat Support, Cross Brace	1			
12	102913101	Seat Support W/striker, Drv (includes items 13 through 16)	1			
13	102796301	Seat Support, Driver-Side	1			
14	102840301	Striker Plate	1			
15	7847	Screw, 1/4-20 X 0.75 Hex-Head Cap	2			
16	8233	Locknut, 1/4-20, Nylon Insert	2			
17	102913102	Support, Seat, Right (passenger) (includes items 18 through 21)	1			
18	102796302	Seat Support, Passenger-Side	1			
19	102840301	Striker Plate	1			
20	7847	Screw, 1/4-20 X 0.75 Hex-Head Cap	2			
21	8233	Locknut, 1/4-20, Nylon Insert	2			
22	1241	Washer, 5/16 Type A Flat	4			
23	7311	Screw, 1/4-20 X 2.00 Hex-Head Cap	6			
24	8233	Locknut, 1/4-20, Nylon Insert	6			

1**G****E**

000329-002

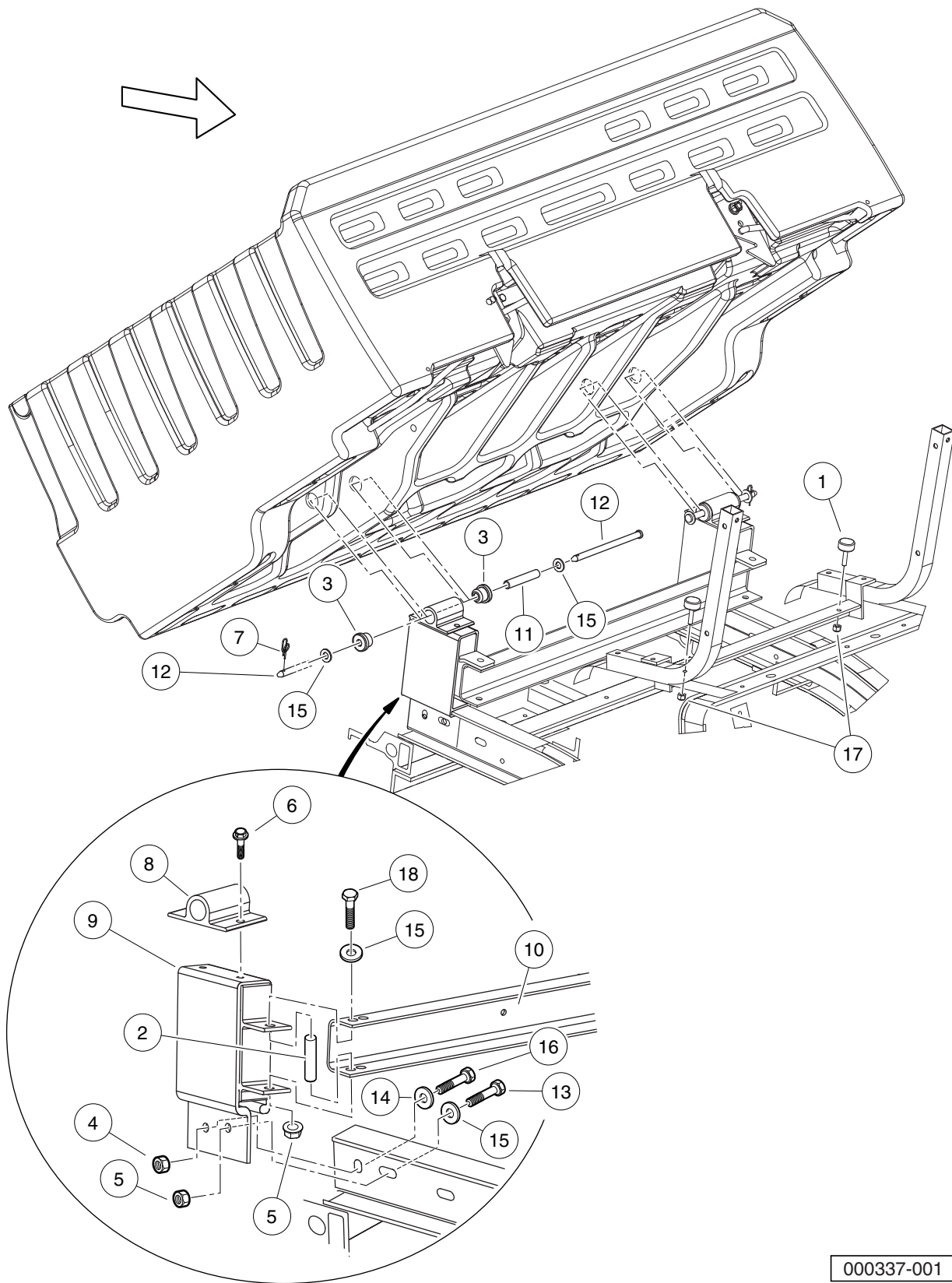
CARGO BED

ITEM	PART NO.	DESCRIPTION	QTY
		1 2 3 4	
1	102779001	Lanyard, Tailgate	2
2	102779401	Bolt Lanyard	2
3	102779501	Tailgate	1
4	103189901	Bed Assembly (includes items 5 through 17)	1
5	1010138	Locknut, 3/8-16 Dimpled	2
6	1013876	Pushnut, 3/8	4
7	1015391	Extension, Spring Latch	2
8	N/A	Washer, 3/8 Flat Type A	2
9	N/A	Bed	1
10	102778901	Support, Latch Link	1
11	N/A	Pin, Support	2
12	102779201	Rod, Long Link	1
13	102779301	Rod, Bed Lift, Short Bent	2
14	102779601	Catch, Tilt Bed	2
15	102830701	Bearing, Bronze, 1/2x9/32	2
16	304	Screw, 1/4-20 X 1.0 Hex-Head Cap	2
17	320	Screw, 3/8-16 X 1.00 Hex-Head Cap	1
18	103317501	Kit, Plastic Bed Box Latch (includes items 19 through 21)	1
19	1010545	Screw, Hex Washer Head 1/4-14 X .75	2
20	1011578	Washer, 5/16 Type B Flat	2
21	103293501	Spring, Tilt Latch 3.4 Lb/in	2

1

G

E



000337-001

BED HINGE

ITEM	PART NO.	DESCRIPTION	QTY	1	G	E
		1 2 3 4				
1	1010878	Bumper, Rubber	2			
2	1012303	Bushing, Steel	2			
3	1015583	Bushing, Urethane	4			
4	101835601	Locknut, 1/4-20 Hex Whiz	2			
5	102065901	Locknut, 3/8-16 Flanged Dimple	4			
6	102289001	Screw, M8X1.25X30, Hex	4			
7	102289301	Rue Ring - 1/2"	2			
8	102797201	Hinge, Roto Bed	2			
9	102820301	Support, Hinge	2			
10	102820501	Stiffener, Bed Support	1			
11	102821101	Bushing, Steel	2			
12	102823201	Pin, Clevis, 3/8	2			
13	320	Screw, 3/8-16 X 1.00 Hex-Head Cap	2			
14	332	Washer, 1/4 Type A Narrow Flat	2			
15	334	Washer, 3/8, Type A, Flat	8			
16	7847	Screw, 1/4-20 X 0.75 Hex-Head Cap	2			
17	8233	Locknut, 1/4-20, Nylon Insert	2			
18	8755	Screw, 3/8-16 X 3.375 Hex Cap	2			

1

G

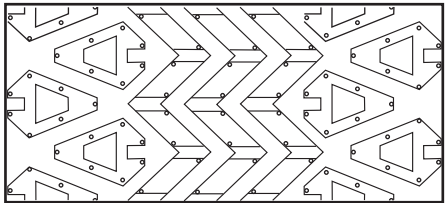
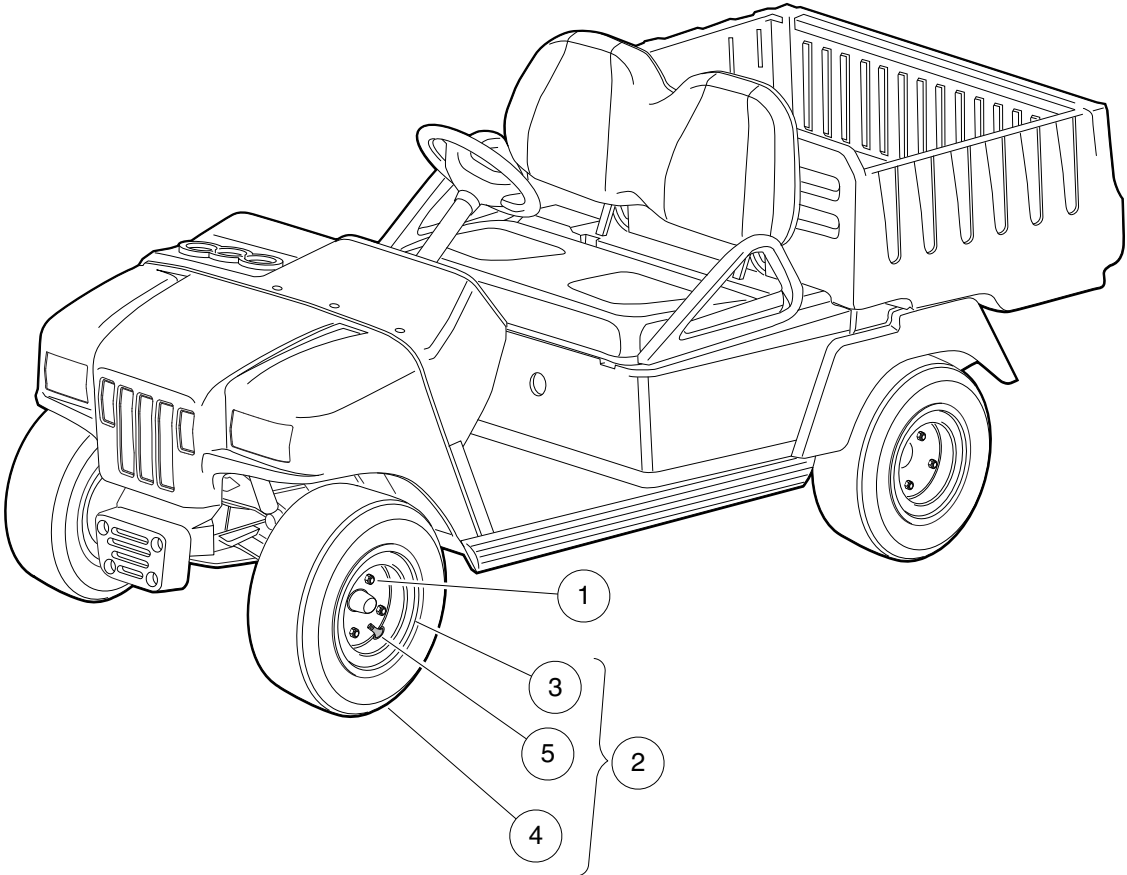
E

WHEELS AND TIRES

2

G

E



000224-002


WHEELS AND TIRES

ITEM	PART NO.	DESCRIPTION	QTY	2
		1 2 3 4		G
1	1010984	.500-20 Unf Lug Nut	16	E
2	102819101	Tire Assembly, All Trail II (includes items 3 through 5)	4	
3	102815801	Wheel Rim, Gray	1	
4	102815901	Tire, Unmounted, All Trail II	1	
5	7310	Valve Stem, Black Plastic	1	

2

G

E



000318-002

HUBCAP

ITEM	PART NO.	DESCRIPTION	QTY	2
1	102861401	<div> <div>1 2 3 4</div> <div>Wheel Cover, Chrome Elite</div> </div>	4	<div>G</div> <div>E</div>

2

G

E

LOGO AND DECALS

3

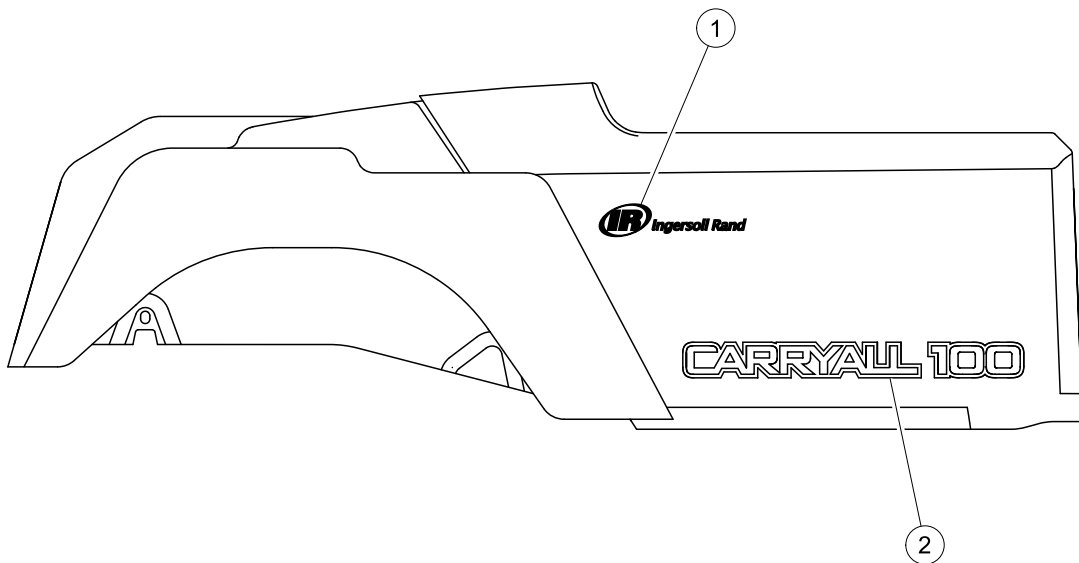
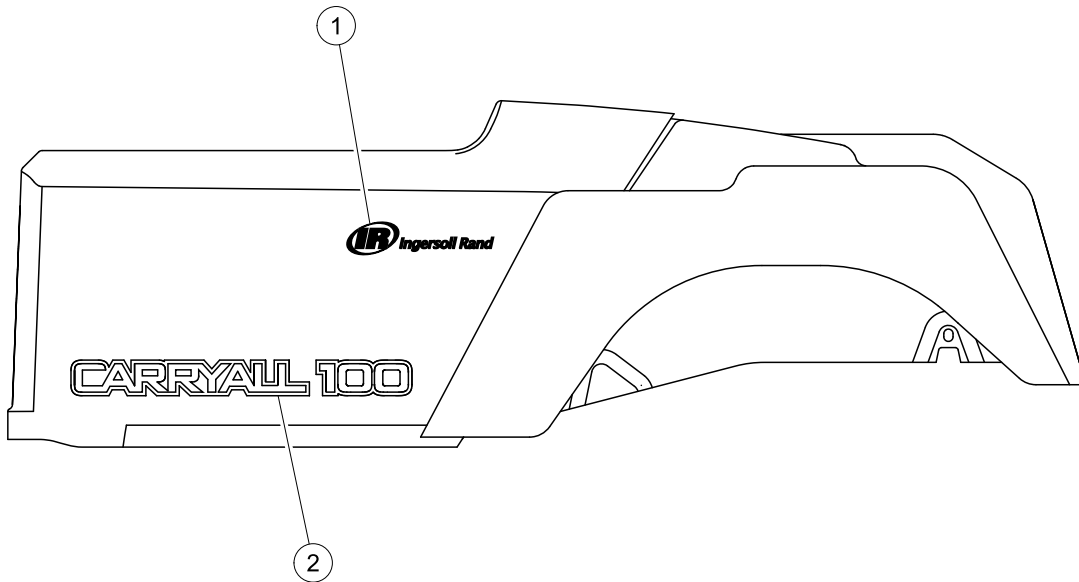
G

E

3

G

E



LOGO DECALS

ITEM	PART NO.	DESCRIPTION	QTY
1	103234303	1 2 3 4 Decal, Badge, Ir Black	2
2	105199601	Decal,†carryall†100	2

3

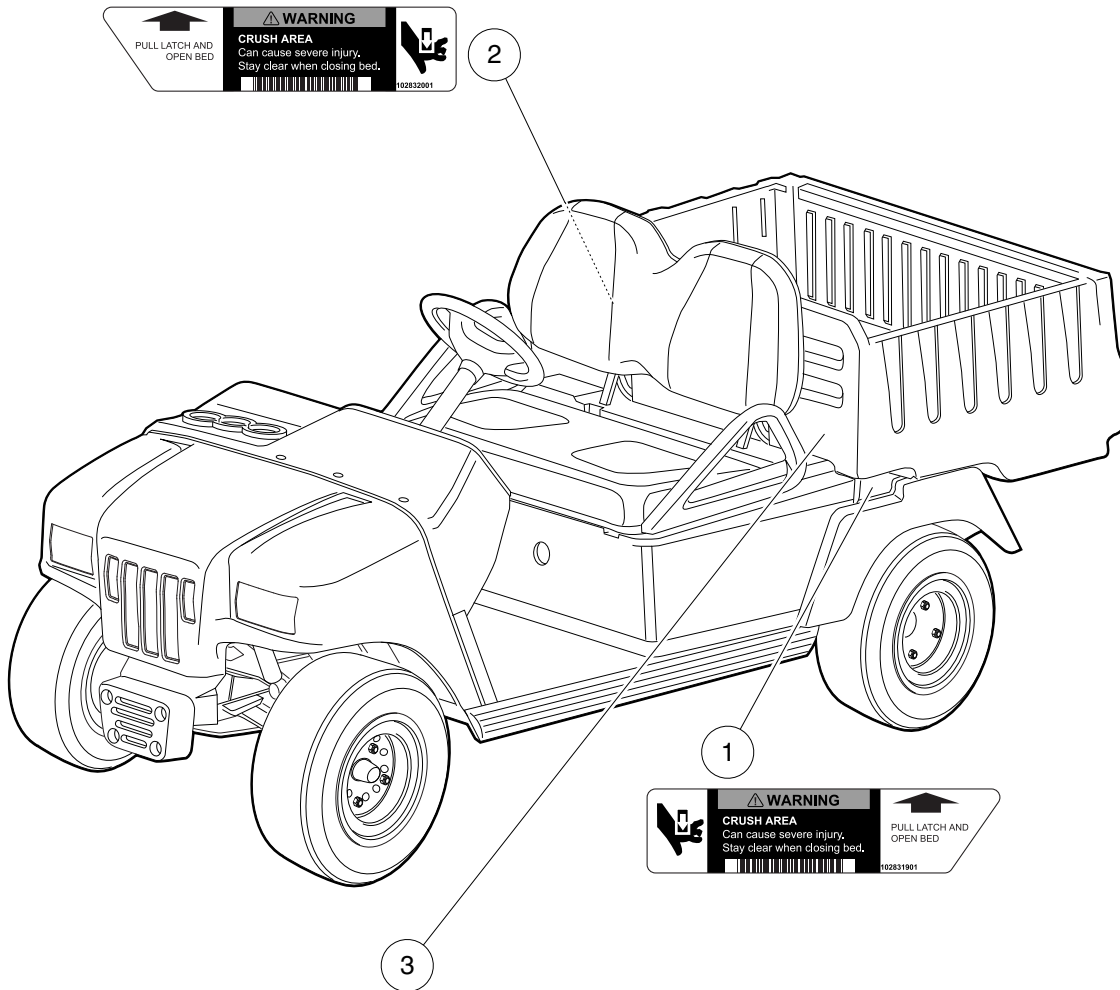
G

E

3

G

E



3

NOTICE

• THE OWNER/OPERATOR should maintain, lubricate, adjust, and operate the vehicle as detailed in the vehicle owners manual.

CQ 102832001

000225-002

SAFETY DECALS – GASOLINE VEHICLES

ITEM	PART NO.	DESCRIPTION	QTY
1	102831901	Decal, Crush Warning, Driver-Side	1
2	102832001	Decal, Crush Warning, Passenger-Side	1
3	102833301	Decal, Maintenance	1



WARNING

- GASOLINE EXPLOSION / FIRE.
- CAN CAUSE SEVERE INJURY OR DEATH.
- NO SMOKING, SPARKS, OR OPEN FLAME.
- STOP ENGINE, ALLOW TO COOL BEFORE REFUELING.
- TURN FUEL VALVE () ON DURING OPERATION.
- () OFF DURING STORAGE OR TRANSPORT.

CC1 1015476-01

WARNING

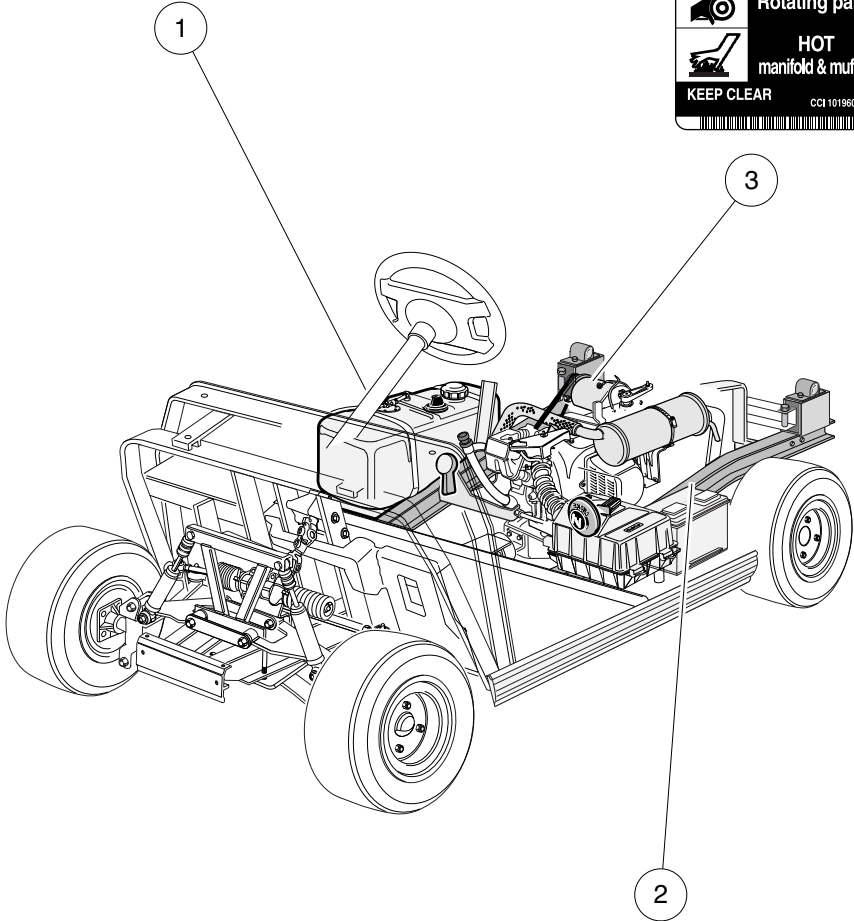
CAN CAUSE SEVERE INJURY

**Rotating parts**

**HOT manifold & muffler**

KEEP CLEAR

CC1 101960501





WARNING

Negative frame ground. Can cause severe injury.
Do not contact positive (+) battery post or cable to frame.
Disconnect negative battery lead first.



WARNING

Excessive speed.
Can cause severe injury or death.
Do not tamper with engine governor adjustment.

CC1 1019152-01

000226-001

SAFETY DECALS – GASOLINE VEHICLES, CONTINUED

ITEM	PART NO.	DESCRIPTION	QTY
		1 2 3 4	
1	101547601	Decal, Gasoline Explosion/Fire Warning	1
2	101915201	Decal, Frame Ground and Governor Warning	1
3	101960501	Decal, Rotating Parts/Hot Manifold	1

OPERATING INSTRUCTIONS

- Read owner's manual and dash-mounted safety warnings prior to driving.
- Study and understand controls.

TO START ENGINE

- Place shift lever in "N" – Neutral position.
- Press brake pedal.
- Turn key switch to "START" position and release.

TO OPERATE VEHICLE

- Turn wheels to desired direction and ensure path is clear.
- Engine must be at idle before moving shift lever.
- While vehicle is stopped, and engine is at idle, place Forward/Reverse switch in desired position:
F – Forward N – Neutral R – Reverse (Buzzer will sound)
- Park brake will release and vehicle will start moving when accelerator pedal is pressed.
- Slowly press accelerator pedal to increase speed.
- To stop, release accelerator pedal and push brake pedal.

BEFORE LEAVING

- Press park brake pedal until it locks and holds vehicle.
- Place Forward/Reverse switch in NEUTRAL position.
- Turn key to "OFF" position and remove key when not in use.

102825601

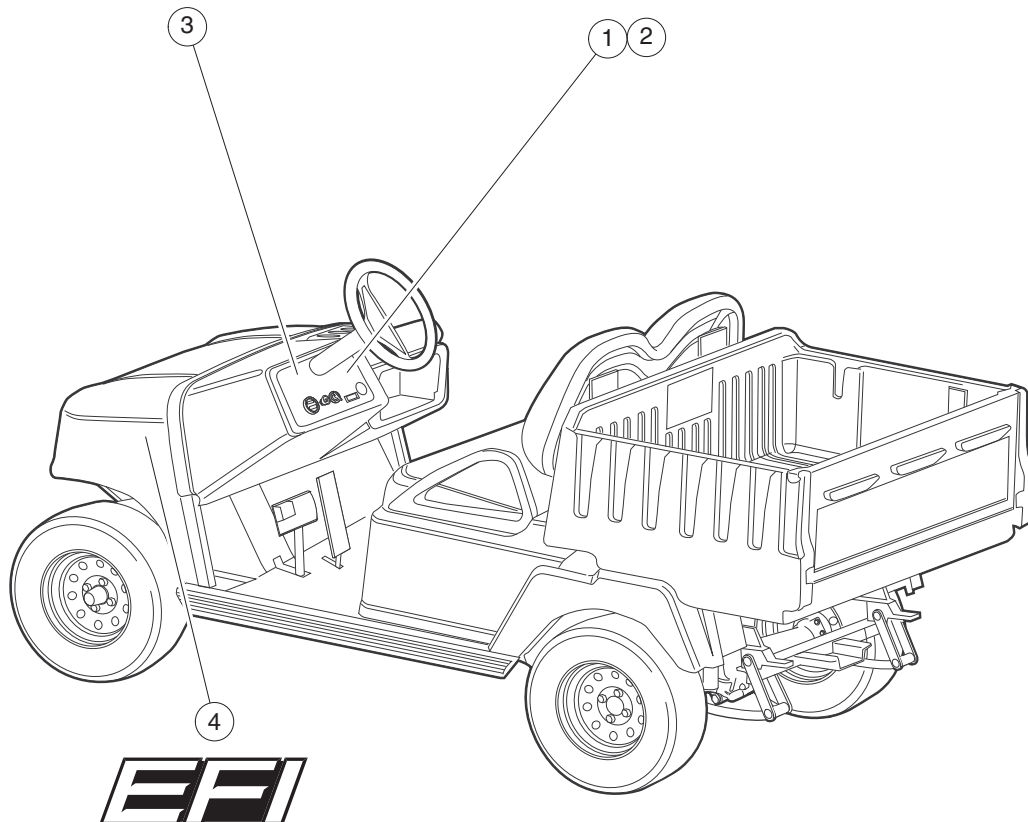
⚠ WARNING

ROLLOVER OR FALLING OFF MAY CAUSE SERIOUS INJURY OR DEATH

- Before using vehicle, read operating instructions.
- Do not start vehicle until all occupants are seated.
- Operate from driver side only and not on public roads.
- Drive slowly in turns and straight up and down slopes.
- Never operate under the influence of alcohol or drugs.
- Use brakes to reduce speed when coasting downhill.
- Remain seated while moving.
- Hold on to seat handle while moving.
- Two (2) persons per seat maximum.
- Never stand in front of or behind vehicle.
- Do not leave children unattended on vehicle.
- Keep entire body inside vehicle while moving.

OFF ON
START

102825401



SAFETY DECALS – GASOLINE VEHICLES, CONTINUED

ITEM	PART NO.	DESCRIPTION	QTY	3 G E
		1 2 3 4		
1	102825401	Decal, Warning, Instrument Panel	1	
2	102825402	Decal, Warning, Instrument Panel	1	
3	102825601	Decal, Operating Instructions, Instrument Panel	1	
4	105153301	Decal, Efi, Italic, Lh	1	
5	105153302	Decal, Efi, Italic, Rh	1	
<p>Note: Item 2 is for use on vehicles equipped with a 12-volt accessory outlet. Item 5 is not illustrated. It is exact opposite of item 4.</p>				

3

G

E

NOTICE

Do not operate vehicle without this cover properly installed.
Do not direct water stream in this area; will cause damage to components.

CC1 101931501

WARNING TOW RUN

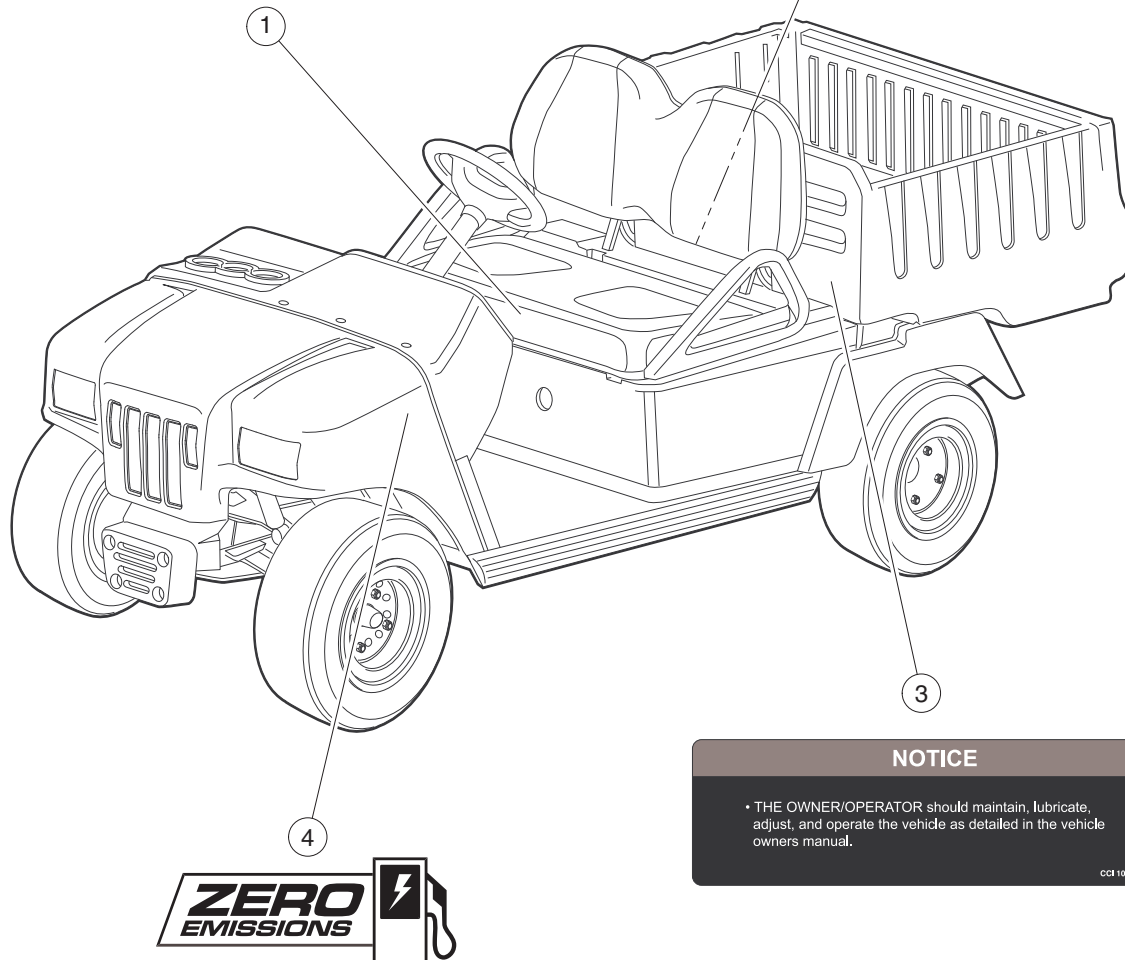
Place Tow/Run switch in TOW position before:

- Disconnecting or connecting batteries
- Towing
- Extended storage
- Servicing

FAILURE TO HEED THIS
WARNING COULD RESULT
IN A BATTERY EXPLOSION

INJURY.

CC1 101908601



NOTICE

- THE OWNER/OPERATOR should maintain, lubricate, adjust, and operate the vehicle as detailed in the vehicle owners manual.

CC1 102833301

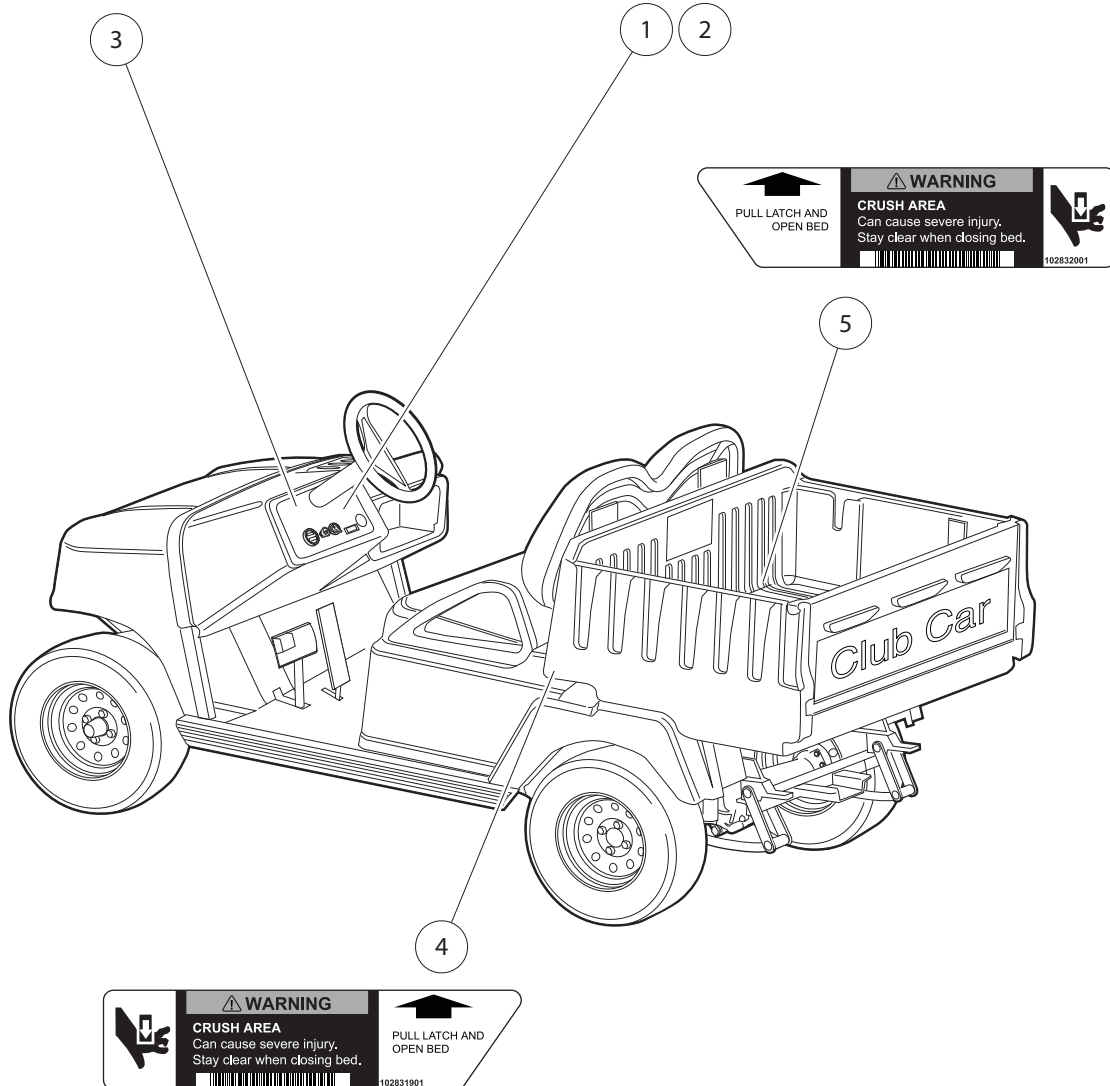
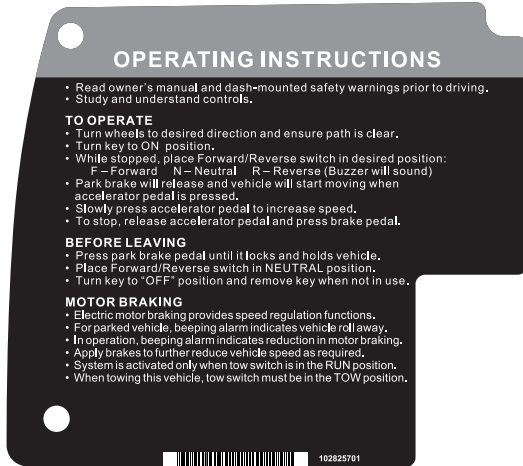
SAFETY DECALS – ELECTRIC VEHICLES

ITEM	PART NO.	DESCRIPTION	QTY	3 G E
		1 2 3 4		
1	101908601	Decal, Tow/Run Switch Warning	1	
2	101931501	Decal, Component Cover	1	
3	102833301	Decal, Maintenance	1	
4	105153201	Decal, Zero Emission Vhcle, Lh	1	
5	105153202	Decal, Zero Emission Vhcle, Rh	1	
<p>Note: Item 5 is not illustrated. It is exact opposite of item 4.</p>				

3

G

E



000229-003

SAFETY DECALS – ELECTRIC VEHICLES, CONTINUED

ITEM	PART NO.	DESCRIPTION	QTY	3 G E
		1 2 3 4		
1	102825501	Decal, Warning, Instrument Panel	1	
2	102825502	Decal, Warning, Instrument Panel	1	
3	102825701	Decal, Operating Instructions, Instrument Panel	1	
4	102831901	Decal, Crush Warning, Driver-Side	1	
5	102832001	Decal, Crush Warning, Passenger-Side	1	
<p>Note: Item 2 is for use on vehicles equipped with a 12-volt accessory outlet.</p>				

3

G

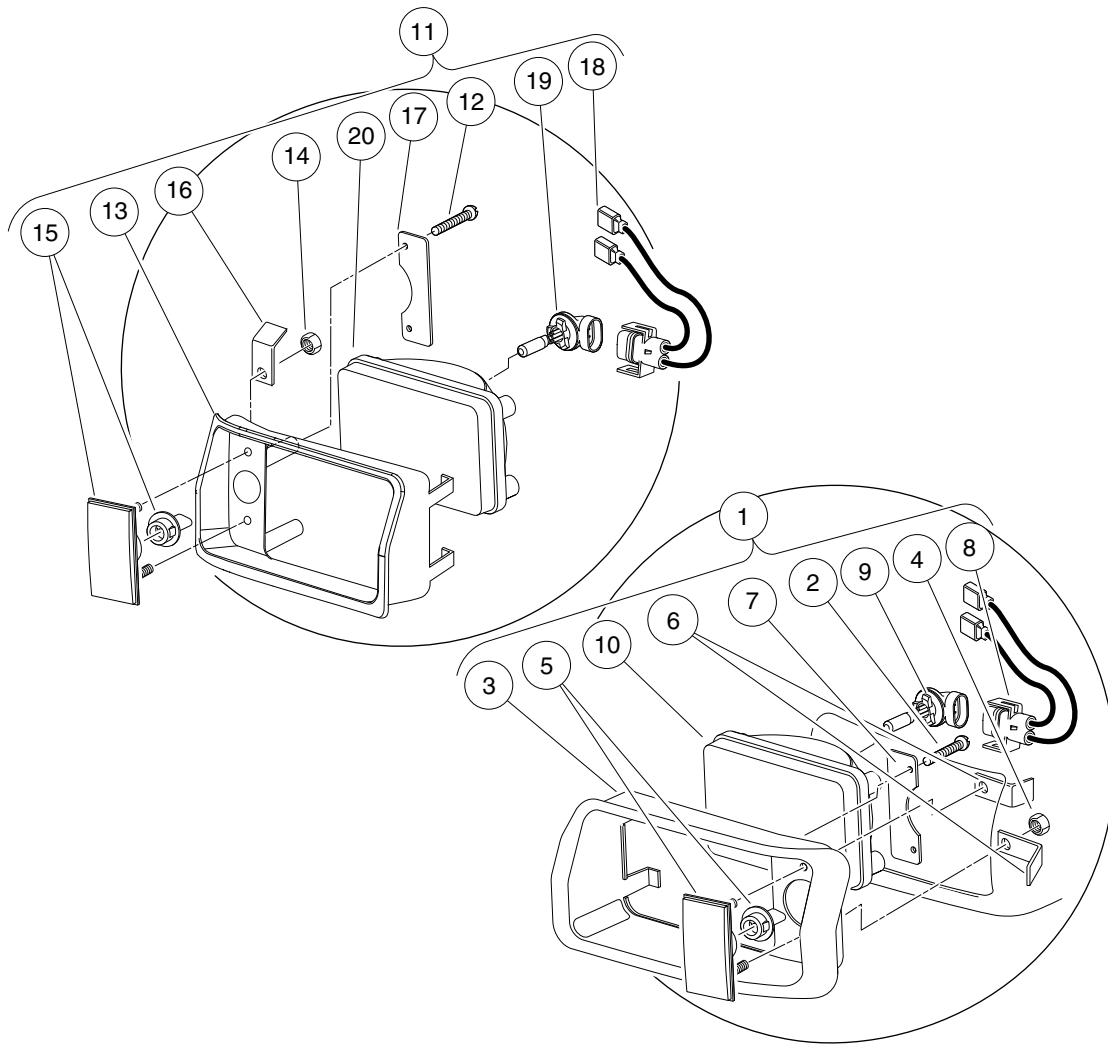
E

LIGHTS, CONTROLS, AND INDICATORS

4

G

E

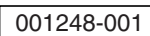


000073-001

HEADLIGHTS

ITEM	PART NO.	DESCRIPTION	QTY	4	G	E
		1 2 3 4				
1	101988001	Headlight Assembly, Driver-Side Single Beam (includes items 2 through 10)	1			
2	1013461	Screw, #10-16 Hex-Head Hi-Lo	2			
3	1016880	Headlight Bezel, Left	1			
4	1017	Nut, #10-24 Stainless-Steel Hex Machine	2			
5	1017062	Turn Signal Lens Assy	1			
6	1017064	Mounting Bracket	2			
7	1017065	Retainer, Headlight	1			
8	101987901	Connector, Harness Assembly, Headlight	1			
9	101988101	Bulb, Headlight	1			
10	101988201	Lens, Headlight	1			
11	101988002	Headlight Assy, Passenger-Side Single Beam (includes items 12 through 20)	1			
12	1013461	Screw, #10-16 Hex-Head Hi-Lo	2			
13	1016879	Headlight Bezel, Right	1			
14	1017	Nut, #10-24 Stainless-Steel Hex Machine	2			
15	1017062	Turn Signal Lens Assy	1			
16	1017064	Mounting Bracket	2			
17	1017065	Retainer, Headlight	1			
18	101987901	Connector, Harness Assembly, Headlight	1			
19	101988101	Bulb, Headlight	1			
20	101988201	Lens, Headlight	1			

E



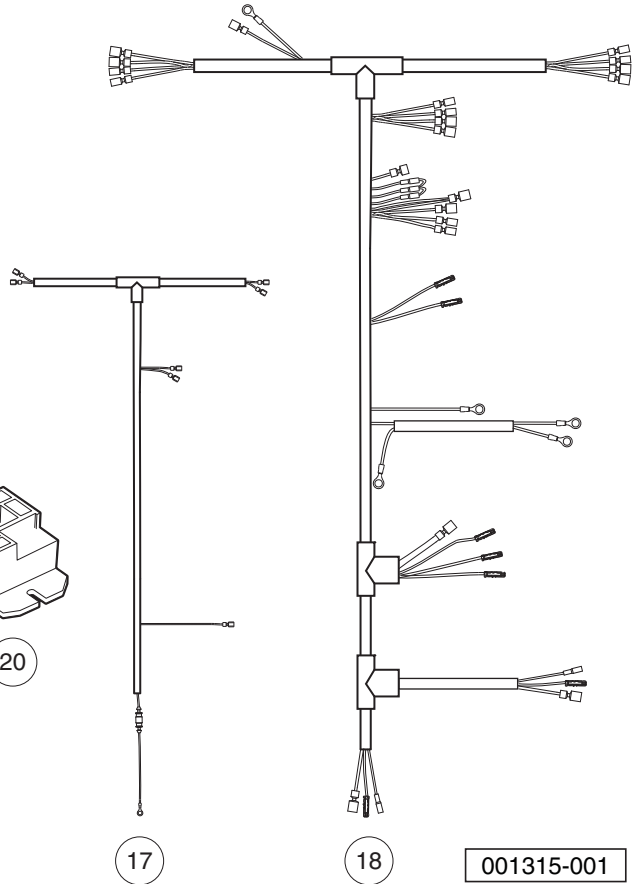
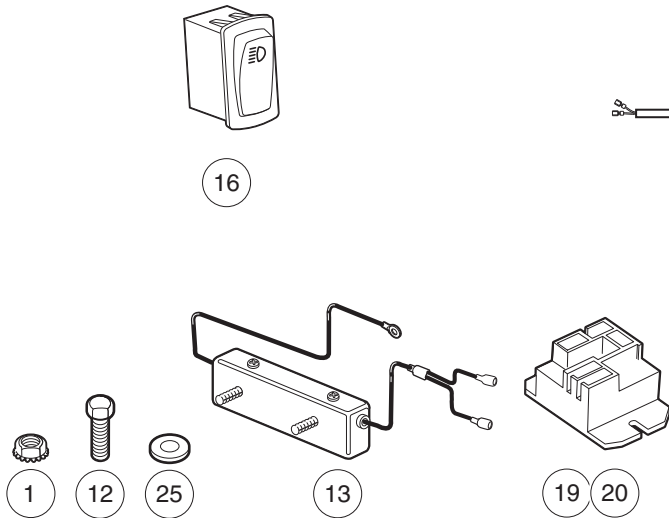
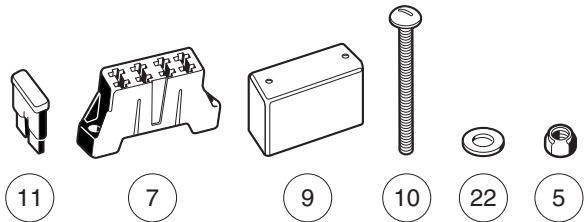
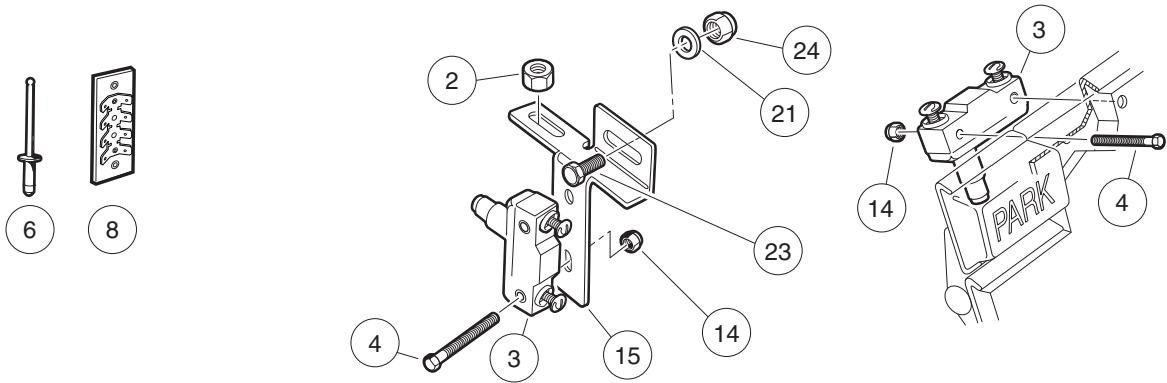
LIGHTING SYSTEM COMPONENTS – GASOLINE VEHICLES

ITEM	PART NO.	DESCRIPTION	QTY	4 G E
		1 2 3 4		
1	1010909	Screw, #10-32 X 1.25 Rd Hd Mch	1	
2	1011280	Locknut, 5/16-18	1	
3	1011439	Switch, Limit	2	
4	1011557	Screw, #6-32 X 1.00 Hex-Head Machine	4	
5	1013357	Rivet, 5/32 Aluminum Pop	2	
6	1015741	Fuse Block	1	
7	1016	Lockwasher, #10 Split	1	
8	1016356	Terminal Block with Insulator	1	
9	1016423	Fuse, 20-Amp	3	
10	1017721	Limiter, Voltage	1	
11	101932201	Locknut, #6-32 Nylon	4	
12	101957101	Bracket, Brake Light Switch	1	
13	102198701	Brake Relay Kit - 12v (includes items 14 through 21)	1	
14	1011229	Locknut, #6-32 Whiz	2	
15	1017853	Screw, #6-32 X 0.75 Hex-Head Machine	2	
16	101914401	Assembly, Voltage Suppressor	1	
17	102199001	Relay, 12-Volt	1	
18	102199201	Wire Asm #18 Brown	1	
19	102199301	Wire Asm #18 Black	1	
20	102199401	Wire Asm #18 Black	1	
21	7591	Washer, #6, Flat	2	
22	102869401	Switch, Rocker, Light	1	
23	103255601	Wire Harness, Headlights-Only, CA, Gas	1	
24	103256901	Wire Harness, Lighting, CA2	1	
25	1241	Washer, 5/16 Type A Flat	1	
26	183	Washer, #10, Type A, Flat	1	
27	7173	Screw, 5/16-18 X 0.75, Hex-Head Cap	1	
28	7473	Locknut, 5/16-18 Nylon Insert	1	
29	7893	Nut, #10-32 Hex	1	
<p>Note: Use item 23 for headlights only. NOTE 2: Use item 24 for headlights and taillights. NOTE 3: Items 23 and 24 are used in many different models.</p>				

4

G

E



001315-001

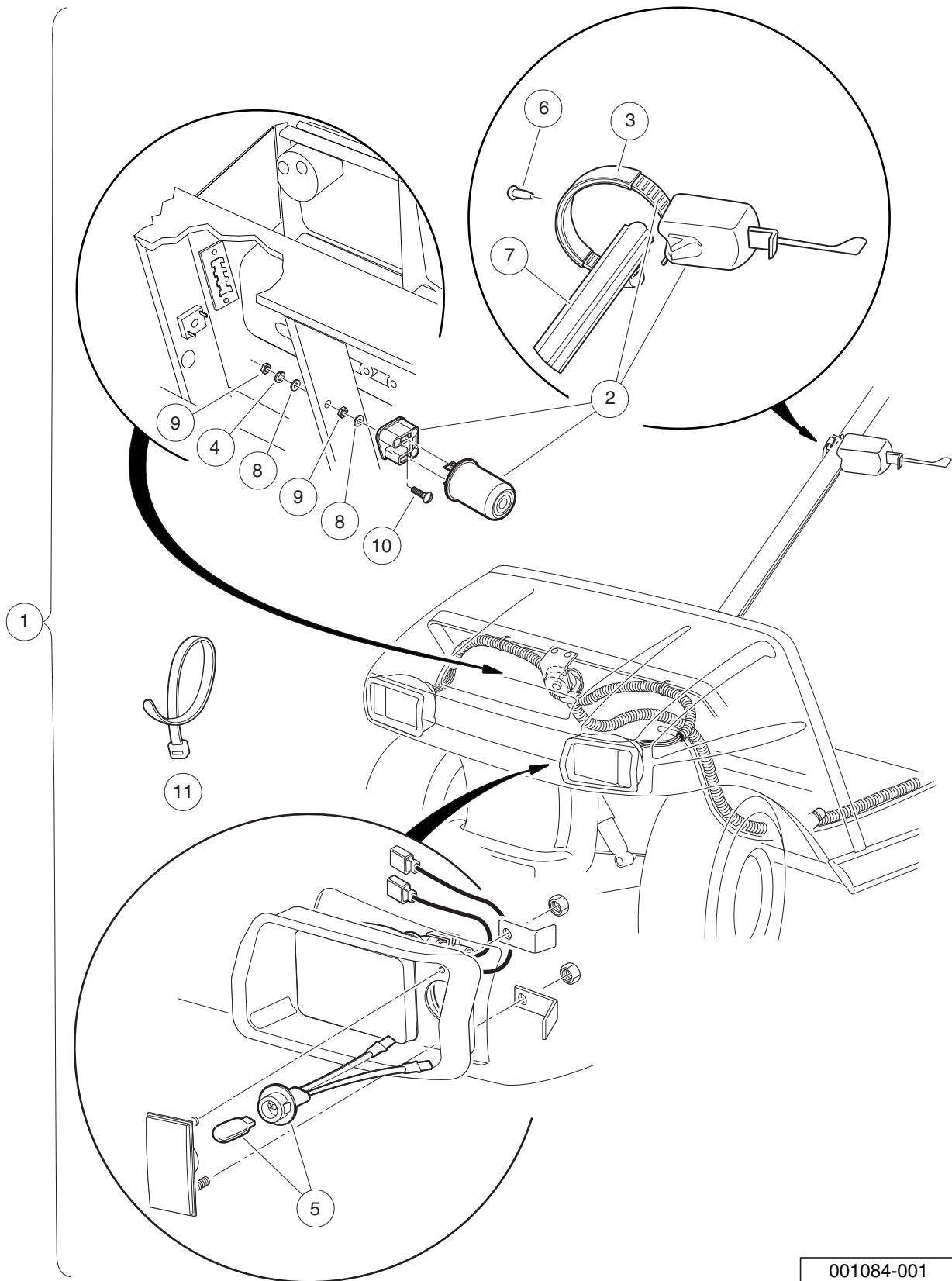
LIGHTING SYSTEM COMPONENTS – ELECTRIC VEHICLES

ITEM	PART NO.	DESCRIPTION	QTY
		1 2 3 4	
1	1011229	Locknut, #6-32 Whiz	2
2	1011280	Locknut, 5/16-18	1
3	1011439	Switch, Limit	2
4	1011557	Screw, #6-32 X 1.00 Hex-Head Machine	4
5	1012438	Locknut, #10-24 Nylon Insert	2
6	1013357	Rivet, 5/32 Aluminum Pop	2
7	1015741	Fuse Block	1
8	1016356	Terminal Block with Insulator	1
9	1016363	Fuse Block Cover	1
10	1016366	Screw, #10-24 X 3.0 Pan-Head Machine	2
11	1016423	Fuse, 20-Amp	3
12	1017853	Screw, #6-32 X 0.75 Hex-Head Machine	2
13	101810501	Limiter, Voltage	1
14	101932201	Locknut, #6-32 Nylon	4
15	101957101	Bracket, Brake Light Switch	1
16	102869401	Switch, Rocker, Light	1
17	103255701	Wire Harness, Headlights-Only, CA, Electric	1
18	103257001	Wire Harness, Lighting	1
19	103414901	Kit, Relay, 48v 30a W/instr (includes item 20)	1
20	103397901	Relay, Spst No, 48v 30a, Pmt	1
21	1241	Washer, 5/16 Type A Flat	1
22	183	Washer, #10, Type A, Flat	4
23	7173	Screw, 5/16-18 X 0.75, Hex-Head Cap	1
24	7473	Locknut, 5/16-18 Nylon Insert	1
25	7591	Washer, #6, Flat	2
<p>Note: Use item 17 for headlights only. NOTE 2: Use item 18 for headlights and taillights. NOTE 3: Items 17 and 18 are used in many different models.</p>			

4

G

E



001084-001

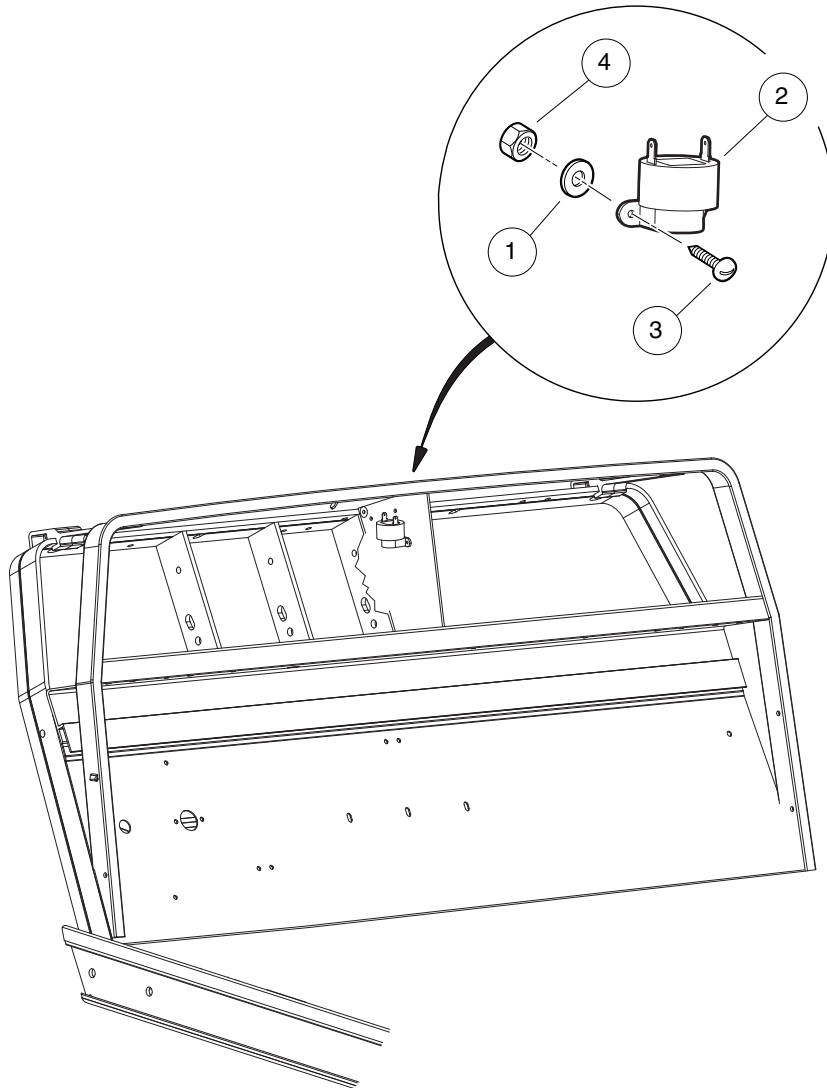
TURN SIGNAL KIT – GASOLINE AND ELECTRIC VEHICLES

ITEM	PART NO.	DESCRIPTION	QTY	4 G E
		1 2 3 4		
1	101707402	Turn Signal Conversion Kit (includes items 2 through 11)	1	
2	1011590	Switch Sub-assy, Turn Signal	1	
3	N/A	Strap, Extrusion	1	
4	1016	Lockwasher, #10 Split	1	
5	1017075	Socket & Lamp Assembly	2	
6	1017724	Rivet, Plastic	1	
7	102529201	Wire Cover, Steering Column	1	
8	183	Washer, #10, Type A, Flat	2	
9	7893	Nut, #10-32 Hex	2	
10	8104	Screw, #10-32 X .75 Rd Hd Mach	1	
11	8990	Tie Wrap, 8" Nylon	1	

4

G

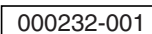
E



000363-001

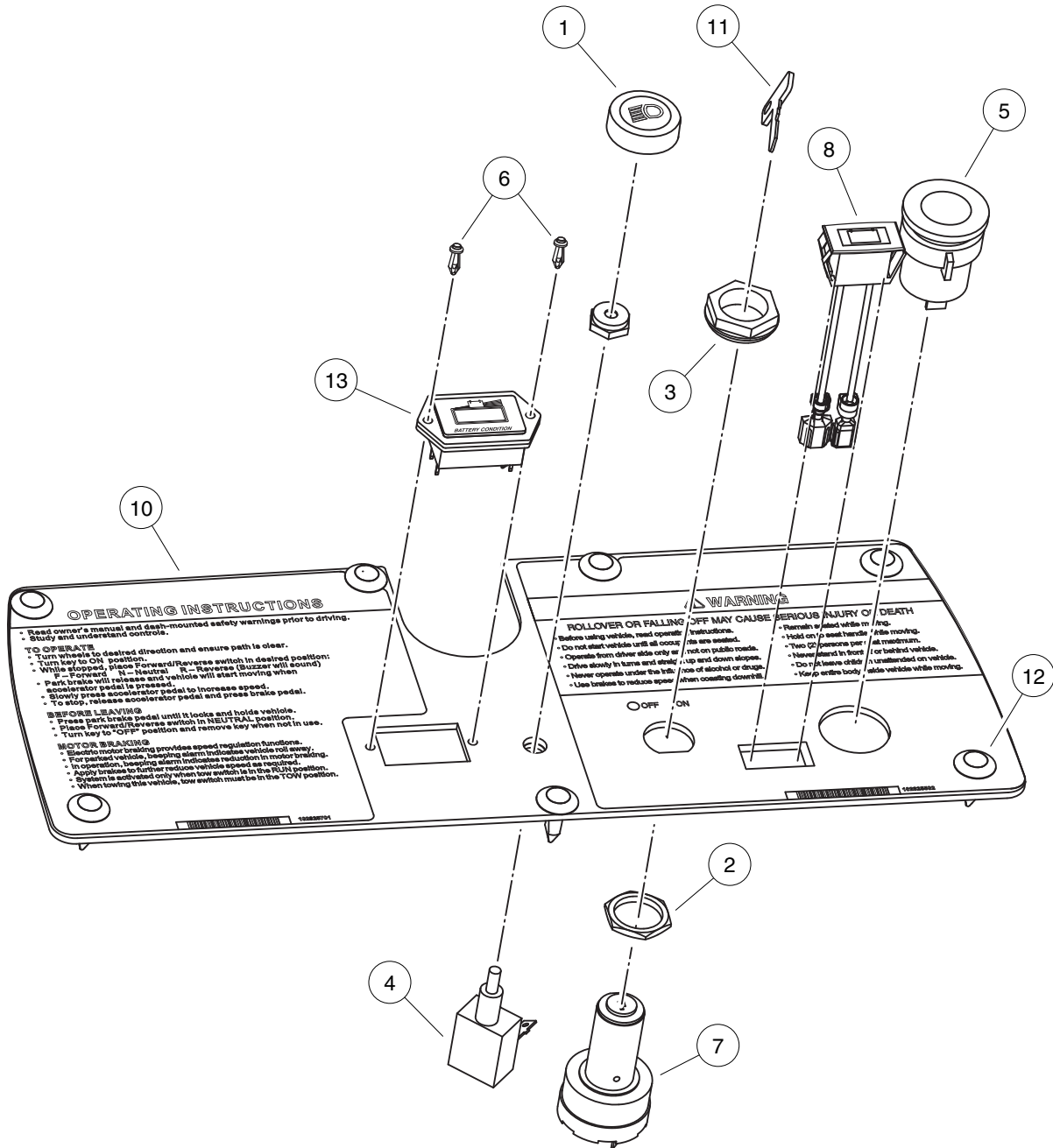
REVERSE BUZZER

ITEM	PART NO.	DESCRIPTION	QTY	4
		1 2 3 4		G
1	1012431	Washer, #4 Flat	1	E
2	1016851	Buzzer, Reverse (9-48 VDC)	1	
3	8056	Screw, #4-40 X 0.75 Round-Head Machine	1	
4	8057	Nut, #4-40 Hex Machine	1	



INSTRUMENT PANEL – GASOLINE VEHICLE

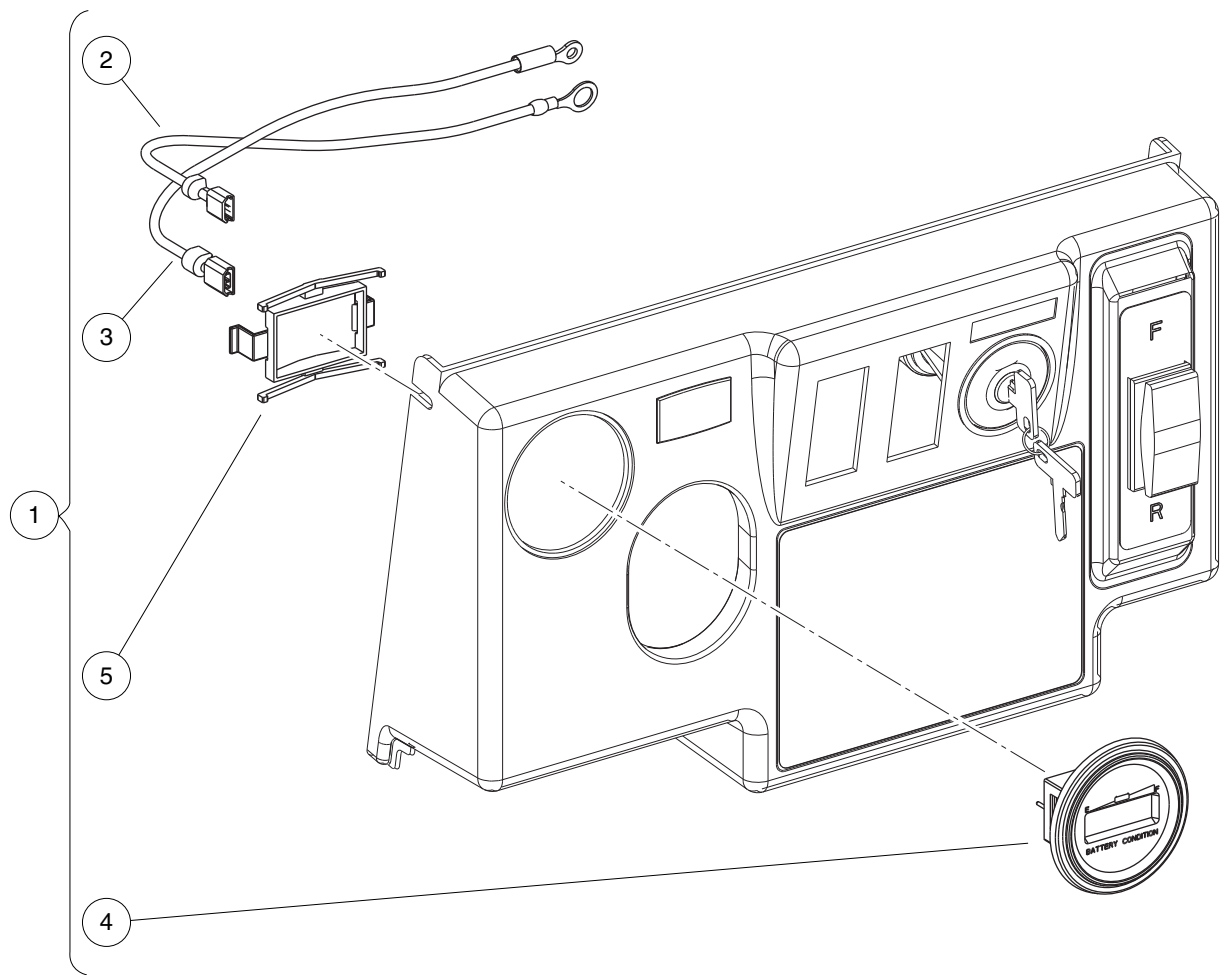
ITEM	PART NO.	DESCRIPTION	QTY	4
		1 2 3 4		G
1	1012986	Lockwasher, M4	2	E
2	1013857	Knob, Light Switch	1	
3	1016630	Light, Oil	1	
4	101990703	Gauge, Fuel/Hour, with Bracket (includes items 5 and 6)	1	
5	102025901	Bracket, Fuel Gauge/Hour Meter	1	
6	N/A	Gauge, Fuel/Hour	1	
7	101991101	Nut, M4-0.7	2	
8	102044702	Key Switch 12v Key Start	1	
9	102044801	Key Set	1	
10	102051601	Spacer, Keyswitch	1	
11	102051701	Nut, Key Switch	1	
12	102051901	Switch, Light	1	
13	102198001	Receptacle, Accessory	1	
14	102804501	Panel, Instrument	1	
15	102804502	Panel, Instrument (with 12-Volt Accessory Outlet Cutout)	1	
16	102967901	Rivet, Removable, Tuflok 1/4"	7	



000231-001

INSTRUMENT PANEL – ELECTRIC VEHICLE

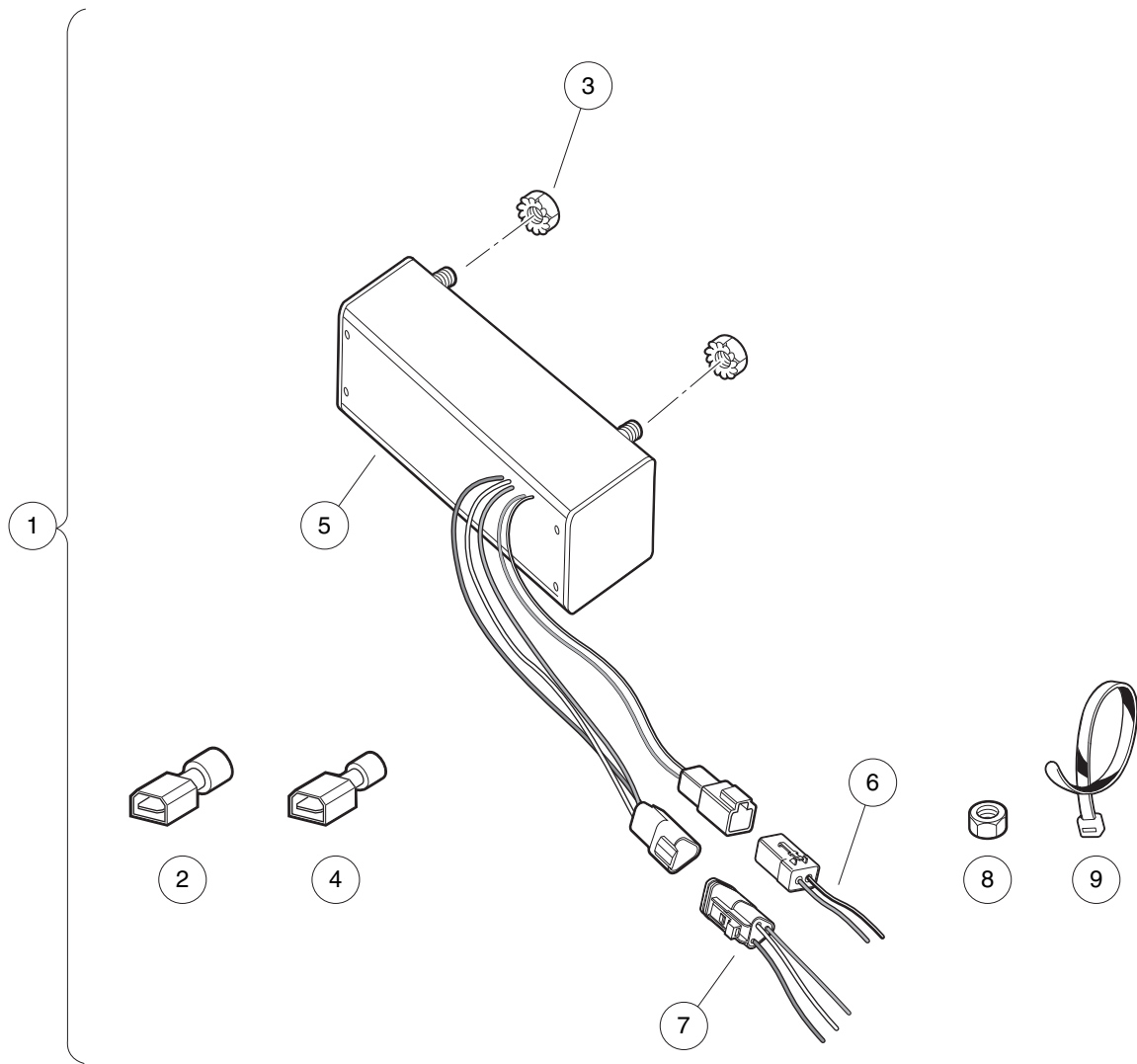
ITEM	PART NO.	DESCRIPTION	QTY	4 G E
		1 2 3 4		
1	1013857	Knob, Light Switch	1	
2	101830701	Nut, Key Switch	1	
3	102051701	Nut, Key Switch	1	
4	102051901	Switch, Light	1	
5	102198001	Receptacle, Accessory	1	
6	102499001	Rivet, Micro Tuflok	2	
7	102508601	Key Switch, Electric	1	
8	102508701	Light, Battery	1	
9	102804503	Panel, Instrument	1	
10	102804504	Panel, Instrument (With 12-Volt Accessory Outlet Cutout) *	1	
11	102830801	Set, Key	1	
12	102967901	Rivet, Removable, Tuflok 1/4"	7	
13	103200701	Battery Condition Indicator - 48V	1	
<p>Note: Items marked with an asterisk (*) are to be used only on vehicles equipped with a 12-volt accessory outlet. This item to be used only in vehicles equipped with accessory outlets.</p>				



000817-002

BATTERY CONDITION INDICATOR – ELECTRIC VEHICLES

ITEM	PART NO.	DESCRIPTION	QTY	4
		1 2 3 4		G
1	103257603	Kit, Gauge, Battery Condition Indicator (includes items 2 through 4)	1	E
2	103257701	Wire Asm, #18 Black, 2565mm	1	
3	103257801	Wire Asm, #16 Red, 330mm	1	
4	103354401	Gauge, Battery Cond Ind, Rnd (includes item 5)	1	
5	103348202	Clip, Bci, Round	1	



001271-001

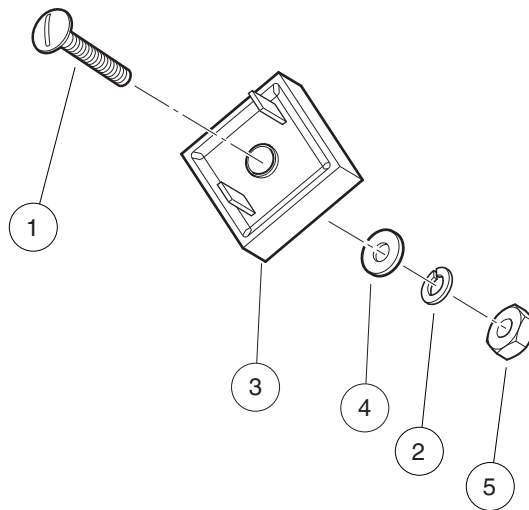
DC CONVERTER – IQ SYSTEM ELECTRIC VEHICLE

ITEM	PART NO.	DESCRIPTION	QTY	4
		1 2 3 4		G
1	102357501	Kit, DC/DC Converter (includes items 2 through 9)	1	E
2	1016365	Terminal, 1/4" Male Quick Disconnect	1	
3	101835601	Locknut, 1/4-20 Hex Whiz	2	
4	N/A	Terminal, 1/4" Male Quick Disconnect	1	
5	102352201	Converter , Dc -non Isolated	1	
6	102354901	Harness, Dc Converter - 12v	1	
7	102355001	Harness, Dc Converter - 48v	1	
8	1242	Nut, 5/16-18 Hex	1	
9	8990	Tie Wrap, 8" Nylon	4	

4

G

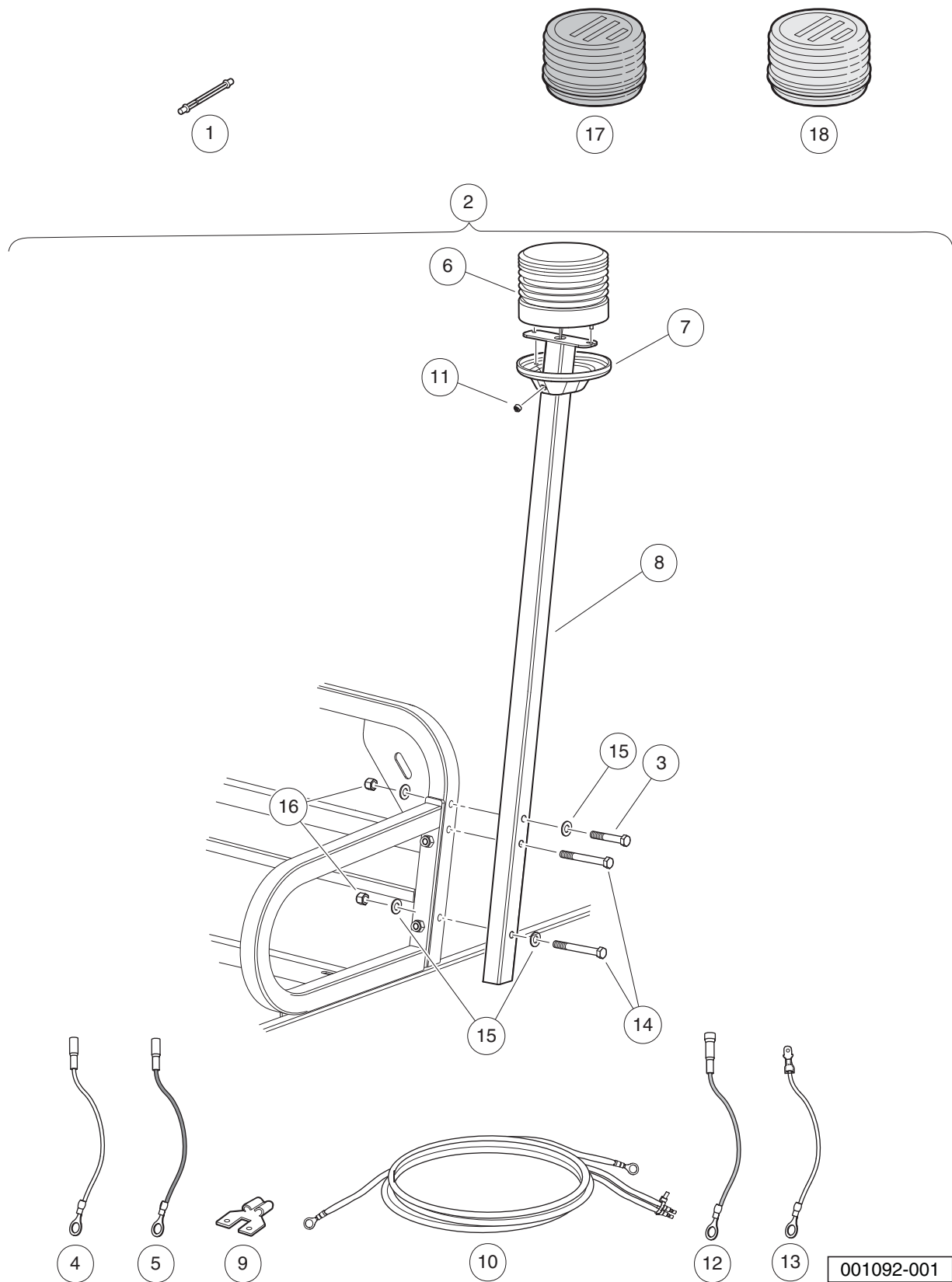
E



001091-001

VOLTAGE LIMITER – GASOLINE VEHICLE

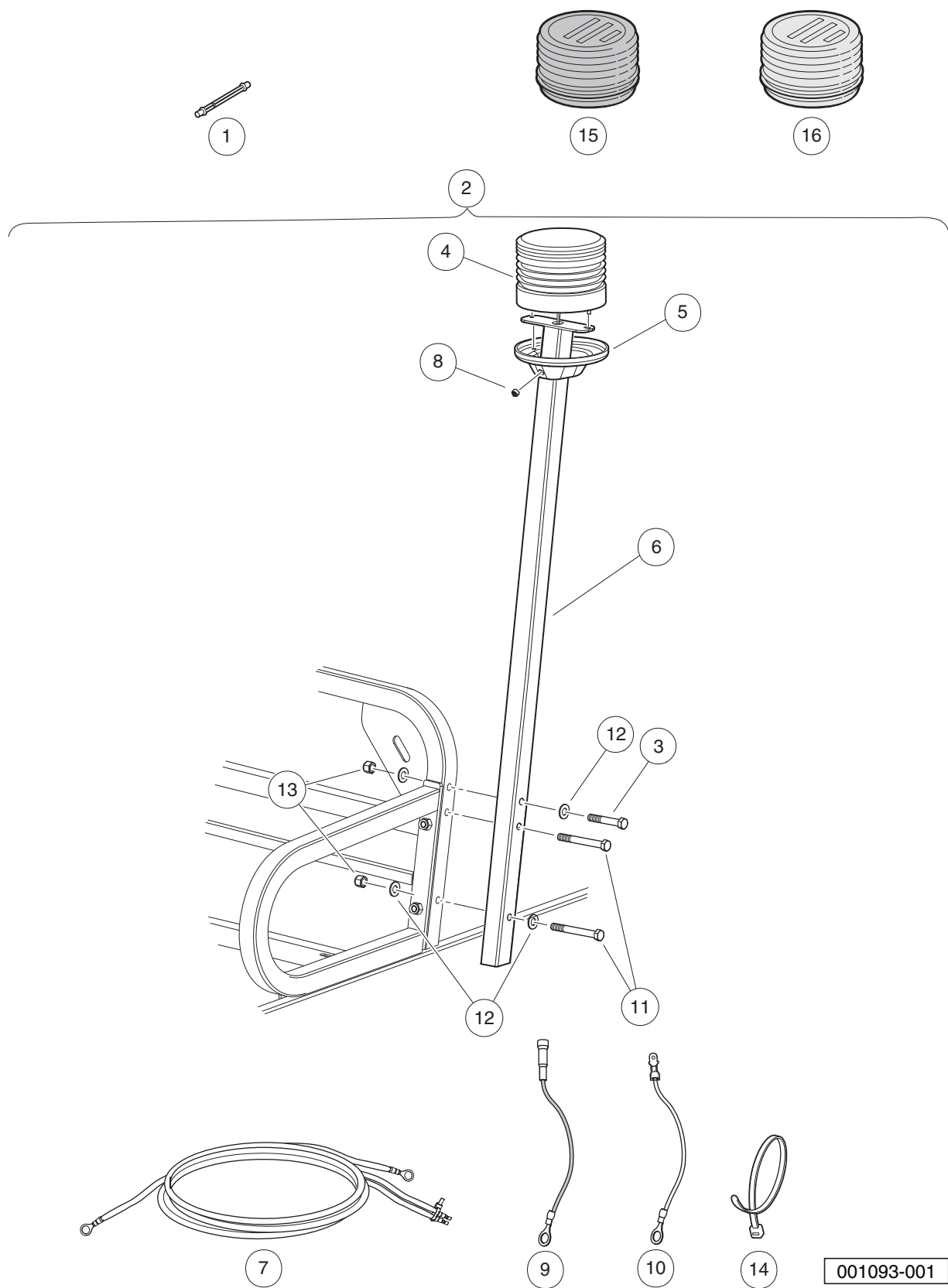
ITEM	PART NO.	DESCRIPTION	QTY
		1 2 3 4	
1	1010909	Screw, #10-32 X 1.25 Rd Hd Mch	1
2	1016	Lockwasher, #10 Split	1
3	1017721	Limiter, Voltage	1
4	183	Washer, #10, Type A, Flat	1
5	7893	Nut, #10-32 Hex	1



001092-001

STROBE LIGHT, POST-MOUNTED – GASOLINE VEHICLES

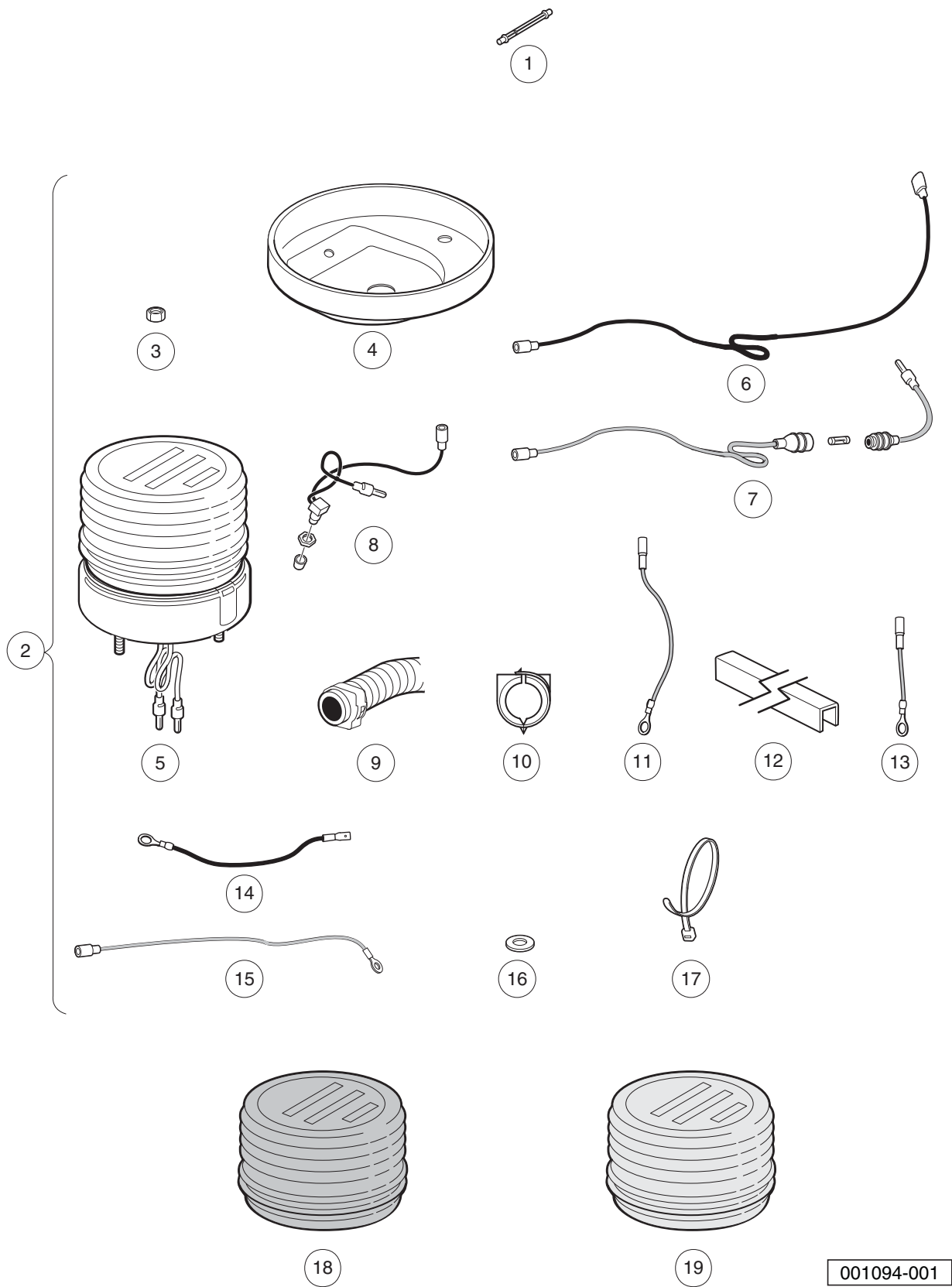
ITEM	PART NO.	DESCRIPTION	QTY	4 G E
		1 2 3 4		
1	1015526	Bulb, Replacement, for Strobe Light	1	
2	1015765	Safety Strobe Lht Post Mnt Gas (includes items 3 through 16)	1	
3	1013509	Screw, 1/4-20 X 1.75 Hx Hd Cap	2	
4	1015153	Wire Assembly #16 Yellow	1	
5	1015154	Wire Assembly Blue Ca #16	1	
6	1015156	Light Assembly, Strobe	1	
7	1015157	Cover Plate Switch - Pole Ca	1	
8	1015160	Pole Weldment Carryall	1	
9	1015162	3/16 Tab Adapter Non-insul	1	
10	1015172	Wire Harness Assy, Strobe Lght	1	
11	1015187	Switch Assembly	1	
12	1016837	Wire Assembly Red #18	1	
13	1016929	Wire Assembly Black #16	1	
14	324	Screw, 1/4-20 X 2.50 Hx Hd Cap	2	
15	332	Washer, 1/4 Type A Narrow Flat	4	
16	8233	Locknut, 1/4-20, Nylon Insert	2	
17	AM1243701	Lens, Blue, for Strobe Light	1	
18	AM1243801	Lens, Red, for Strobe Light	1	



001093-001

STROBE LIGHT, POST-MOUNTED – ELECTRIC VEHICLES

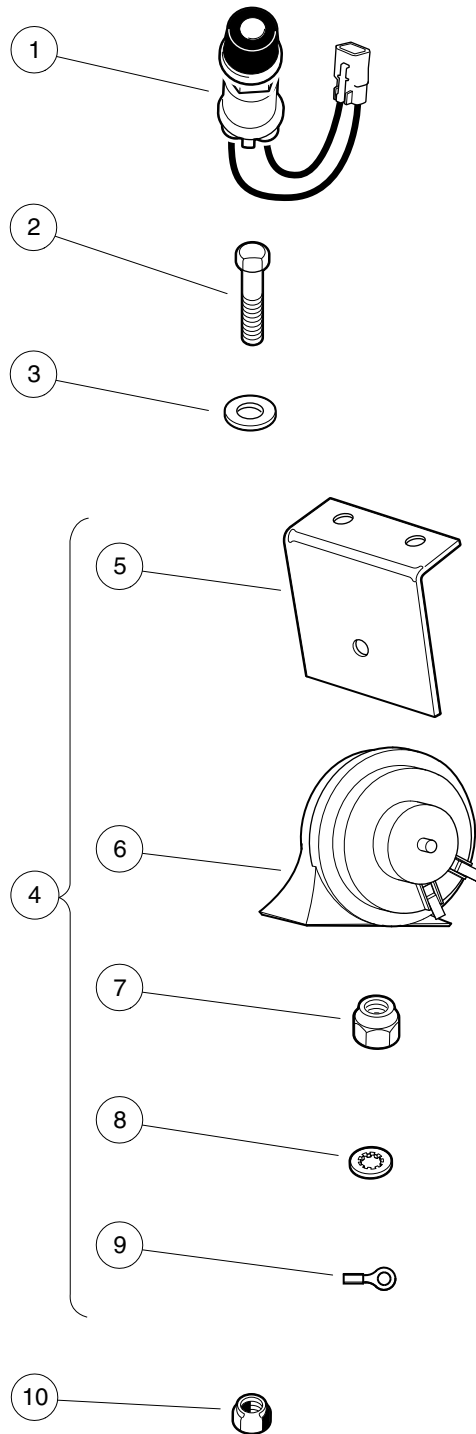
ITEM	PART NO.	DESCRIPTION	QTY	4
		1 2 3 4		G
1	1015526	Bulb, Replacement, for Strobe Light	1	E
2	101814601	Safety Strobe Lht & Post Mt El (includes items 3 through 14)	1	
3	1013509	Screw, 1/4-20 X 1.75 Hx Hd Cap	2	
4	1015156	Light Assembly, Strobe	1	
5	1015157	Cover Plate Switch - Pole Ca	1	
6	1015160	Pole Weldment Carryall	1	
7	1015172	Wire Harness Assy, Strobe Lght	1	
8	1015187	Switch Assembly	1	
9	1016837	Wire Assembly Red #18	1	
10	1016929	Wire Assembly Black #16	1	
11	324	Screw, 1/4-20 X 2.50 Hx Hd Cap	2	
12	332	Washer, 1/4 Type A Narrow Flat	4	
13	8233	Locknut, 1/4-20, Nylon Insert	2	
14	8990	Tie Wrap, 8" Nylon	4	
15	AM1243701	Lens, Blue, for Strobe Light	1	
16	AM1243801	Lens, Red, for Strobe Light	1	



001094-001

STROBE LIGHT, CANOPY-MOUNTED

ITEM	PART NO.	DESCRIPTION	QTY	4
		1 2 3 4		G
1	1015526	Bulb, Replacement, for Strobe Light	1	E
2	AM1243501	Kit, Roof Mounted Strobe Fd (includes items 3 through 17)	A/R	
3	1012438	Locknut, #10-24 Nylon Insert	2	
4	1015010	Cover Plate Switch	1	
5	1015156	Light Assembly, Strobe	1	
6	1015167	#16 Black Wire Asm	1	
7	1015170	Wire Assembly #16	1	
8	1015187	Switch Assembly	1	
9	1015768	Split Convoluted Elec Conduit	11	
10	1015770	Outlet Ring - .5 Diameter	5	
11	1016230	Wire Asm #16 Red	1	
12	1016267	Snap On Conduit Vert.	1	
13	1016287	Wire Asm #16 Red	1	
14	1016929	Wire Assembly Black #16	1	
15	101821601	#18 Red Wire Assembly	1	
16	183	Washer, #10, Type A, Flat	2	
17	8639	Tie Wrap, 11" Nylon	8	
18	AM1243701	Lens, Blue, for Strobe Light	A/R	
19	AM1243801	Lens, Red, for Strobe Light	A/R	



001095-001

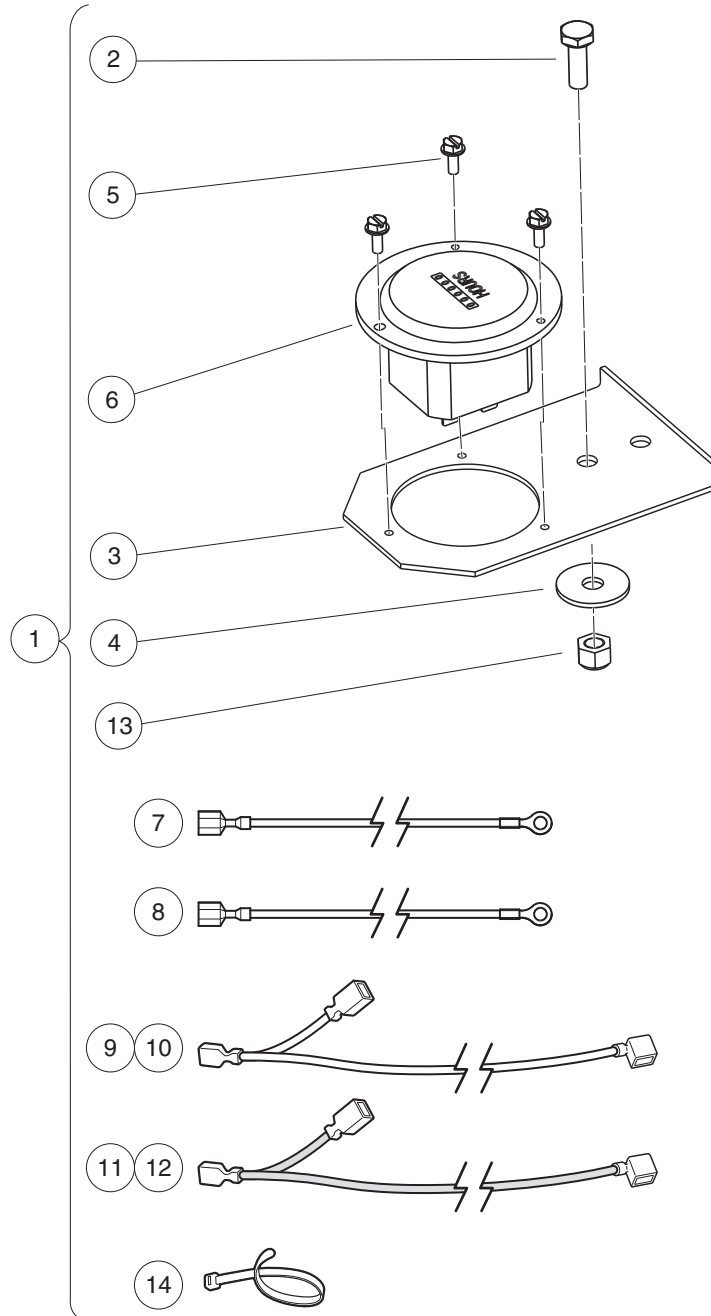
HORN

ITEM	PART NO.	DESCRIPTION	QTY
		1 2 3 4	
1	101969701	Horn Button and Wire Assembly	1
2	304	Screw, 1/4-20 X 1.0 Hex-Head Cap	2
3	332	Washer, 1/4 Type A Narrow Flat	2
4	4029	Horn (includes items 5 through 9)	1
5	1011825	Horn Bracket	1
6	1014530	Horn, 12-VDC	1
7	101955101	Nut, M6 Hex	1
8	7820	Washer, 5/16 Internal-Tooth	1
9	8294	5/16 Ring Term.	1
10	8233	Locknut, 1/4-20, Nylon Insert	2

4

G

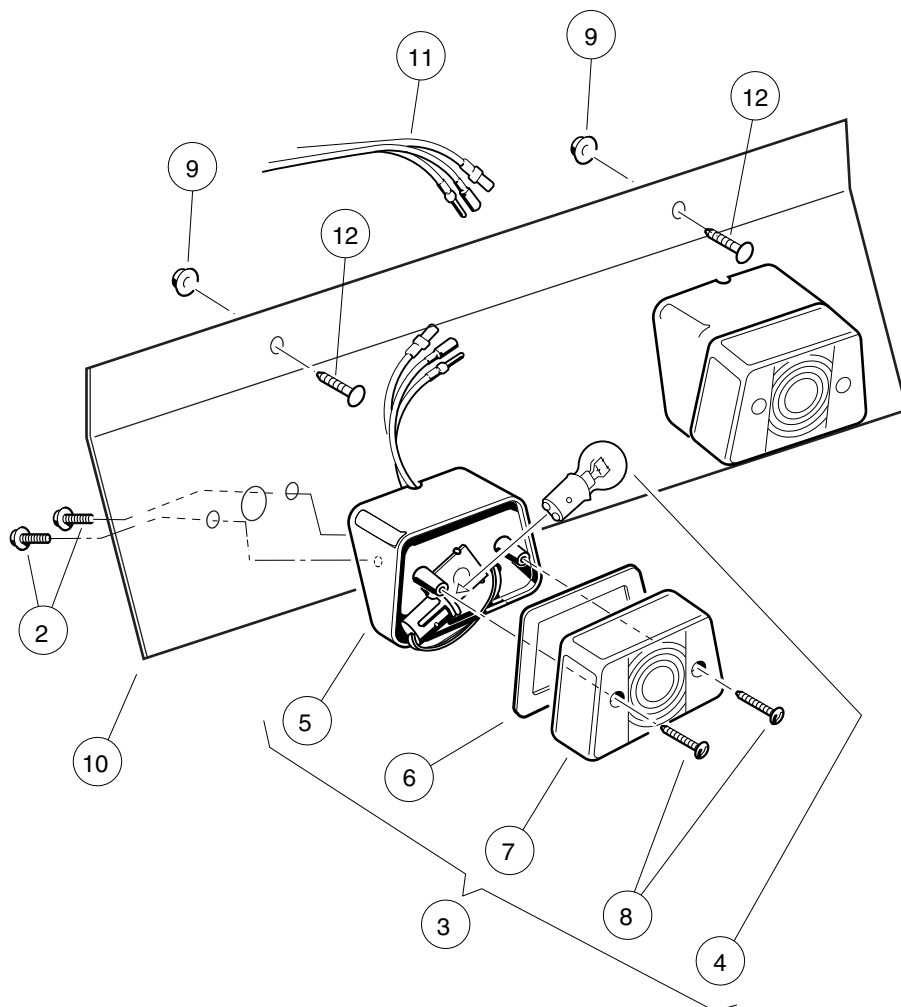
E



001096-001

HOUR METER – IQ SYSTEM AND IQ PLUS ELECTRIC VEHICLES

ITEM	PART NO.	DESCRIPTION	QTY	4
		1 2 3 4		G
1	1013579	Kit, Hour Meter (includes items 2 through 14)	1	E
2	1012285	Screw, 1/4 X 0.625 Hex-Head	1	
3	1013547	Hour Meter Bracket	1	
4	1014306	Washer, 1/4" Type B Flat	1	
5	1014540	Screw, #6-32 X 3/8 Taptite	3	
6	N/A	Hour Meter	1	
7	101881501	Wire Assembly Black #18	1	
8	101881601	Wire Assembly Red #18	1	
9	101997802	Wire Assembly #18 Yellow	1	
10	101997803	Wire Asm #18 Yellow 31"	1	
11	101997902	Wire Assembly #18 Red	1	
12	101997903	Wire Asm # 18 Red 31"	1	
13	8233	Locknut, 1/4-20, Nylon Insert	1	
14	8990	Tie Wrap, 8" Nylon	1	
<p>Note: The kit includes components that apply to multiple vehicles. The installation instructions will specify which components are required for a specific model. After installation, discard components not used.</p>				



000348-009

TAILLIGHTS

ITEM	PART NO.	DESCRIPTION	QTY	4
		1 2 3 4		G
1	102852501	Kit, Tail Lights (includes items 2 through 12)	1	E
2	1015752	Screw, #12-16 X 0.625, Hi-Lo	4	
3	1016717	Light Assembly, Stop/Taillight (includes items 4 through 8)	2	
4	1011582	Taillight Bulb	1	
5	N/A	Housing, Taillight	1	
6	N/A	Gasket, Taillight	1	
7	N/A	Lens, Taillight	1	
8	N/A	Screw, Taillight Lens	2	
9	101835601	Locknut, 1/4-20 Hex Whiz	2	
10	102909901	Support, Tail Light	1	
11	102911601	Asm, Wire Harness	1	
12	7847	Screw, 1/4-20 X 0.75 Hex-Head Cap	2	
Note: Taillights are optional for Carryall 242 and XRT 800 vehicles.				

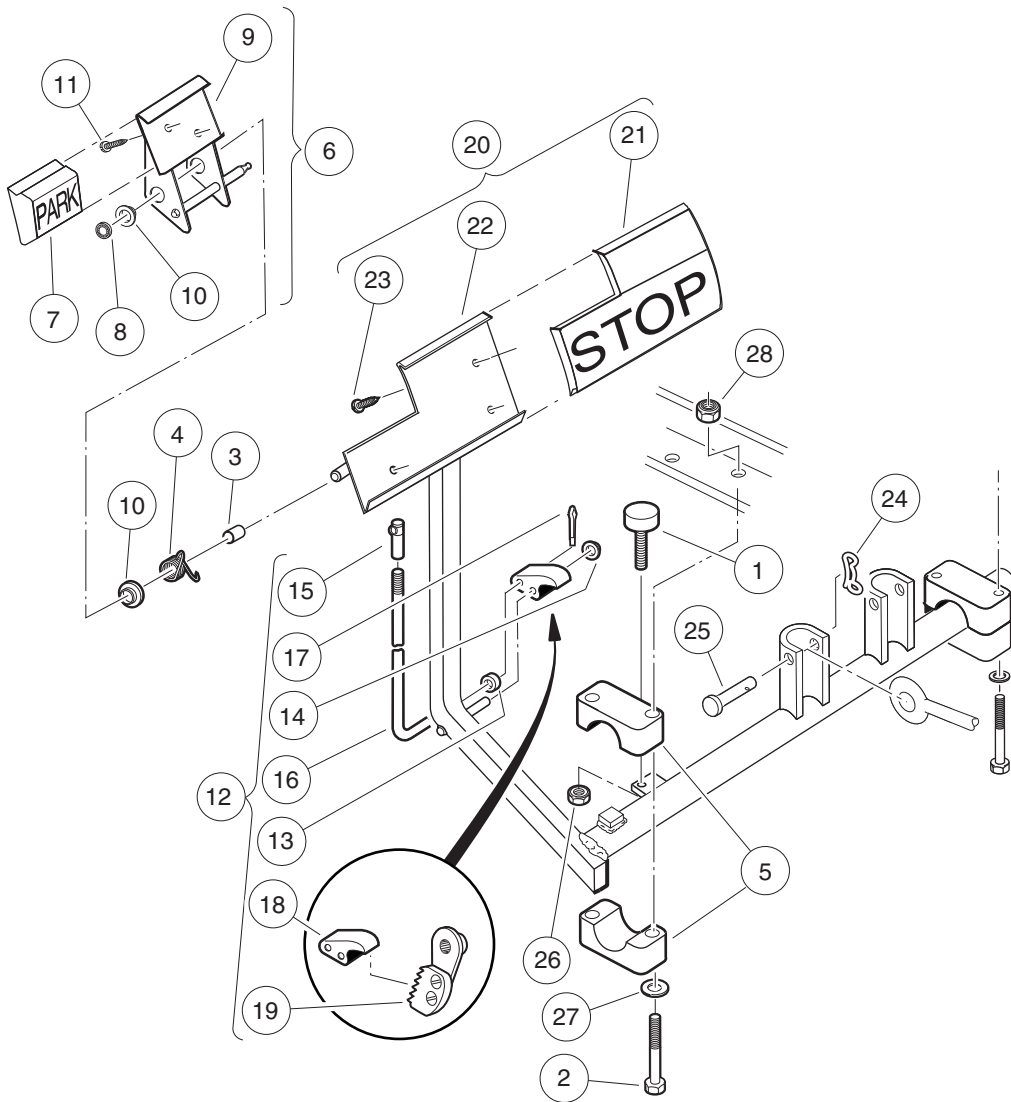
4

G

E

BRAKE SYSTEM

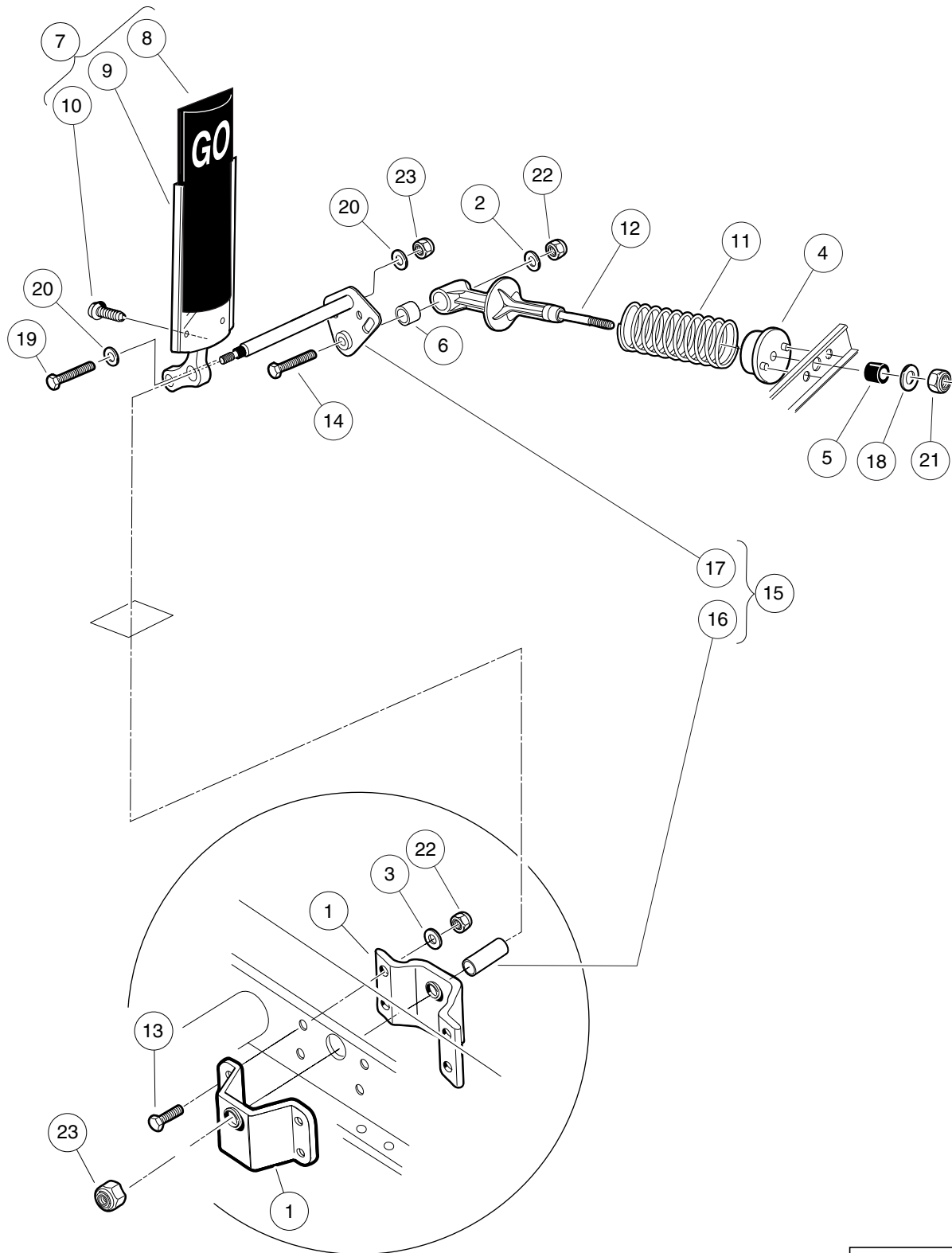
5
G
E



000187-001

BRAKE PEDAL ASSEMBLY

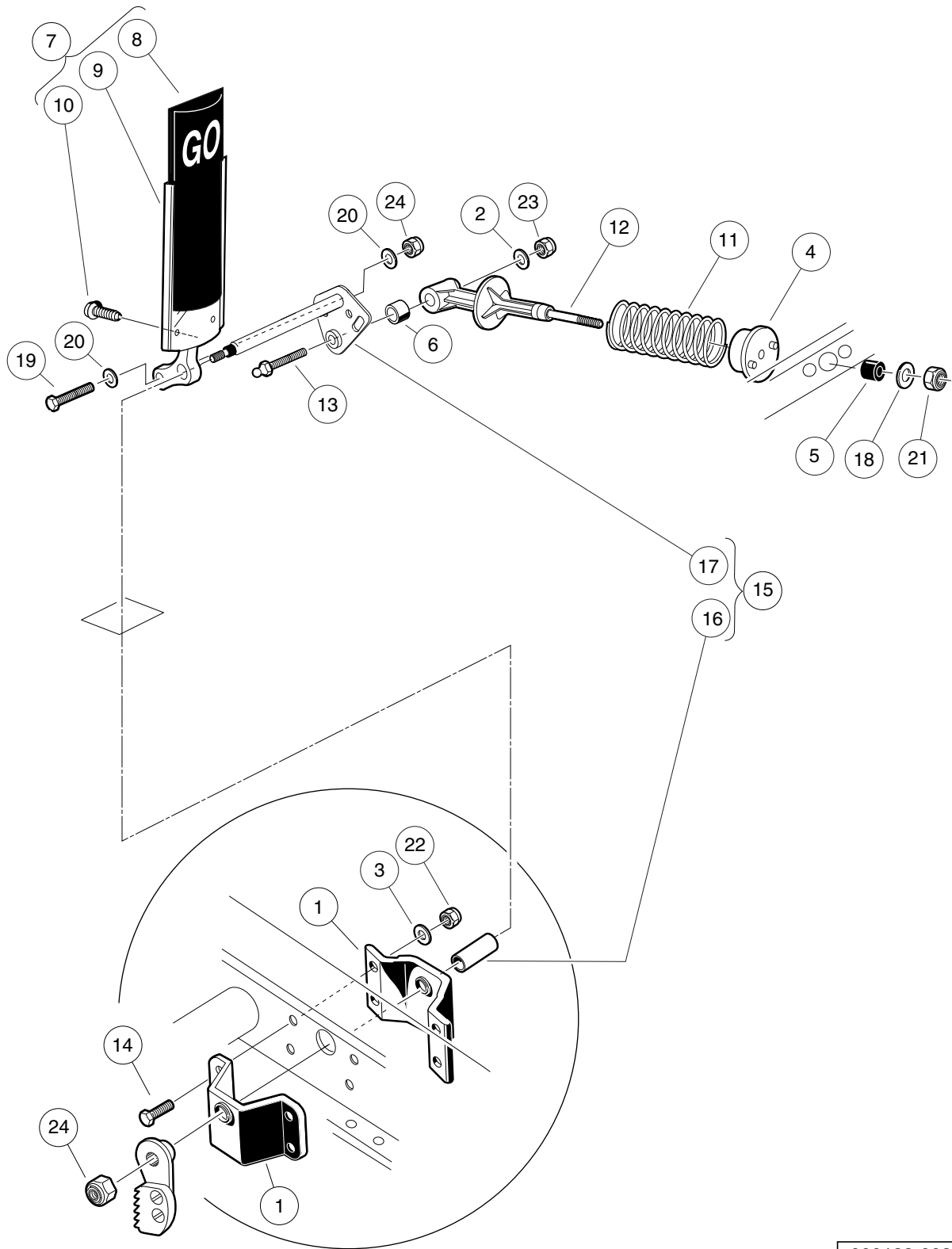
ITEM	PART NO.	DESCRIPTION	QTY	5
		1 2 3 4		G
1	1010878	Bumper, Rubber	1	E
2	1010921	Screw, 5/16-18 X 2.50 Hex Cap	4	
3	1010927	Hill Brake Spacer	1	
4	1010933	Spring, Hill Brake Torsion	1	
5	1011402	Package, Brake Mounting Block	1	
6	1011418	Kit, Hill Brake Pedal (includes items 7 through 11)	1	
7	1013870	Pad, Hill Brake	1	
8	1013876	Pushnut, 3/8	1	
9	N/A	Hill Brake Weld Assembly	1	
10	1032	Bushing, Nylon	2	
11	7716	Screw, #10-16 Type AB, Sheet Metal	2	
12	101187702	Kit, Hill Brake Latch (includes items 13 through 19)	1	
13	1010805	Sleeve, Hill Brake Rod	1	
14	1010877	Pushnut, 3/8	1	
15	1010932	Ball Joint, 1/4-28	1	
16	N/A	Rod, Hill Brake	1	
17	1017029	Pin, Cotter, 7/64 x 1/2 Stainless-Steel	1	
18	N/A	Pawl, Hill Brake	1	
19	101918501	Ratchet Assembly	1	
20	101878201	Brake Pedal Kit (includes items 21 through 23)	1	
21	1013869	Pad, Brake Pedal	1	
22	N/A	Weldment, Brake Pedal, 2wr Std	1	
23	7716	Screw, #10-16 Type AB, Sheet Metal	3	
24	102323101	Pin, Bow Tie Locking	1	
25	102323201	Pin, 3/8 X 1-5/16 Clevis	1	
26	1028	Nut, 1/4-20 Hex	1	
27	1241	Washer, 5/16 Type A Flat	4	
28	7473	Locknut, 5/16-18 Nylon Insert	4	



000188-007

ACCELERATOR PEDAL ASSEMBLY – ELECTRIC VEHICLES WITH MCOR

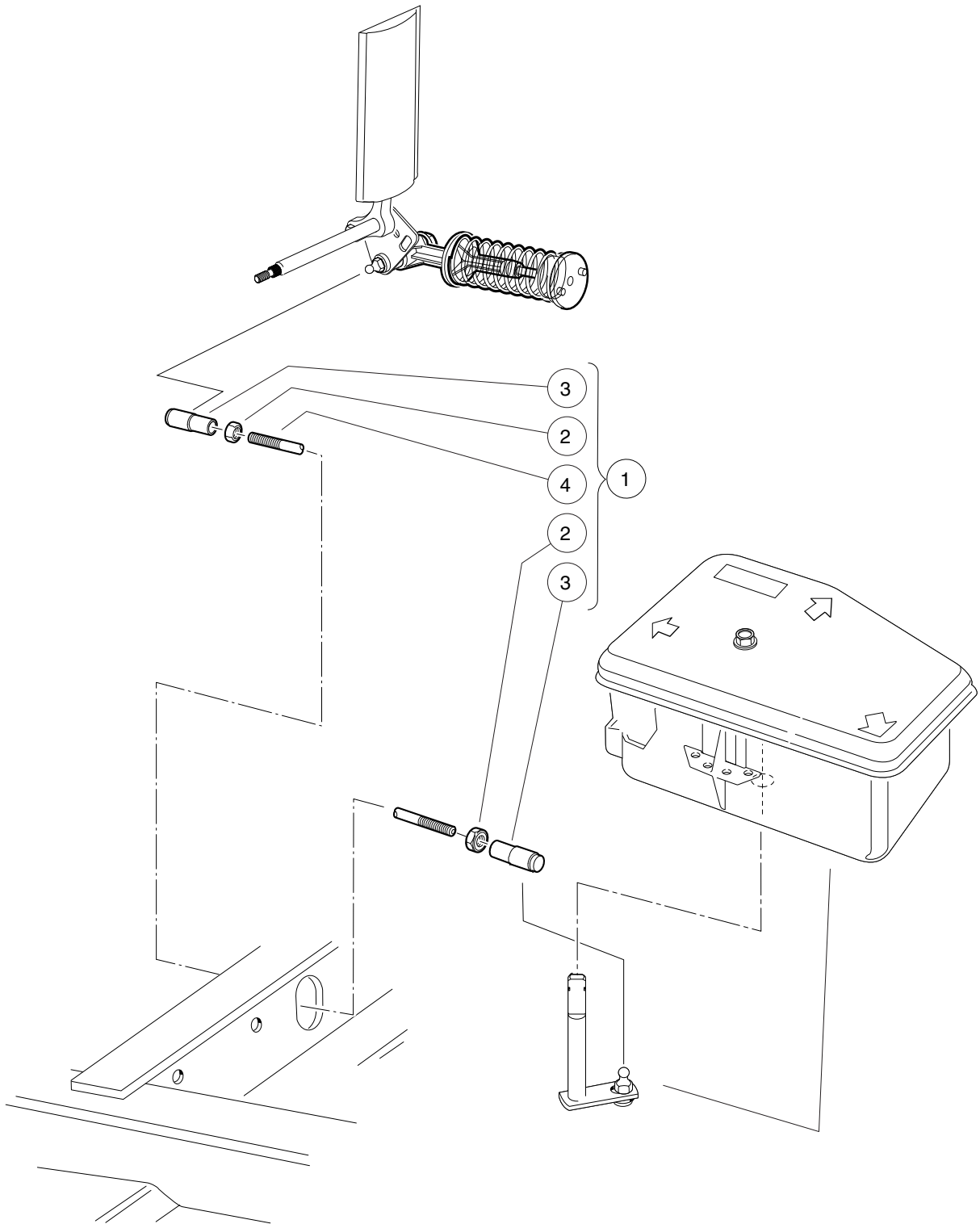
ITEM	PART NO.	DESCRIPTION	QTY	5 G E
		1 2 3 4		
1	1011694	Accelerator Bracket and Bearing Assembly	2	
2	1011931	Washer, 1/4 Flat	1	
3	1014007	Washer, 1/4, Flat	4	
4	1017378	Cup, Spring	1	
5	1017380	Bumper, Spring Return	1	
6	1017424	Bearing, Pivot Support	1	
7	1017696	Sub Asm, Accelerator Pedal (includes items 8 through 10)	1	
8	1013871	Pad, Accelerator Pedal	1	
9	N/A	Accelerator Pedal Weldment	1	
10	7716	Screw, #10-16 Type AB, Sheet Metal	4	
11	101796201	Spring, Accelerator Return	1	
12	101817401	Retainer, Spring	1	
13	101861901	Screw, 1/4-20 X 1.125 Hex Cap	4	
14	101862001	Screw, 1/4-20 X 1.500 Flange	1	
15	102026001	Kit, Accelerator Pivot Rod Assembly (includes items 16 and 17)	1	
16	101919801	Spacer, Accelerator	1	
17	102158901	Pivot Rod Weldment	1	
18	1241	Washer, 5/16 Type A Flat	1	
19	1624	Screw, 3/8-16 X 1.50, Hex-Head Cap	1	
20	334	Washer, 3/8, Type A, Flat	2	
21	7473	Locknut, 5/16-18 Nylon Insert	1	
22	8233	Locknut, 1/4-20, Nylon Insert	5	
23	8754	Locknut, 3/8-16 Hex	2	



000188-008

ACCELERATOR PEDAL ASSEMBLY – GASOLINE VEHICLES

ITEM	PART NO.	DESCRIPTION	QTY	5 G E
		1 2 3 4		
1	1011694	Accelerator Bracket and Bearing Assembly	2	
2	1011931	Washer, 1/4 Flat	1	
3	1014007	Washer, 1/4, Flat	4	
4	1017378	Cup, Spring	1	
5	1017380	Bumper, Spring Return	1	
6	1017424	Bearing, Pivot Support	1	
7	1017696	Sub Asm, Accelerator Pedal (includes items 8 through 10)	1	
8	1013871	Pad, Accelerator Pedal	1	
9	N/A	Accelerator Pedal Weldment	1	
10	7716	Screw, #10-16 Type AB, Sheet Metal	4	
11	101796201	Spring, Accelerator Return	1	
12	101817401	Retainer, Spring	1	
13	101818801	Stud, 1/4-28 X 1.35 Ball	1	
14	101861901	Screw, 1/4-20 X 1.125 Hex Cap	4	
15	102026001	Kit, Accelerator Pivot Rod Assembly (includes items 16 and 17)	1	
16	101919801	Spacer, Accelerator	1	
17	102158901	Pivot Rod Weldment	1	
18	1241	Washer, 5/16 Type A Flat	1	
19	1624	Screw, 3/8-16 X 1.50, Hex-Head Cap	1	
20	334	Washer, 3/8, Type A, Flat	2	
21	7473	Locknut, 5/16-18 Nylon Insert	1	
22	8233	Locknut, 1/4-20, Nylon Insert	4	
23	8717	Locknut, Nylon Insert, 1/4-28	1	
24	8754	Locknut, 3/8-16 Hex	2	



000362-001

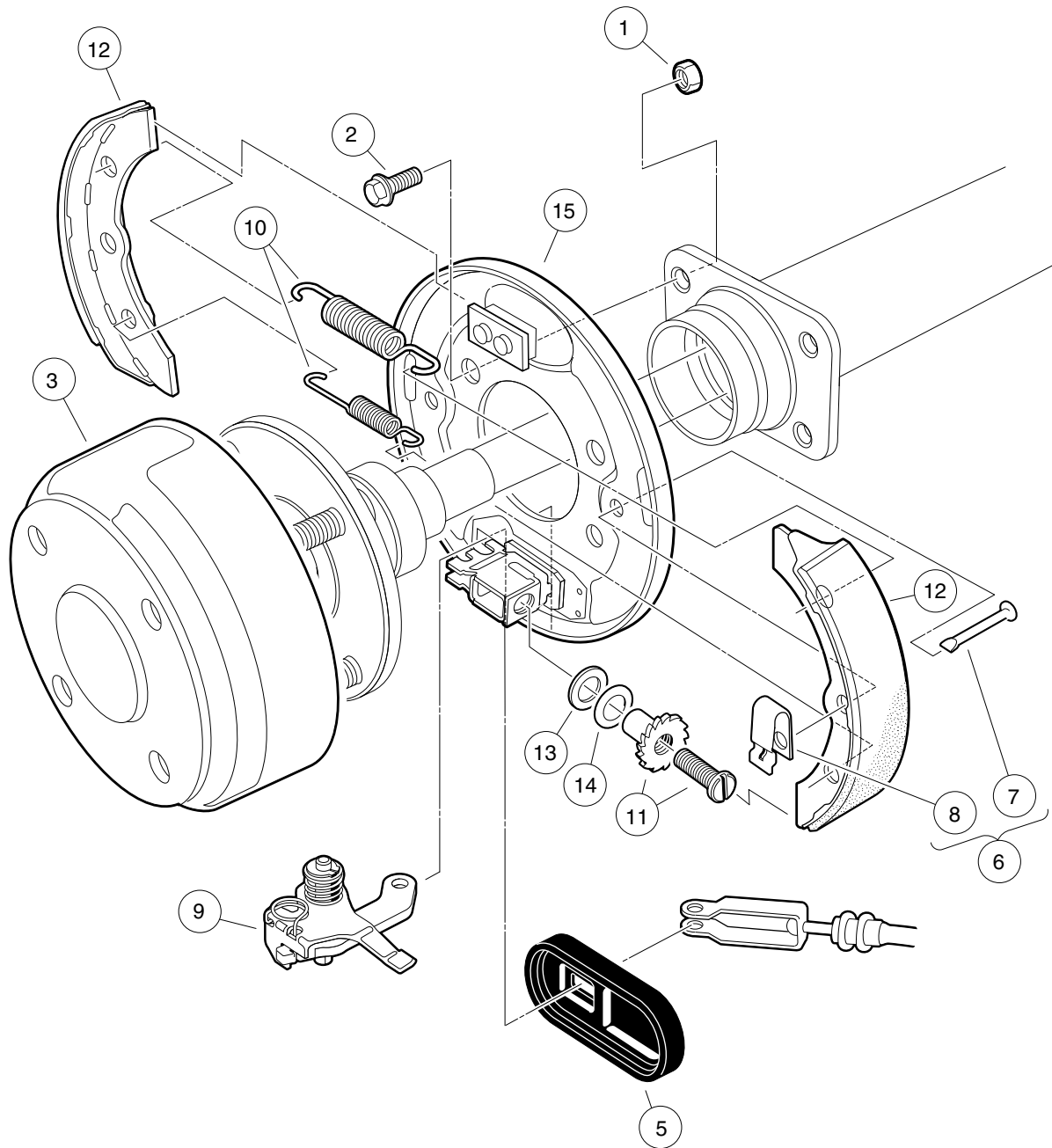
ACCELERATOR ROD – GASOLINE VEHICLES

ITEM	PART NO.	DESCRIPTION	QTY
		1 2 3 4	
1	101912401	Rod, Accelerator (includes items 2 through 4)	1
2	1011084	Nut, 1/4-28 Hex Jam	2
3	1011734	Joint, Ball	2
4	N/A	Accelerator Rod	1

5

G

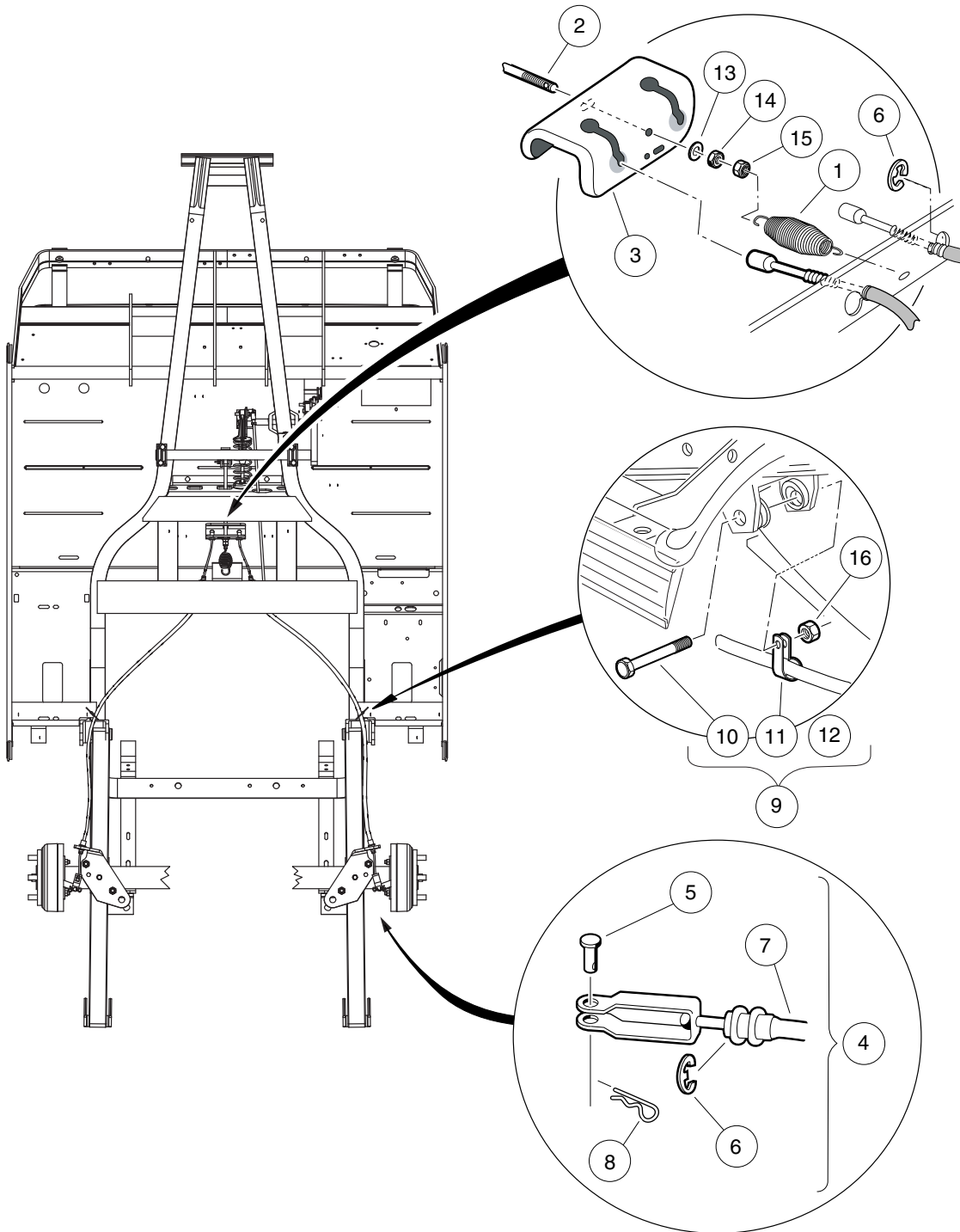
E

5**G****E**

000186-002

REAR BRAKE ASSEMBLY, SELF-ADJUSTING – VEHICLE WITH 2-WHEEL BRAKES

ITEM	PART NO.	DESCRIPTION	QTY	5 G E
		1 2 3 4		
1	1013924	Nut, 5/16-24, Hex Head Cone	8	
2	1014153	Bolt, Brake Cluster Mounting	8	
3	101791101	Drum without Center Hole, Brake	2	
4	101823301	Cluster Assembly, Right (Passenger) Brake (includes items 5 through 15)	1	
5	1010850	Dust Cover	1	
6	1011466	Kit, Shoe Retainer (includes items 7 and 8)	1	
7	N/A	Pin	2	
8	N/A	Shoe Clamp Spring	2	
9	101815501	Lever Assembly, Self-Adjusting Brake, Right (Passenger)	1	
10	101816301	Package, Brake Spring, Self-Adjusting	1	
11	101816501	Adj Mechanism, S.A. Brakes, Right (Passenger)	1	
12	101823201	Package, Brake Shoe, Self-Adjusting	1	
13	101823801	Plate, Washer, Brake, Self-Adjusting	1	
14	101823901	Washer, Brake, Self-Adjusting	1	
15	101824001	Plate Assembly, Right Brake Backing	1	
16	101823302	Cluster Assembly, Left Brake (includes items 17 through 27)	1	
17	1010850	Dust Cover	1	
18	1011466	Kit, Shoe Retainer (includes items 19 and 20)	1	
19	N/A	Pin	2	
20	N/A	Shoe Clamp Spring	2	
21	101815502	Lever Assembly, Self-Adjusting Brake, Left	1	
22	101816301	Package, Brake Spring, Self-Adjusting	1	
23	101816502	Adjusting Mechanism, Self-Adjusting Brake, Left	1	
24	101823201	Package, Brake Shoe, Self-Adjusting	1	
25	101823801	Plate, Washer, Brake, Self-Adjusting	1	
26	101823901	Washer, Brake, Self-Adjusting	1	
27	101824002	Plate Assembly, Left Brake Backing	1	
<p>Note: Driver-side brake cluster not shown. Components have a similar appearance to passenger-side brake cluster components.</p>				



000245-002

BRAKE CABLES AND EQUALIZER

ITEM	PART NO.	DESCRIPTION	QTY	5 G E
		1 2 3 4		
1	1013531	Spring, Brake Return	1	
2	101953101	Rod, Equalizer, 8.91"	1	
3	101990801	Equalizer Bracket	1	
4	102022101	Brake Cable Kit (includes items 5 through 8)	2	
5	1010829	Pin, Clevis, 5/16 X 3/4	1	
6	1011779	E-Clip, 1/2	2	
7	N/A	Cable, Brake, 41"	1	
8	102292801	Pin, Bow Tie Locking - .072	1	
9	103377301	Kit, Field P-clamp, Brake Line (includes items 10 through 12)	1	
10	102066201	Screw, 3/8-16 X 3.50 Hex Cap	2	
11	103377201	P-clamp, Brake Line	2	
12	N/A	Instr Fd. P-clamp, Brake Line	1	
13	1241	Washer, 5/16 Type A Flat	5	
14	1242	Nut, 5/16-18 Hex	1	
15	7473	Locknut, 5/16-18 Nylon Insert	5	
16	8754	Locknut, 3/8-16 Hex	2	

5

G

E

STEERING AND SUSPENSIONS

6

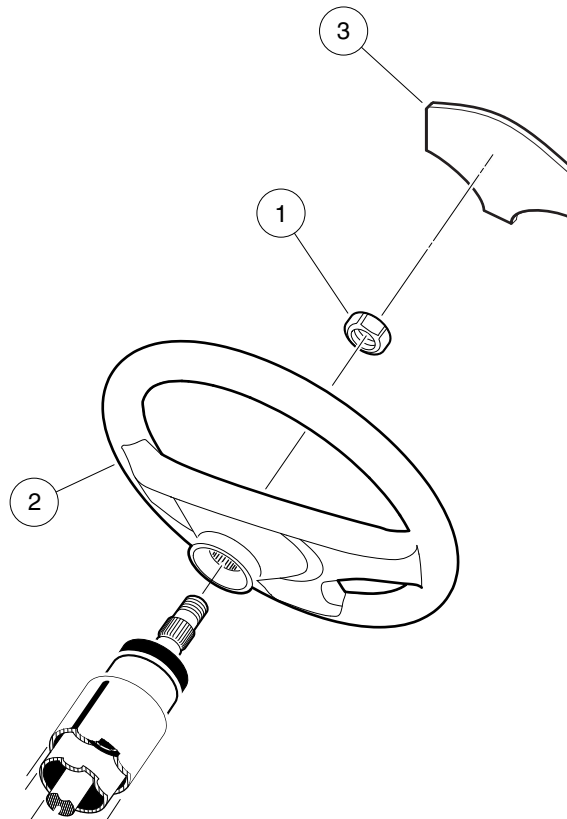
G

E

6

G

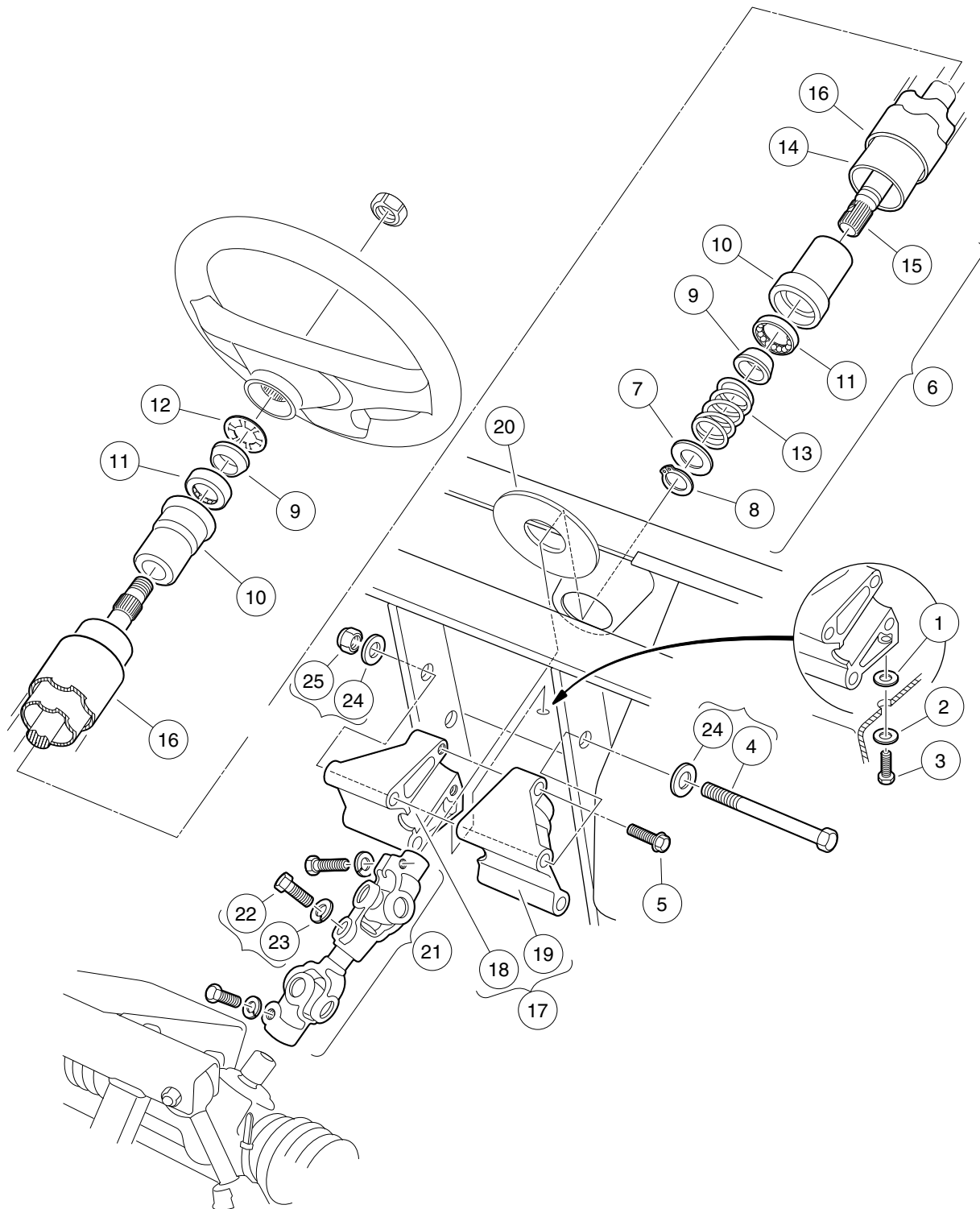
E



000246-001

STEERING WHEEL

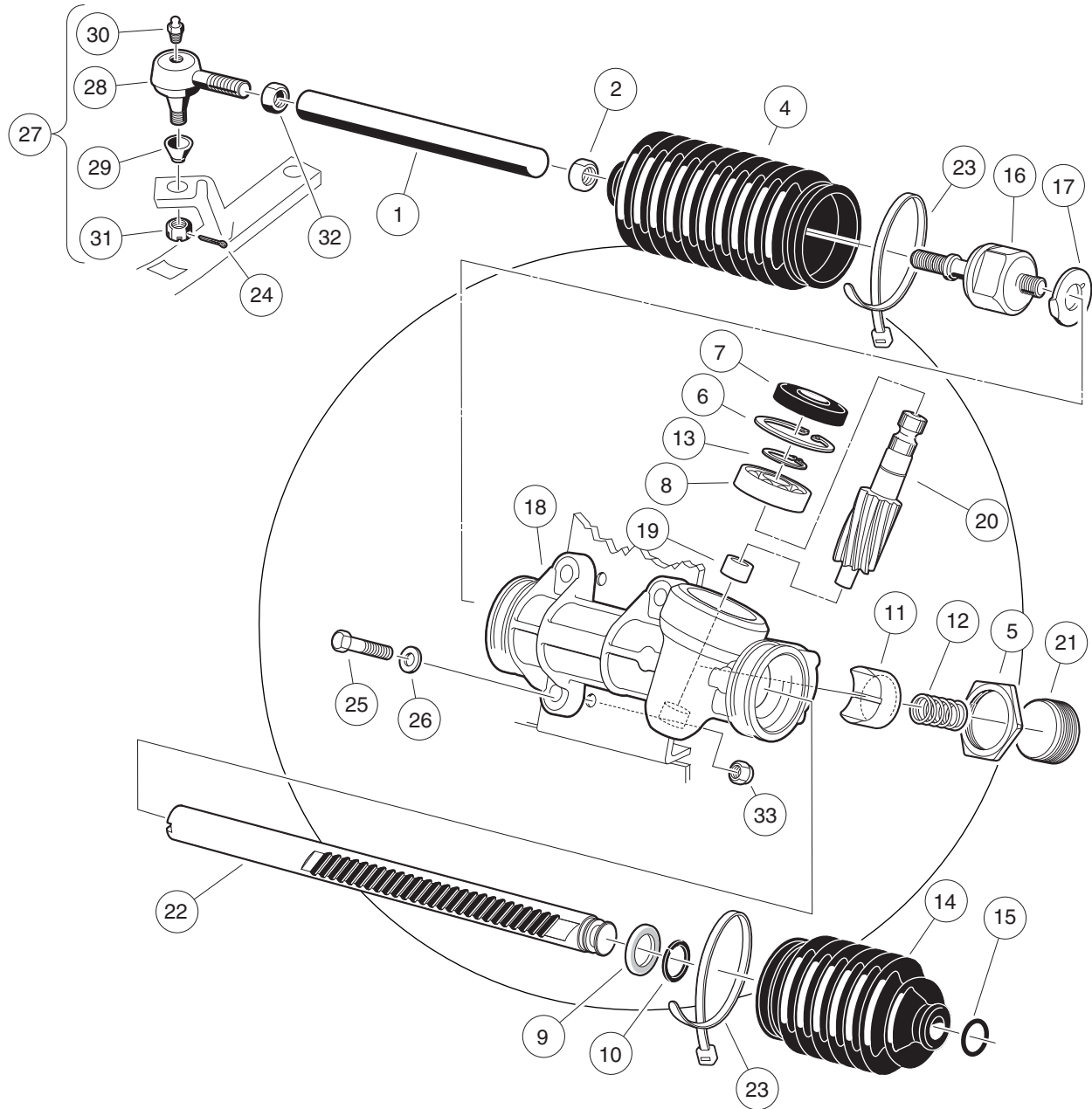
ITEM	PART NO.	DESCRIPTION	QTY
1	1017273	Nut, 5/8-18 Nylon Insert Jam	1
2	102796201	Steering Wheel, Spline	1
3	102822401	Wheel Center	1

6**G****E**

000247-001

STEERING COLUMN

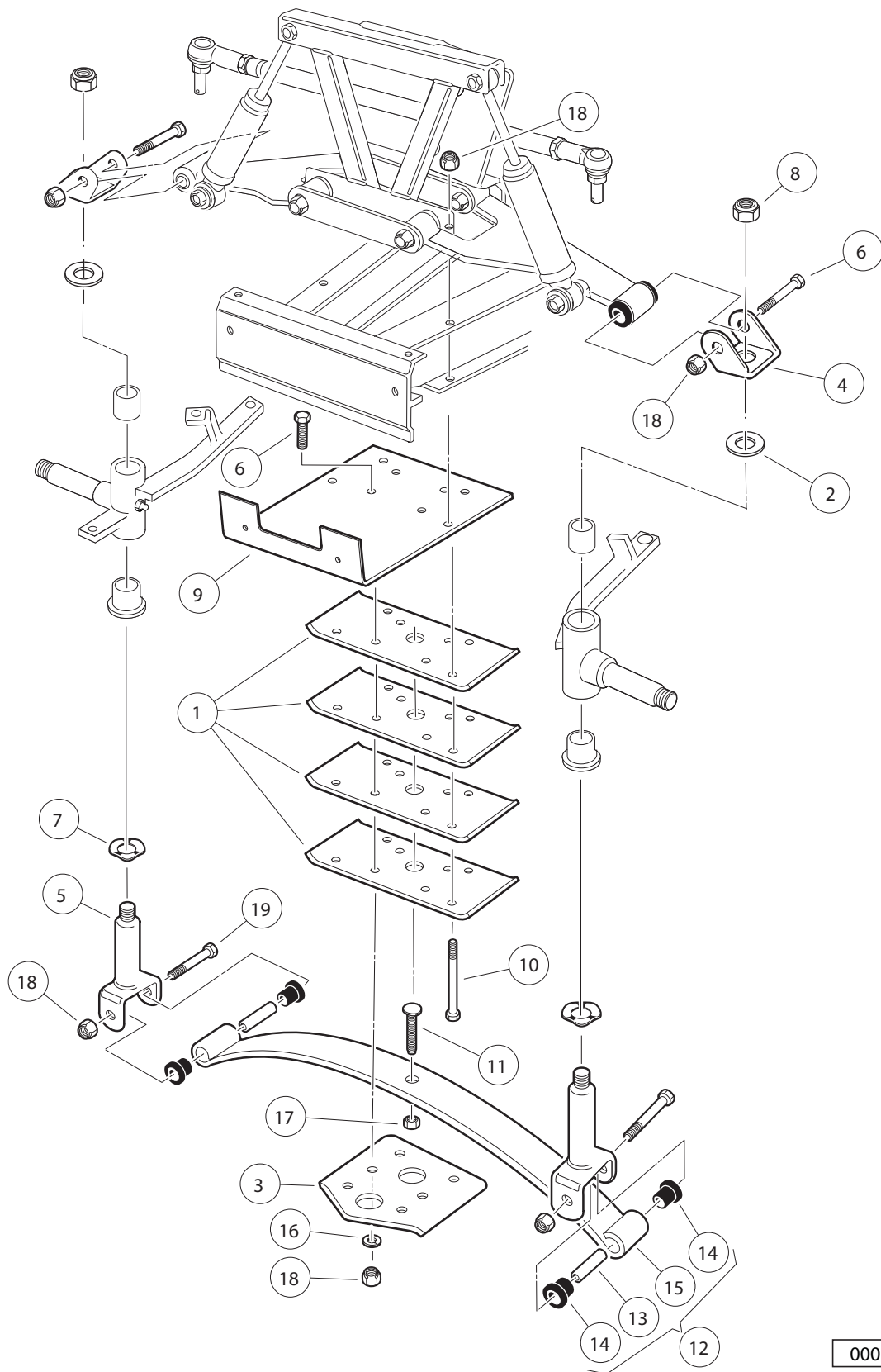
ITEM	PART NO.	DESCRIPTION	QTY	6 G E
		1 2 3 4		
1	1011578	Washer, 5/16 Type B Flat	1	
2	1011697	Washer, 5/16 Flat	1	
3	1014288	Screw, 5/16-18 X 0.75, Thread-Forming	1	
4	1016183	Screw, 3/8-16 X 7.00 Hex Cap	2	
5	1016269	Screw, 5/16-18 Thrd Forming	2	
6	1017313	Steering Shaft Assembly (includes items 7 through 15)	1	
7	1012604	Washer, 0.675 ID X 1.19 OD	1	
8	1012605	Ring, 0.579 Internal Retaining	1	
9	1014125	Wedge, Molded	2	
10	1014126	Seat, Plastic Bearing	2	
11	1014213	Bearing, Ball	2	
12	1014214	Ring, Retaining	1	
13	1014217	Spring, Steering Shaft	1	
14	1017314	Column, Aluminum Steering	1	
15	1017315	Shaft Steering Column	1	
16	1017317	Tube Cover, Steering Column	1	
17	101984801	Kit, Steering Column Mounting Bracket (includes items 18 and 19)	1	
18	N/A	Bracket, RH Steering Column Mount	1	
19	N/A	Bracket, LH Steering column mount	1	
20	102278001	Boot, Steering Column Round	1	
21	103601601	Shaft, Intermediate Steering (includes items 22 and 23)	1	
22	1017226	Bolt, Hex-Head, 8mm X 1.25 - 30	3	
23	7174	Lockwasher, 5/16 Split	3	
24	334	Washer, 3/8, Type A, Flat	4	
25	8754	Locknut, 3/8-16 Hex	2	

6**G****E**

000189-003

STEERING GEAR ASSEMBLY

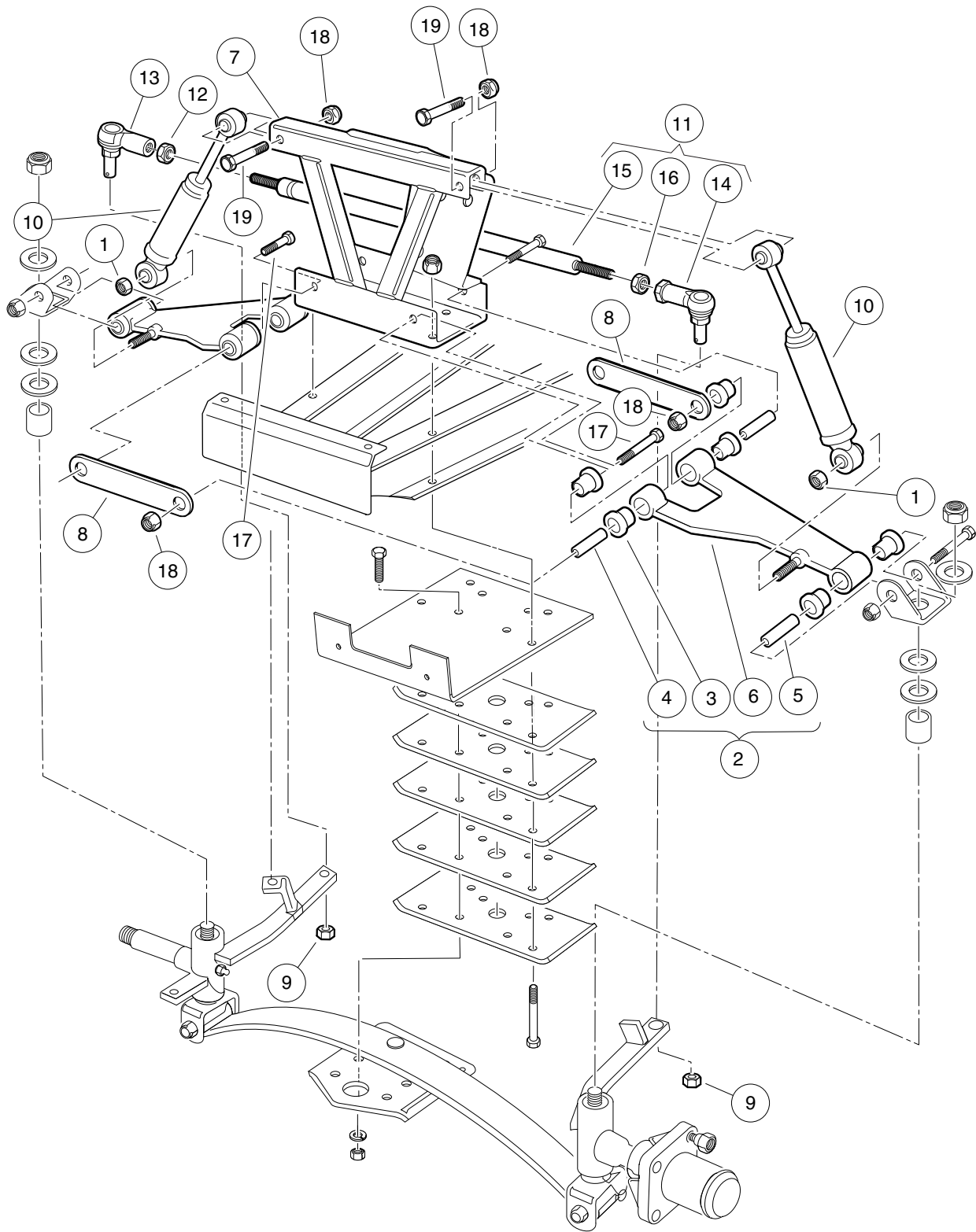
ITEM	PART NO.	DESCRIPTION	QTY	6 G E
		1 2 3 4		
1	1012467	Link, Rack and Pinion Drag	1	
2	1013042	Nut, 12mm Hex	1	
3	101878302	Steering Gear Assembly (without yoke) (includes items 4 through 23)	1	
4	1013035	Bellows, Long	1	
5	1013044	Rack Screw Locknut	1	
6	N/A	Snap Ring	1	
7	1013052	Seal, Steering Pinion Dust	1	
8	101879401	Bearing, Ball	1	
9	101879501	Stop Washer	1	
10	101879601	Stop Ring, C-Type	1	
11	101879701	Support Yoke	1	
12	101879801	Rack Guide Pressure Spring	1	
13	101879901	Ring, Stop, C-Type	1	
14	101880001	Bellows, Short	1	
15	101880101	Dust Seal Retaining Ring	1	
16	101880201	Inner Ball Joint Asm	1	
17	101880301	Washer, Tab	1	
18	N/A	Box, Steering Gear	1	
19	N/A	Bearing, Lower Pinion	1	
20	N/A	Pinion, Steering	1	
21	N/A	Screw, Rack Guide	1	
22	N/A	Rack, Steering	1	
23	8990	Tie Wrap, 8" Nylon	2	
24	1035	Cotter Pin, 3/32 x 1	1	
25	1624	Screw, 3/8-16 X 1.50, Hex-Head Cap	3	
26	334	Washer, 3/8, Type A, Flat	3	
27	7540	Ball Joint, Left (includes items 28 through 31)	1	
28	1011895	Socket, LH Vertical	1	
29	1011930	Seal, Vertical Socket Dust	1	
30	1015597	Fitting, 1/4-28 Thread-Forming Grease	1	
31	7602	Nut, 3/8-24 UNF Hex	1	
32	7555	Nut, 1/2-20 Hex, Left-Hand Thread	1	
33	8754	Locknut, 3/8-16 Hex	3	

6**G****E**

000191-005

FRONT SUSPENSION, LOWER – VEHICLES WITH TWO-WHEEL BRAKES

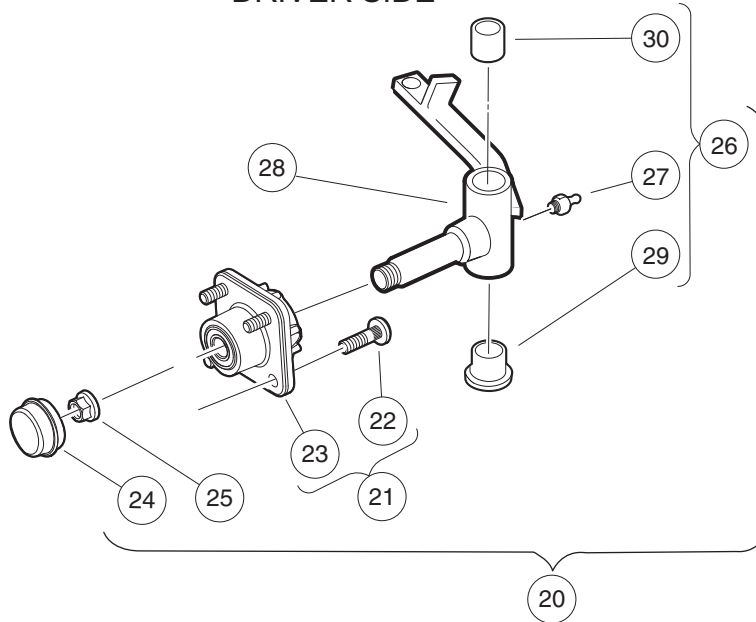
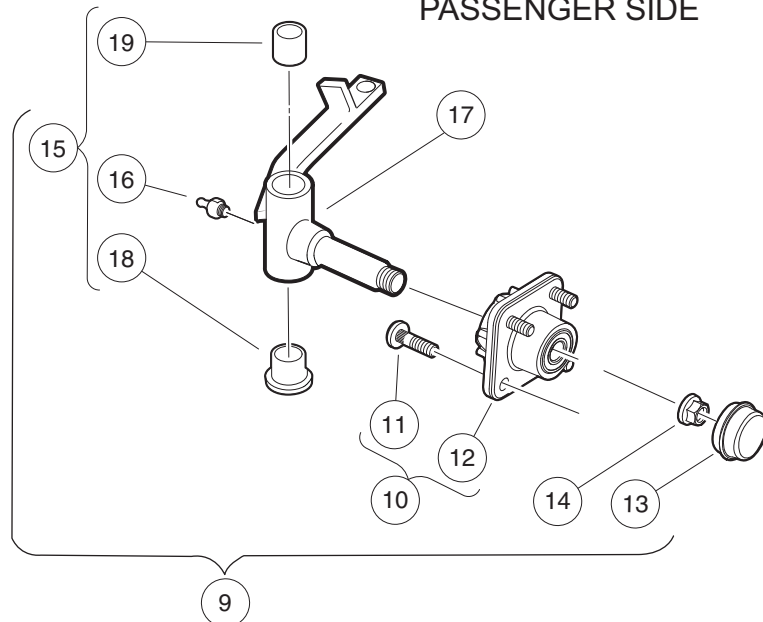
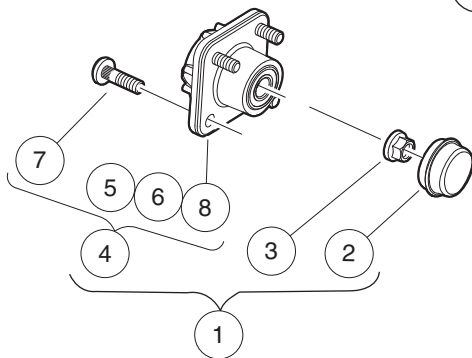
ITEM	PART NO.	DESCRIPTION	QTY	6 G E
		1 2 3 4		
1	1010124	Plate, Spring Mount	4	
2	1010150	Bearing, Thrust	2	
3	1014276	Plate, Front Spring Retainer	1	
4	1016384	Clevis, Delta Upper	2	
5	1016386	King Pin Assembly	2	
6	1016387	Screw, 3/8-16 X 2.75 Hx Hd Cap	6	
7	1016389	Washer, 1.125 Od Wave	2	
8	101903101	Locknut, 1/2-20 Nylon Insert	2	
9	102830401	Support, Brush Guard	1	
10	102913601	Screw, 3/8-16 X 5.50 Hx Hd Cap	4	
11	103507001	Eccentric Bolt Common	1	
12	103628701	Spring Asm, Front, 1 Leaf (includes items 13 through 15)	1	
13	1012303	Bushing, Steel	2	
14	101558302	Bushing, Urethane, Soft	4	
15	103502601	Spring, Front, 1 Leaf	1	
16	357	Lockwasher, 3/8 Split	4	
17	706	Nut, Hex 3/8-16	1	
18	8754	Locknut, 3/8-16 Hex	8	
19	8755	Screw, 3/8-16 X 3.375 Hex Cap	2	



000190-002

FRONT SUSPENSION, UPPER

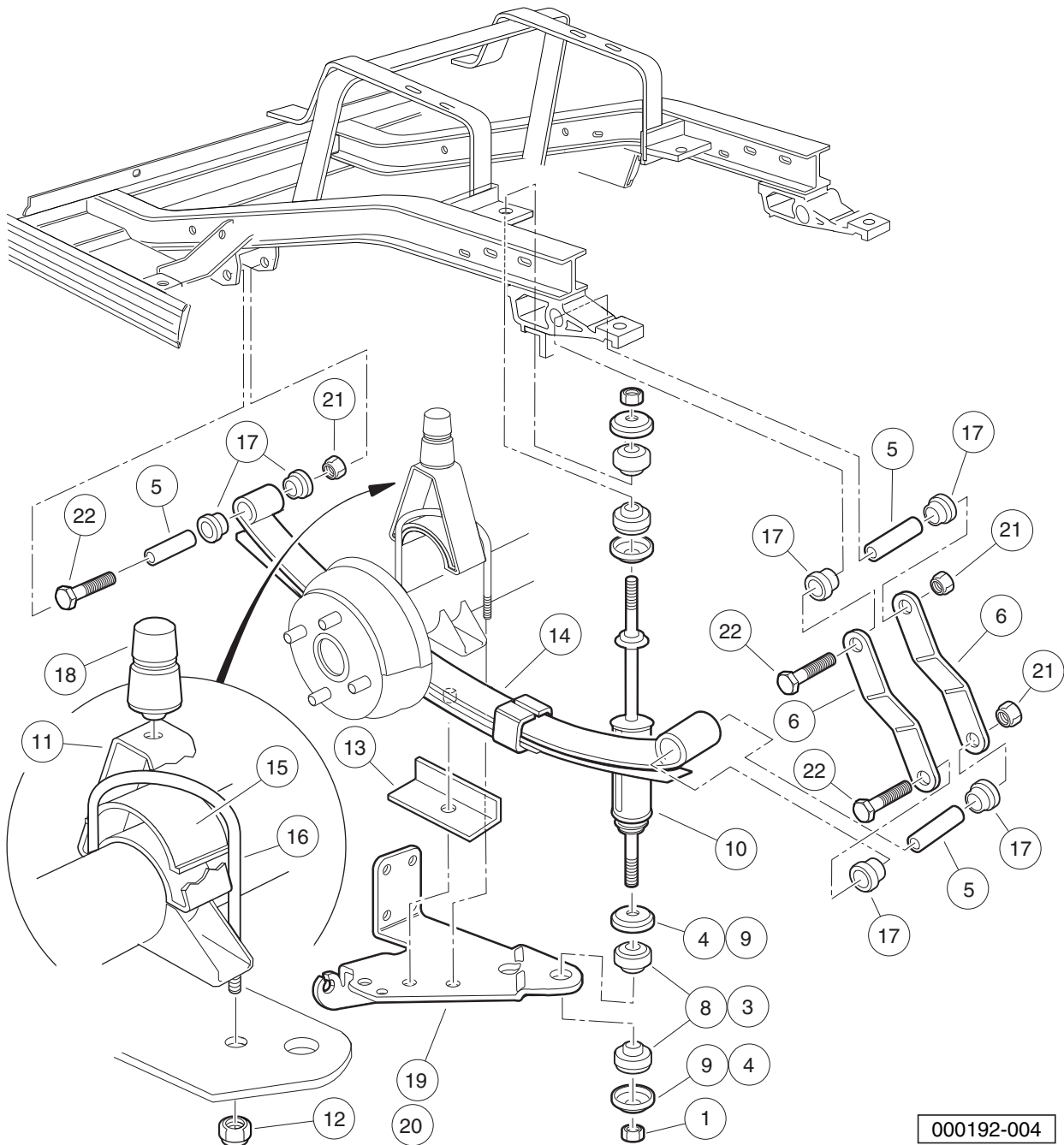
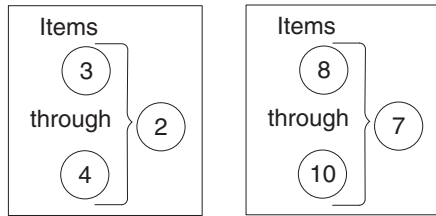
ITEM	PART NO.	DESCRIPTION	QTY	6
		1 2 3 4		G
1	1010138	Locknut, 3/8-16 Dimpled	2	E
2	1016353	Sub-Assembly, Delta A-Plate (includes items 3 through 6)	2	
3	1016346	Bushing, Urethane	6	
4	1016349	Sleeve, Delta Inner	2	
5	1016350	Sleeve, Delta Outer	1	
6	1016351	Delta A-Plate	1	
7	1016385	Delta Shock and Gear Support Assembly	1	
8	1017266	A-Plate Strap	2	
9	102289201	Nut - Hex Locking, M12 X 1.25	3	
10	103351001	Shock Absorber, Front, Common	2	
11	103653601	Asm, Tie Rod (includes items 12 through 16)	1	
12	1013042	Nut, 12mm Hex	1	
13	102022601	End, Tie Rod M12 X 1.25 Rh	1	
14	102022602	End, Tie Rod, M12 X 1.25, Lh	1	
15	103354701	Rod, Tie, Male Thd	1	
16	103653501	Nut, Jam, M12-1.25, Lh	1	
17	2402	Screw, 3/8-16 X 2.25 Hx Hd Cap	4	
18	8754	Locknut, 3/8-16 Hex	13	
19	8861	Bolt, 3/8-16 X 1.75 Hex	2	

6**G****E****DRIVER SIDE****PASSENGER SIDE****REPLACEMENT HUB
FOR DRIVER OR
PASSENGER SIDE**

000301-008

FRONT SPINDLES AND HUBS

ITEM	PART NO.	DESCRIPTION	QTY	6
		1 2 3 4		G
1	102357701	Replacement Kit, Front Hub (includes items 2 through 4)	1	E
2	102353201	Cap, Front Hub	1	
3	102353301	Hex Nut, Locking Flange, M14x2	1	
4	N/A	Asm, Front Hub, Bb, Long Stud (includes items 5 through 8)	1	
5	N/A	Bearing, Ball, 6204	2	
6	N/A	Spacer, Bearing, Front Hub, Pm	1	
7	103477901	Lug Stud, 1/2-20 Unf, 4037	4	
8	N/A	Front Hub, Ball Brg, Long Stud	1	
9	N/A	Asm, Hub And Spindle, Left-Hand Ext (includes items 10 through 15)	1	
10	N/A	Front Hub Assembly, Ball Bearing (includes items 11 and 12)	1	
11	102353401	Lug Stud, 1/2-20 UNF, 4037 Stl	4	
12	N/A	Hub, Front	1	
13	102353201	Cap, Front Hub	1	
14	102353301	Hex Nut, Locking Flange, M14x2	1	
15	102354204	Asm, Spindle, LH, Ext (includes items 16 through 19)	1	
16	1015597	Fitting, 1/4-28 Thread-Forming Grease	1	
17	N/A	Subasm, Spindle, LH, Ext	1	
18	7048	Bushing, Flanged Bronze	1	
19	8067	Bushing, Bronze Spindle	1	
20	N/A	Asm, Hub And Spindle, Right-Hand Ext (includes items 21 through 26)	1	
21	N/A	Front Hub Assembly, Ball Bearing (includes items 22 and 23)	1	
22	102353401	Lug Stud, 1/2-20 UNF, 4037 Stl	4	
23	N/A	Hub, Front	1	
24	102353201	Cap, Front Hub	1	
25	102353301	Hex Nut, Locking Flange, M14x2	1	
26	102354104	Asm, Spindle, RH, Ext (includes items 27 through 30)	1	
27	1015597	Fitting, 1/4-28 Thread-Forming Grease	1	
28	N/A	Subasm, Spindle, RH, Ext	1	
29	7048	Bushing, Flanged Bronze	1	
30	8067	Bushing, Bronze Spindle	1	

6**G****E**

REAR SUSPENSION

ITEM	PART NO.	DESCRIPTION	QTY	6
		1 2 3 4		G
1	1010145	Nut, 3/8-24 Hex	4	E
2	1011415	Kit, Shock Absorber Cushion (includes items 3 and 4)	4	
3	N/A	Cushion, Shock Absorber	2	
4	N/A	Retainer, Shock Absorber Cushion	2	
5	1012303	Bushing, Steel	6	
6	1012304	Shackle, Rear Spring	4	
7	1013164	Shock Absorber Kit (includes items 8 through 10)	1	
8	N/A	Cushion, Shock Absorber	8	
9	N/A	Retainer, Shock Absorber Cushion	8	
10	102588501	Shock Absorber, Rear	2	
11	101454902	Bumper Mount, Angled	2	
12	1014555	Locknut, 7/16-14 Nylon Hex	4	
13	1014573	Spring Retainer	2	
14	1014675	Rear Leaf Spring	2	
15	1014901	Spacer, Overload Bumper	2	
16	1014902	U-Bolt	2	
17	1015583	Bushing, Urethane	12	
18	1017235	Bumper, Jounce	2	
19	101926501	Bracket, Left-Hand	1	
20	101929401	Bracket, Right	1	
21	8754	Locknut, 3/8-16 Hex	6	
22	8755	Screw, 3/8-16 X 3.375 Hex Cap	6	

6

G

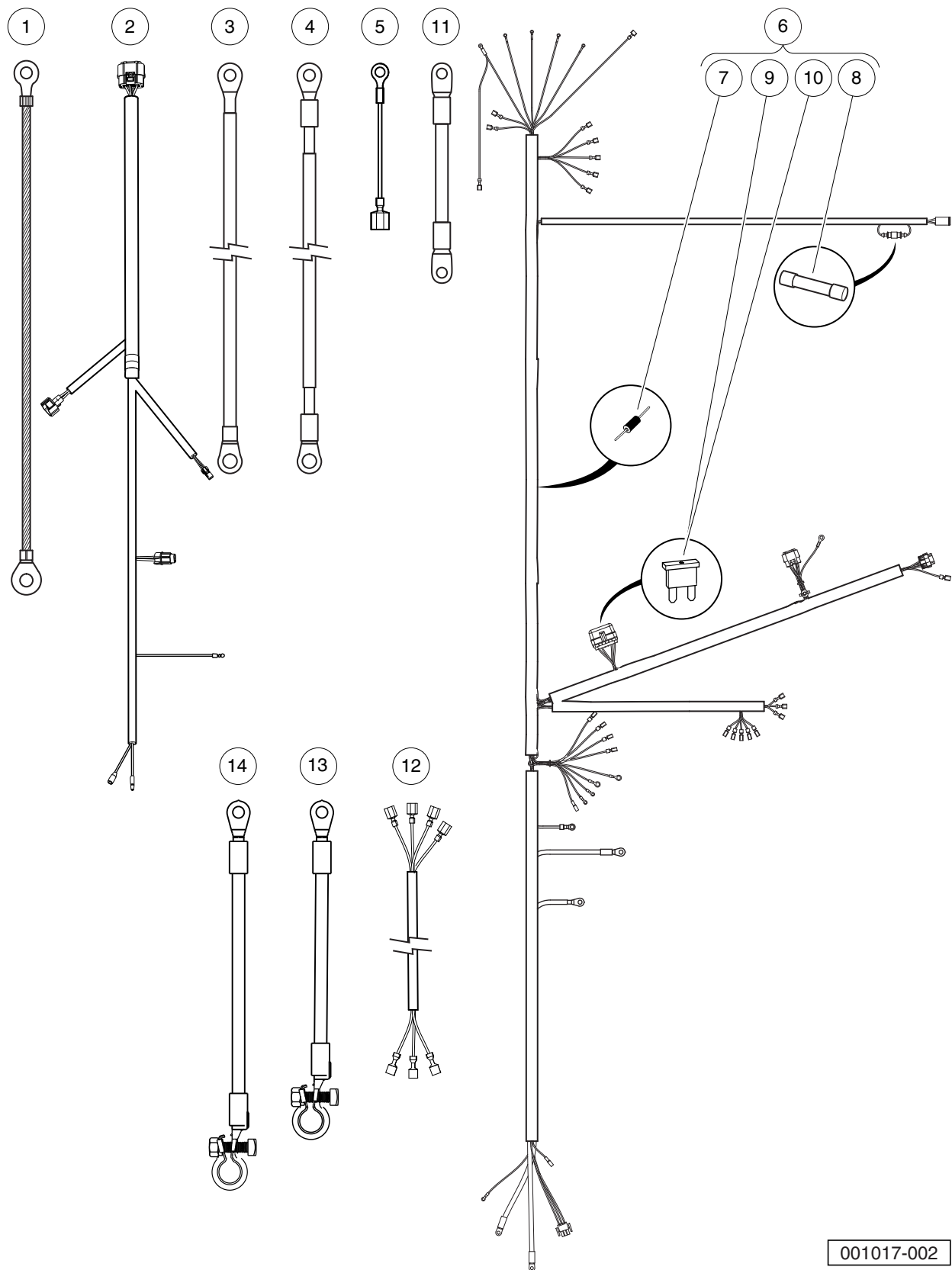
E

ELECTRICAL SYSTEM – GASOLINE VEHICLES

7

G

7
G



001017-002

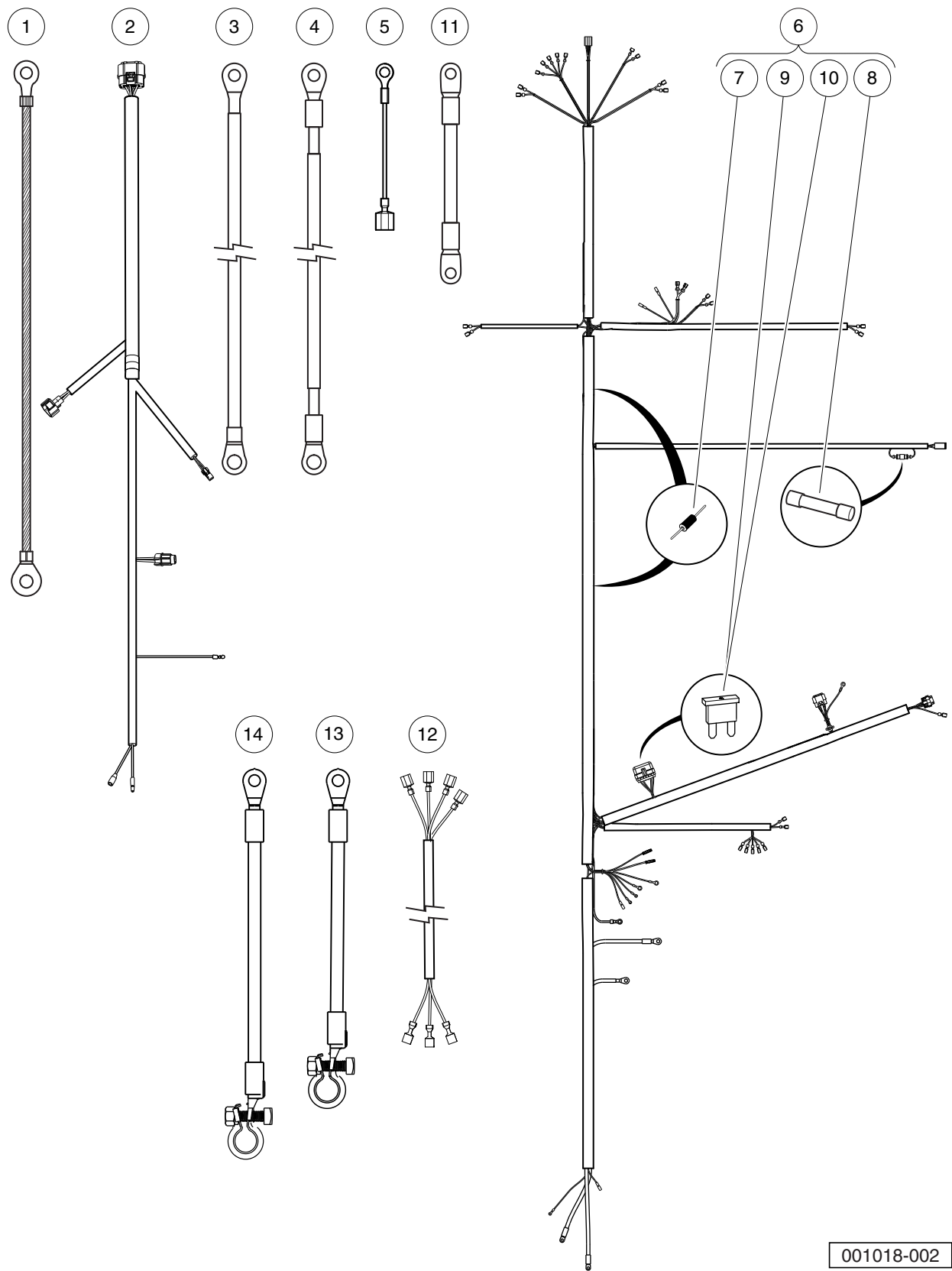
WIRING, FUSES, AND DIODES, PEDAL-START – EFI, CA100

ITEM	PART NO.	DESCRIPTION	QTY
		1 2 3 4	
1	1015332	Wire, Ground, #10, Uninsulated	1
2	105008101	Harness, Wire, ECU/Engine	1
3	105135901	Wire, Battery (side-post), B-, Gas	1
4	105136001	Wire, Battery (side-post), B+, Gas	1
5	105143301	Wire, Ground, Fuel Tank	1
6	105151001	Harness, Main, Util, Ps (includes items 7 through 10)	1
7	1014789	Diode, General Purpose, 3.0-Amp	1
8	103924801	Fuse, Glass, 2-Amp	1
9	105081501	Fuse, ATM, 5-Amp	1
10	105081601	Fuse, ATM, 10-Amp	1
11	105161701	Wire, 4-Ga, Green, Starter/Generator	1
12	105245701	Jumper, Run/maint, Sw	1
13	105256701	Wire Assy, 4ga, Battery, (top-post) B-, Gas	1
14	105256801	Wire Assy, 4ga, Battery, (top-post) B+, Gas	1
<p style="text-align: center;">Note: For ECU, see Throttle Body in Fuel System section.</p>			

7
G

7

G

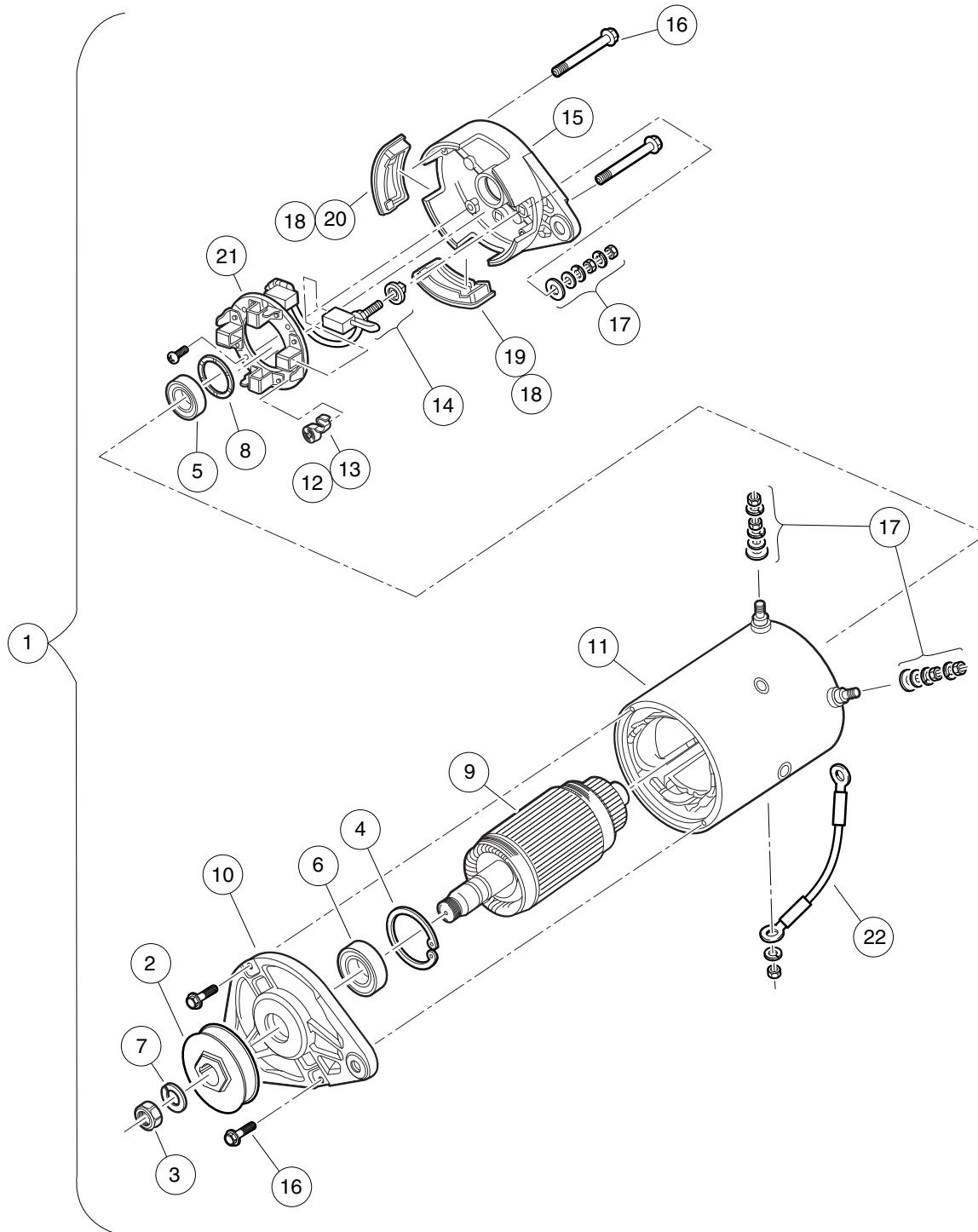


001018-002

WIRING, FUSES, AND DIODES, KEY-START – EFI, CA100-CE

ITEM	PART NO.	DESCRIPTION	QTY
		1 2 3 4	
1	1015332	Wire, Ground, #10, Uninsulated	1
2	105008101	Harness, Wire, ECU/Engine	1
3	105135901	Wire, Battery (side-post), B-, Gas	1
4	105136001	Wire, Battery (side-post), B+, Gas	1
5	105143301	Wire, Ground, Fuel Tank	1
6	105151101	Harness, Wire, Main, CA100 CE (includes items 7 through 10)	1
7	1014789	Diode, General Purpose, 3.0-Amp	2
8	103924801	Fuse, Glass, 2-Amp	1
9	105081501	Fuse, ATM, 5-Amp	1
10	105081601	Fuse, ATM, 10-Amp	1
11	105161701	Wire, 4-Ga, Green, Starter/Generator	1
12	105245701	Jumper, Run/maint, Sw	1
13	105256701	Wire Assy, 4ga, Battery, (top-post) B-, Gas	1
14	105256801	Wire Assy, 4ga, Battery, (top-post) B+, Gas	1
Note: For ECU, see Throttle Body in Fuel System section.			

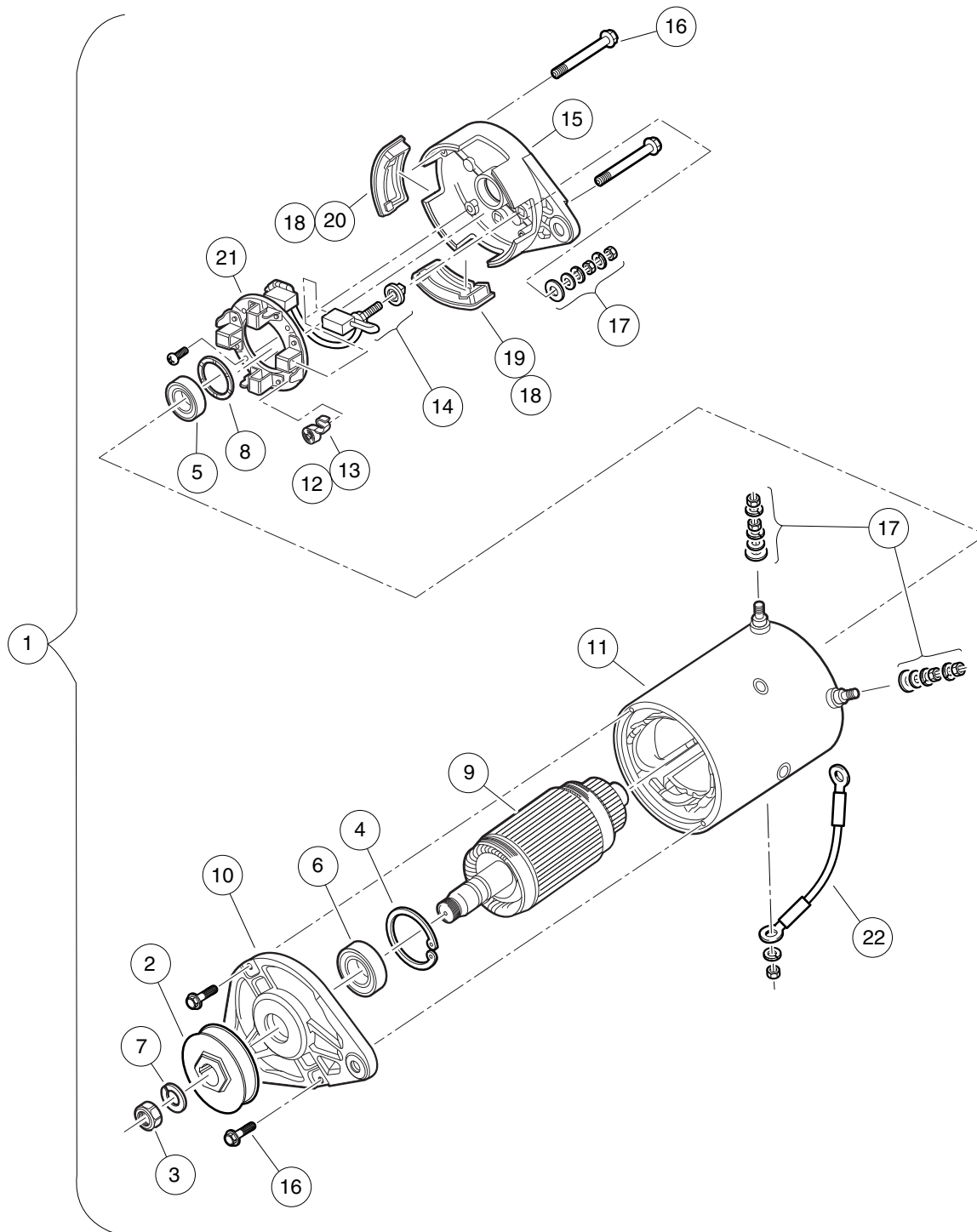
7
G



001016-001

STARTER/GENERATOR (MODEL 114-04-4006), KEY-START – EFI

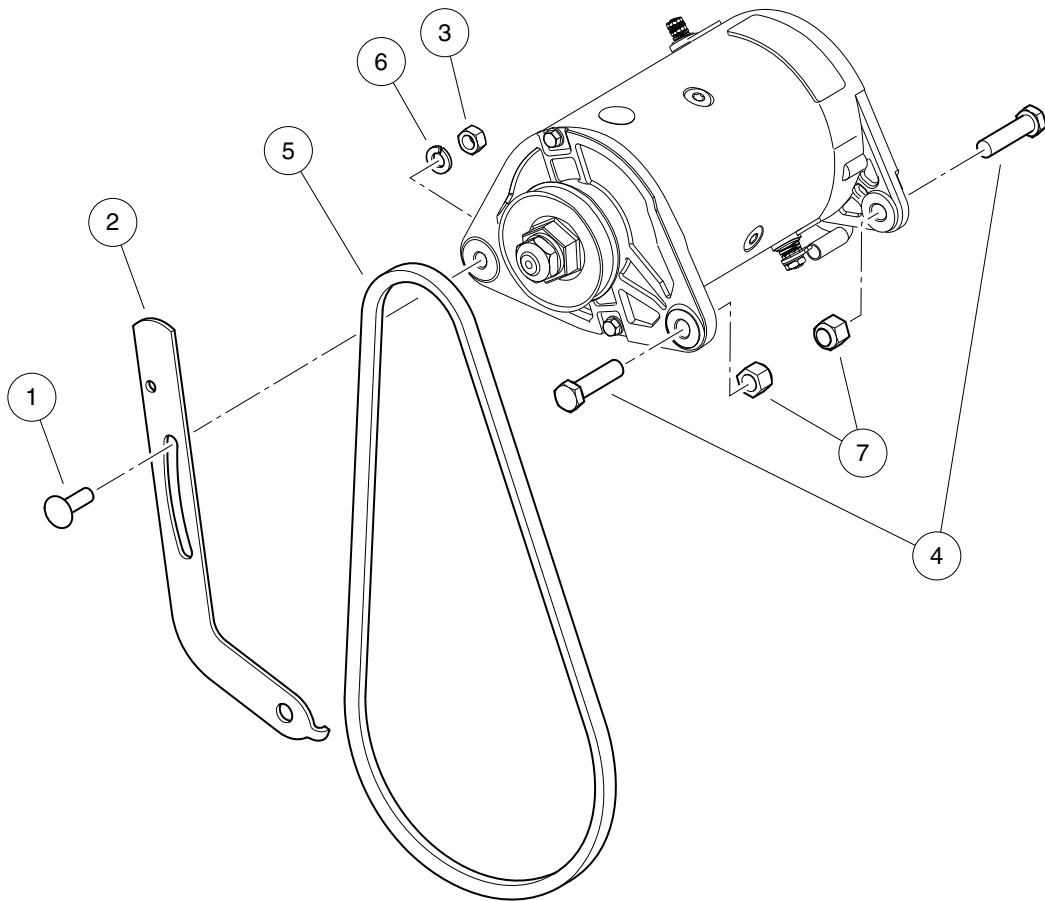
ITEM	PART NO.	DESCRIPTION	QTY	7	G
		1 2 3 4			
1	105190102	Starter/Generator, Bi-Rotational, Utility, Key-Start (includes items 2 through 22)	1		
2	1014289	Pulley, Starter/Generator	1		
3	102838701	Nut, Hex, M14x2, S/G	1		
4	102838801	Retainer, Front, S/G	1		
5	102838901	Bearing, Ball, Front, S-g	1		
6	102839001	Bearing, Ball, Front, S-g	1		
7	102839301	Washer, Lock M14x2, S-g	1		
8	102841101	Washer, Wave, S-g	1		
9	N/A	Asm, Armature, Starter/Generator	1		
10	102844601	Head, Drive End, S-g	1		
11	102844701	Asm, Frame and Field, Starter/Generator	1		
12	103347101	Kit, Spring Brush, Starter/Generator (includes item 13)	1		
13	N/A	Spring, Brush, S-g	4		
14	103347301	Set, Brush Term, S-g	1		
15	103347601	Head, Comm End, S-g	1		
16	103347701	Set, Fastener, Ceh Deh, S-g	1		
17	103347801	Set, Term Hardware, S/G	1		
18	103347901	Kit, Cover, Brush Insp, Starter/Generator (includes items 19 and 20)	1		
19	N/A	Plug, Rubber Drain, Start/Generator	3		
20	N/A	Cover, Inspection, S-g	1		
21	103953301	Kit, Brush And Brush Holder	1		
22	105161701	Wire, 4-Ga, Green, Starter/Generator	1		



001016-001

STARTER/GENERATOR (MODEL 114-05-4001) , PEDAL-START – EFI

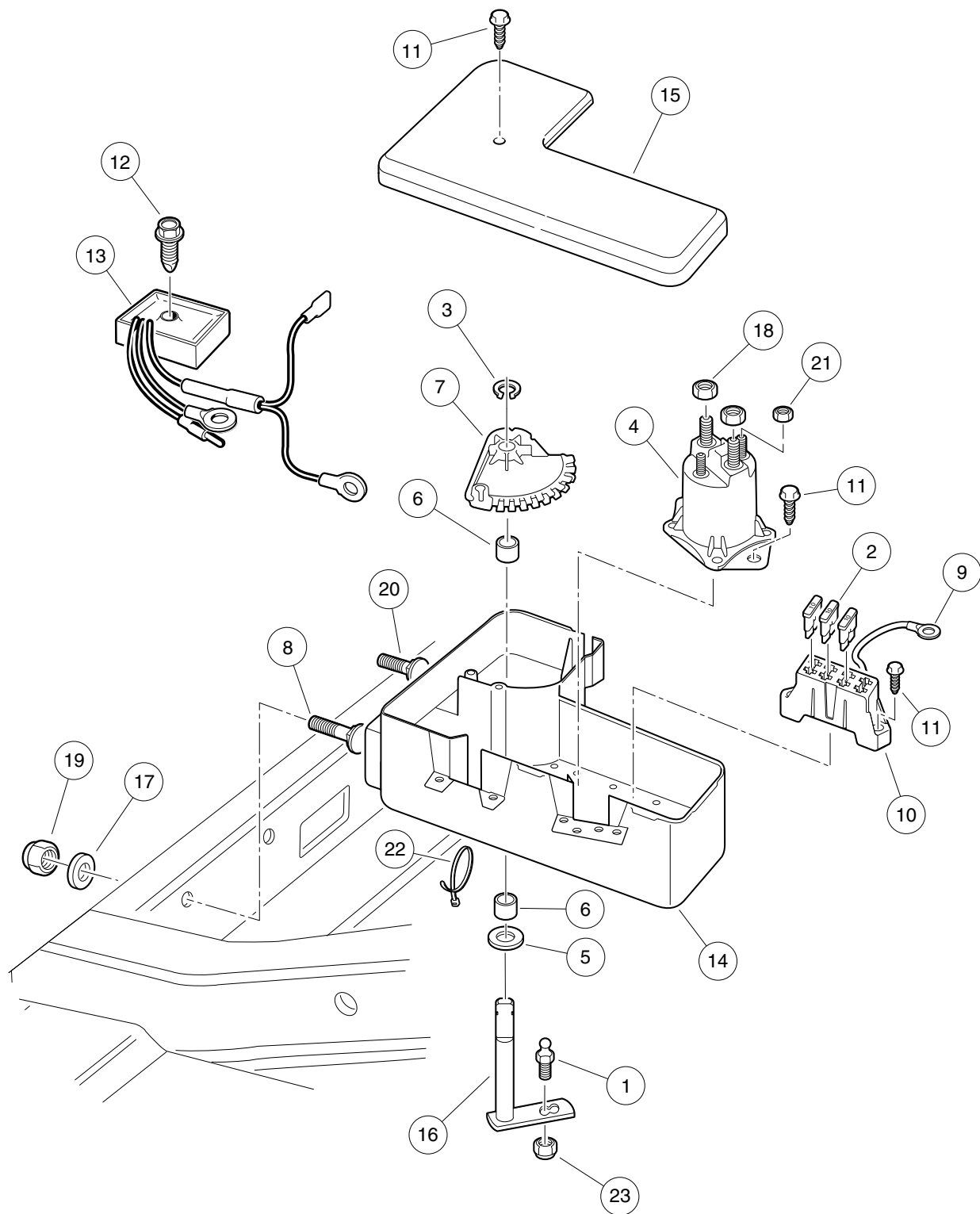
ITEM	PART NO.	DESCRIPTION	QTY	7
		1 2 3 4		G
1	105190101	Starter/Generator, High-Torque, Utility, Pedal-Start (includes items 2 through 22)	1	
2	1014289	Pulley, Starter/Generator	1	
3	102838701	Nut, Hex, M14x2, S/G	1	
4	102838801	Retainer, Front, S/G	1	
5	102838901	Bearing, Ball, Front, S-g	1	
6	102839001	Bearing, Ball, Front, S-g	1	
7	102839301	Washer, Lock M14x2, S-g	1	
8	102841101	Washer, Wave, S-g	1	
9	N/A	Asm, Armature, Starter/Generator	1	
10	102844601	Head, Drive End, S-g	1	
11	102844701	Asm, Frame and Field, Starter/Generator	1	
12	103347101	Kit, Spring Brush, Starter/Generator (includes item 13)	1	
13	N/A	Spring, Brush, S-g	4	
14	103347301	Set, Brush Term, S-g	1	
15	103347601	Head, Comm End, S-g	1	
16	103347701	Set, Fastener, Ceh Deh, S-g	1	
17	103347801	Set, Term Hardware, S/G	1	
18	103347901	Kit, Cover, Brush Insp, Starter/Generator (includes items 19 and 20)	1	
19	N/A	Plug, Rubber Drain, Start/Generator	3	
20	N/A	Cover, Inspection, S-g	1	
21	103953301	Kit, Brush And Brush Holder	1	
22	105161701	Wire, 4-Ga, Green, Starter/Generator	1	



001009-002

STARTER/GENERATOR MOUNTING, EX40

ITEM	PART NO.	DESCRIPTION	QTY	7
		1 2 3 4		G
1	1015932	Bolt, Carriage, 5/16-18	1	
2	104005301	Bracket, Adjustable, Starter/Generator, EX40	1	
3	1242	Nut, 5/16-18 Hex	1	
4	1624	Screw, 3/8-16 X 1.50, Hex-Head Cap	2	
5	47539338001	Belt, Sg, Ex40, #5a	1	
6	7174	Lockwasher, 5/16 Split	1	
7	8754	Locknut, 3/8-16 Hex	2	




001014-002

ELECTRICAL COMPONENT BOX, KEY-START – EX40

ITEM	PART NO.	DESCRIPTION	QTY
		1 2 3 4	
1	1010954	Stud, Ball, 1/4-28 X 0.560	1
2	1012295	Fuse, 10-Amp	3
3	1013589	Ring, Retaining, 0.338" Internal	1
4	1013609	Solenoid, 12-Volt	1
5	1014065	Washer, Flat, 0.38" ID, Delrin	1
6	1014145	Bushing, Secondary Weight, Split	2
7	1015373	Cam, Electric Box	1
8	1015405	Bolt, Carriage, 5/16-18 X 2.0	1
9	1015737	Wire Assy, #10 Red	1
10	1015741	Fuse Block	1
11	1015752	Screw, #12-16 X 0.625, Hi-Lo	5
12	101856102	Screw, 1/4-15 X 1.50, Hi-lo, Hex	1
13	102711201	Voltage Regulator	1
14	105000301	Box, Component, Electrical	1
15	105000401	Cover, Box, Component, Elec	1
16	105037401	Weldment, Bellcrank, Comp Box	1
17	1241	Washer, 5/16 Type A Flat	2
18	1242	Nut, 5/16-18 Hex	2
19	7473	Locknut, 5/16-18 Nylon Insert	2
20	7818	Bolt, Carriage, 5/16-18 X 1.5	1
21	7893	Nut, #10-32 Hex	2
22	8639	Tie Wrap, 11" Nylon	6
23	8717	Locknut, Nylon Insert, 1/4-28	1

7

G

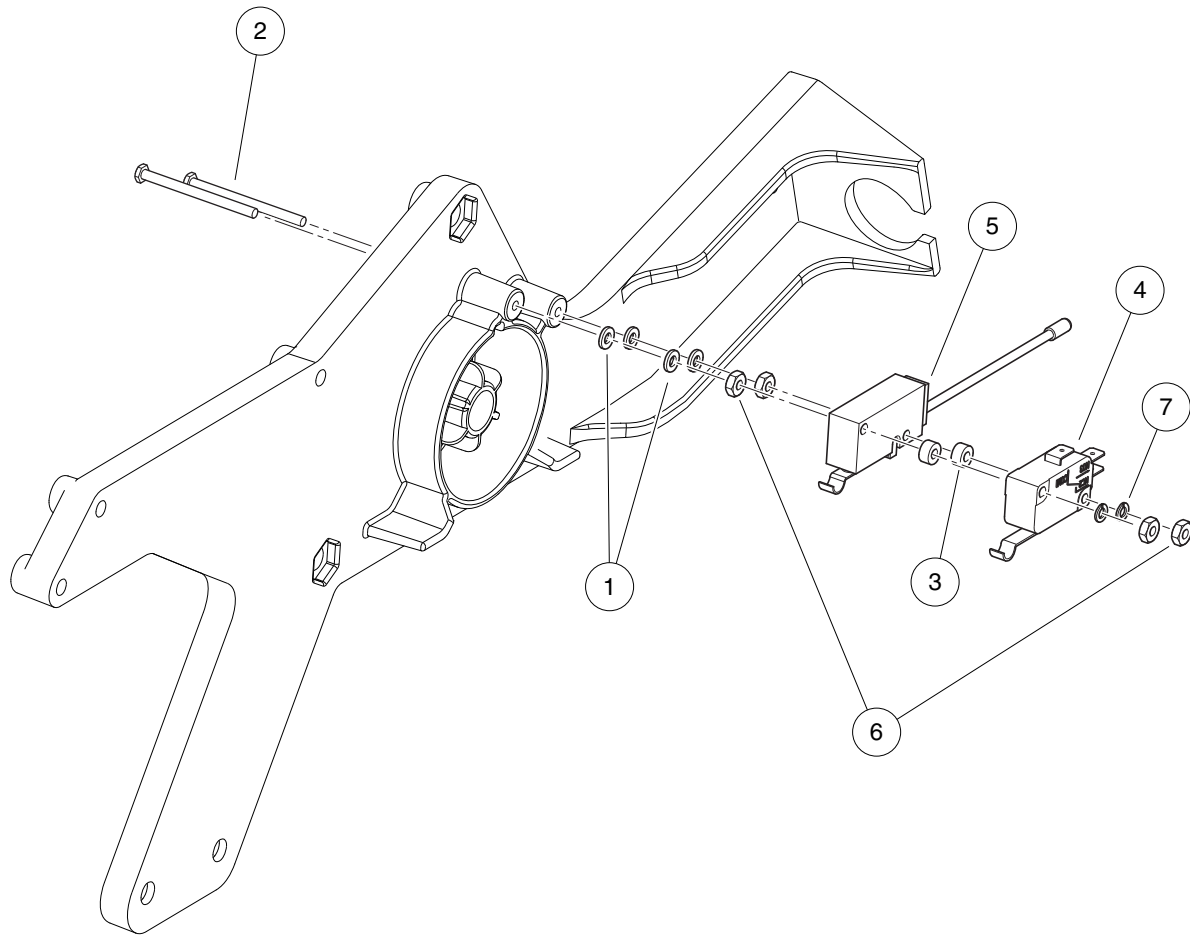


ELECTRICAL COMPONENT BOX, PEDAL-START – EX40

ITEM	PART NO.	DESCRIPTION	QTY
		1 2 3 4	
1	1010954	Stud, Ball, 1/4-28 X 0.560	1
2	1012295	Fuse, 10-Amp	3
3	1012431	Washer, #4 Flat	2
4	1013589	Ring, Retaining, 0.338" Internal	1
5	1013609	Solenoid, 12-Volt	1
6	1014065	Washer, Flat, 0.38" ID, Delrin	1
7	1014145	Bushing, Secondary Weight, Split	2
8	1014807	Switch, Limit	1
9	1014808	Switch, Limit	1
10	1015373	Cam, Electric Box	1
11	1015405	Bolt, Carriage, 5/16-18 X 2.0	1
12	1015737	Wire Assy, #10 Red	1
13	1015741	Fuse Block	1
14	1015752	Screw, #12-16 X 0.625, Hi-Lo	5
15	1015878	Screw, #4-40 Hex Head Machine	2
16	101856102	Screw, 1/4-15 X 1.50, Hi-lo, Hex	1
17	102711201	Voltage Regulator	1
18	105000301	Box, Component, Electrical	1
19	105000401	Cover, Box, Component, Elec	1
20	105037401	Weldment, Bellcrank, Comp Box	1
21	1241	Washer, 5/16 Type A Flat	2
22	1242	Nut, 5/16-18 Hex	2
23	7473	Locknut, 5/16-18 Nylon Insert	2
24	7818	Bolt, Carriage, 5/16-18 X 1.5	1
25	7893	Nut, #10-32 Hex	2
26	8057	Nut, #4-40 Hex Machine	4
27	8058	Lockwasher, #4 Split	2
28	8639	Tie Wrap, 11" Nylon	6
29	8717	Locknut, Nylon Insert, 1/4-28	1

7

G



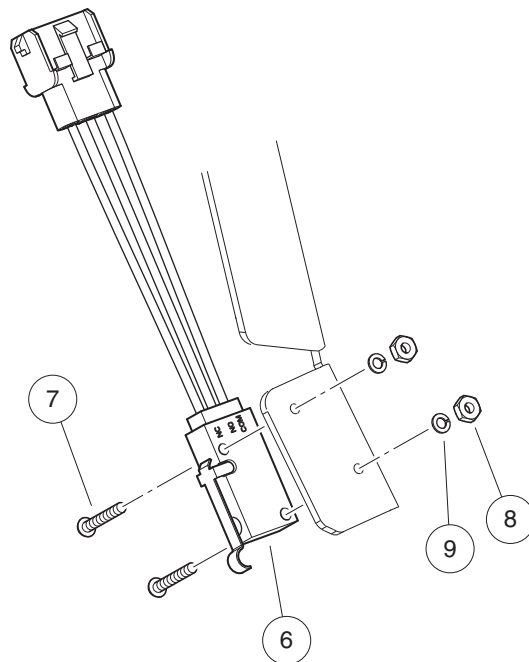
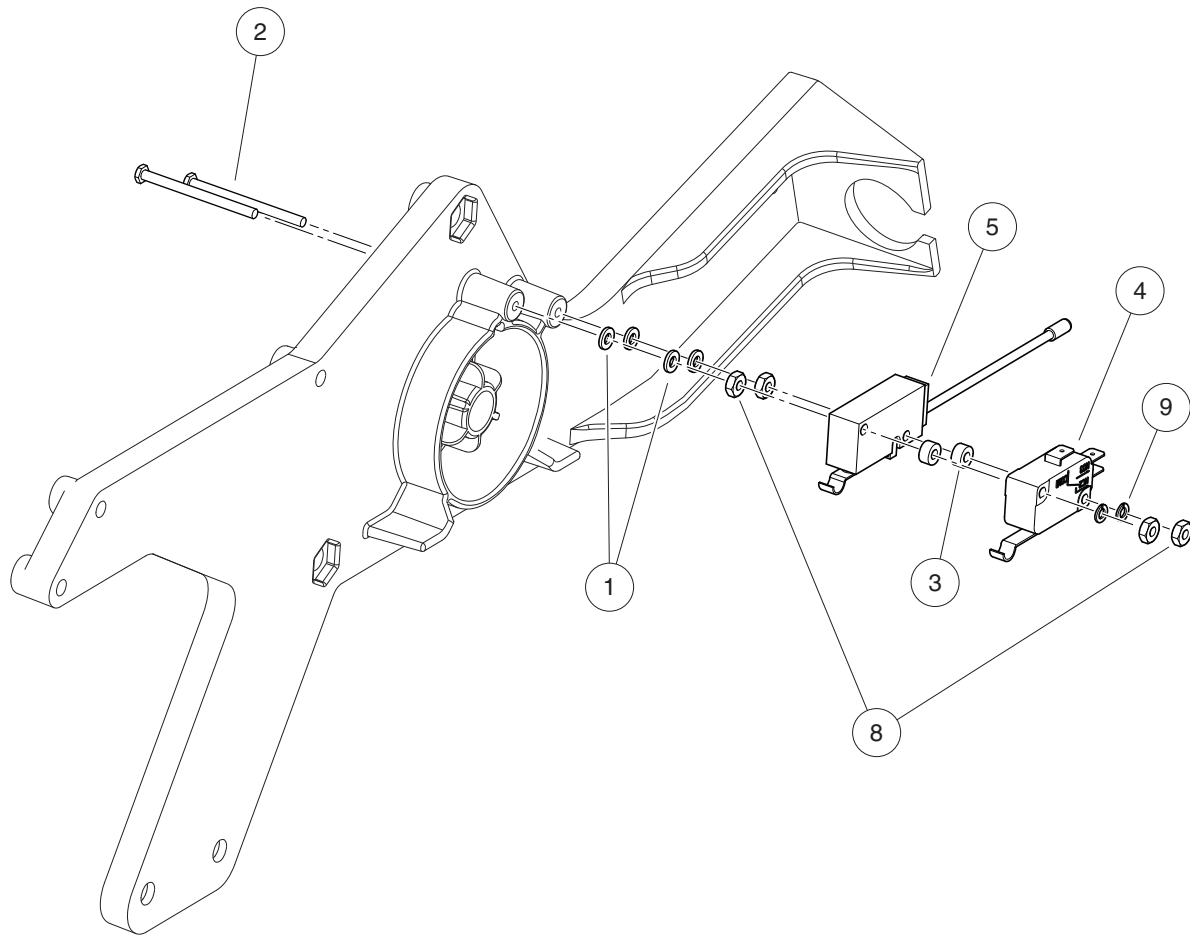
001013-002

FORWARD/REVERSE SHIFTER SWITCHES, KEY-START – EFI, CA100CE

ITEM	PART NO.	DESCRIPTION	QTY
		1 2 3 4	
1	1012431	Washer, #4 Flat	4
2	1012594	Screw, #4-40 Machine	2
3	1014727	Washer, Flat, #4, Nylon	2
4	1014807	Switch, Limit	1
5	101979101	Switch, Limit, Assembly, Sealed	1
6	8057	Nut, #4-40 Hex Machine	4
7	8058	Lockwasher, #4 Split	2

7

G



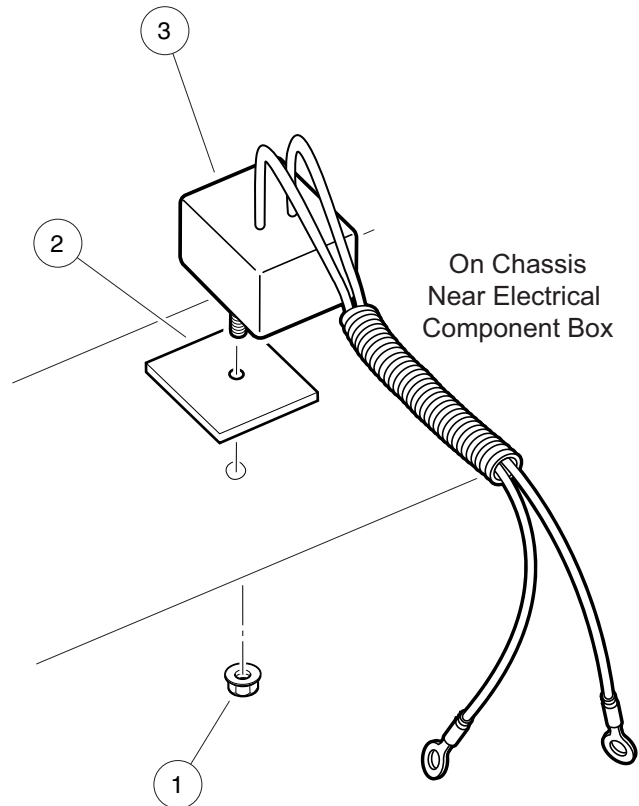
001013-001

FORWARD/REVERSE SHIFTER SWITCHES, PEDAL-START – EFI, CA100

ITEM	PART NO.	DESCRIPTION	QTY
		1 2 3 4	
1	1012431	Washer, #4 Flat	4
2	1012594	Screw, #4-40 Machine	2
3	1014727	Washer, Flat, #4, Nylon	2
4	1014807	Switch, Limit	1
5	101979101	Switch, Limit, Assembly, Sealed	1
6	105102601	Switch, Limit, Sealed, with 3-Wire Lead	1
7	8056	Screw, #4-40 X 0.75 Round-Head Machine	2
8	8057	Nut, #4-40 Hex Machine	6
9	8058	Lockwasher, #4 Split	4

7

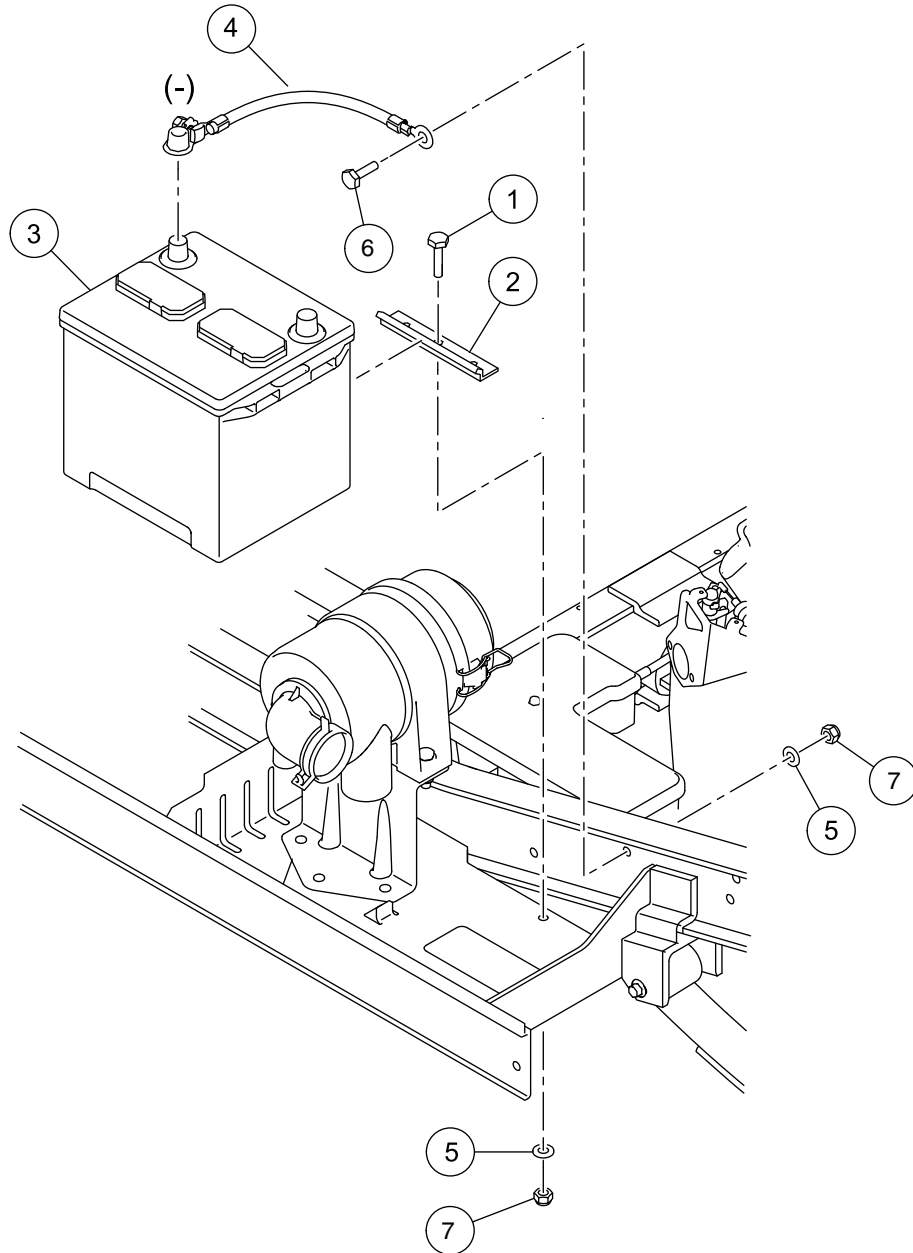
G



001015-001

CHARGING DIODE, KEY-START – EFI

ITEM	PART NO.	DESCRIPTION	QTY
1	101963401	Locknut, 5/16-18 Hex Flange	1
2	102269701	Thermal Pad	1
3	105037201	Diode, Charging	1



000250-001

TOP-POST BATTERY – GASOLINE UTILITY VEHICLES

ITEM	PART NO.	DESCRIPTION	QTY	7	G
		1 2 3 4			
1	1010934	Screw, 5/16-18 X 1.00 Hex Cap	1		
2	101898001	Clamp, Battery	1		
3	105237301	Battery, Start, 12v, Type 26	1		
4	105256701	Wire Assy, 4ga, Battery, (top-post) B-, Gas	1		
5	1241	Washer, 5/16 Type A Flat	2		
6	7173	Screw, 5/16-18 X 0.75, Hex-Head Cap	1		
7	7473	Locknut, 5/16-18 Nylon Insert	2		

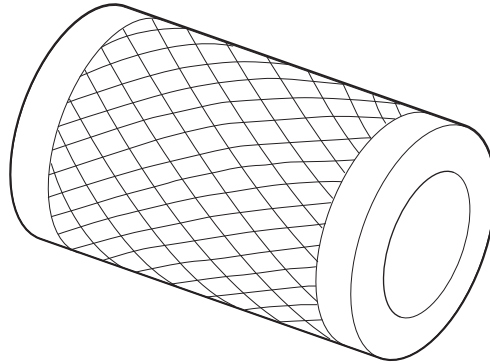
7

G

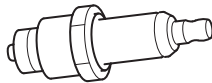
ENGINE (SUBARU EX40)

8

G



1

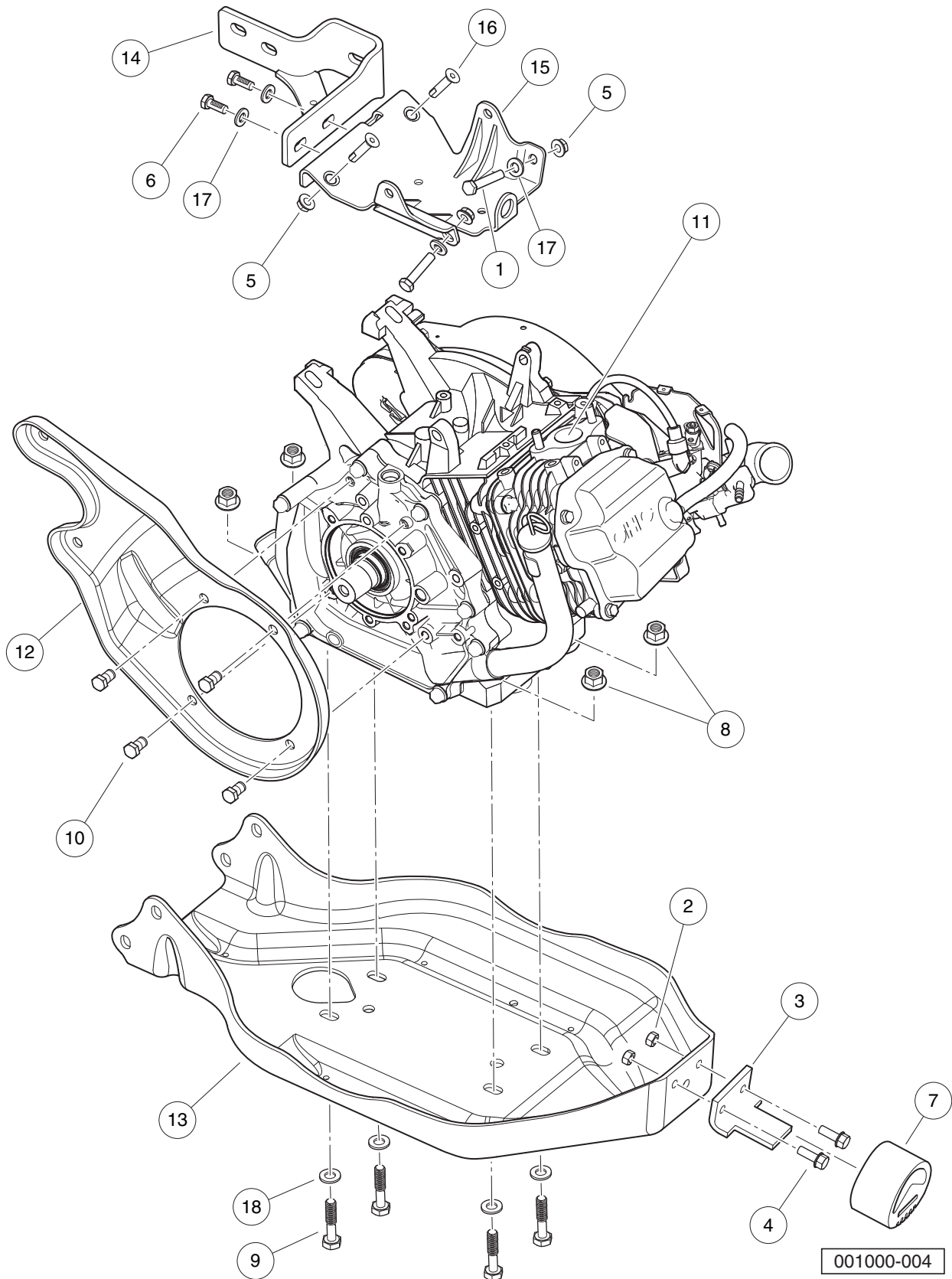


2

000992-003

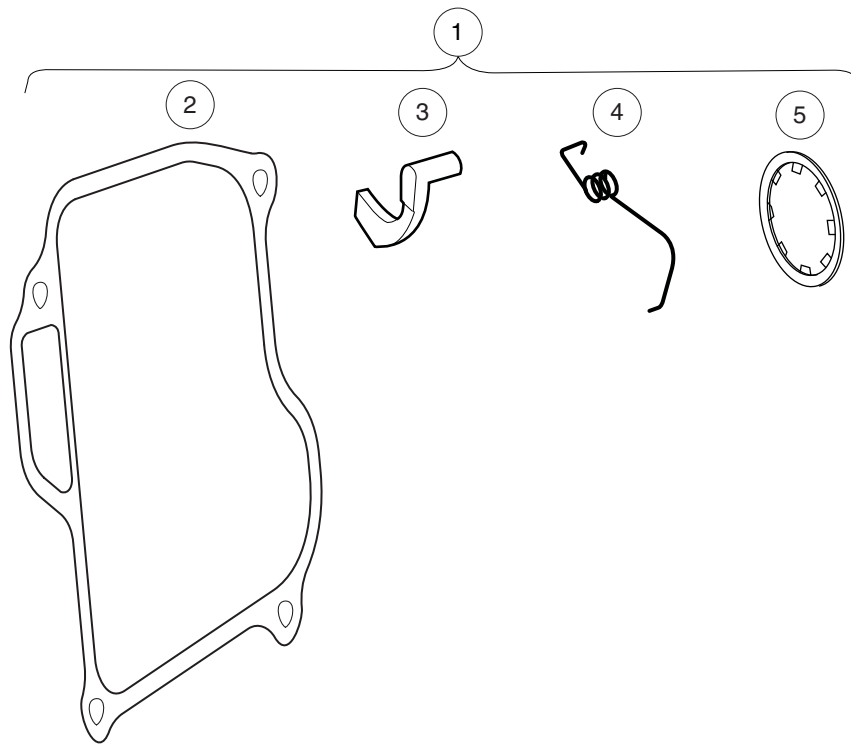
8
G

ITEM	PART NO.	DESCRIPTION	QTY
1	102558201	Air Filter, 4 Inch	1
2	47539956001	Spark Plug, Ex40, Brp4hs	1



ENGINE AND ENGINE MOUNTING, UTILITY


ITEM	PART NO.	DESCRIPTION	QTY	8
		1 2 3 4		G
1	1010577	Bolt, Hex-Head, 5/16-18 X 1.50	2	
2	1013924	Nut, 5/16-24, Hex Head Cone	2	
3	101834602	Bracket, Snubber, Tall	1	
4	101884801	Screw, 5/16-24 X 0.875, Grade-8	2	
5	101963401	Locknut, 5/16-18 Hex Flange	4	
6	102242101	Screw, 5/16-18 X 3/4 Hex-Head with Patch	2	
7	102540301	Snubber, Inner Frame	1	
8	102617201	Nut, Flanged, M10 X 1.5, Mechanically Deformed	4	
9	102732401	Bolt, M10 X 45, Zn-Ni (Black)	4	
10	103508101	Bolt, 3/8-16 X .75 Lock Patch	4	
11	103882802	Engine, Gas, Subaru EX40, EFI, with Compression Release	1	
12	103979401	Plate, Mounting, CVT, Center	1	
13	103982201	Plate, Engine/Axle Mounting	1	
14	105134601	Bracket, Mounting, Transaxle/Exhaust, EX40	1	
15	105149301	Bracket, Mounting, Starter/Generator, EX40	1	
16	105262401	Screw, 5/16-18 X 1.25, Cs, Lck	2	
17	1241	Washer, 5/16 Type A Flat	4	
18	96741046	Washer, M10, Hard	4	



001441-001

AUTOMATIC COMPRESSION RELEASE (ACR) SERVICE KIT – SUBARU EX40

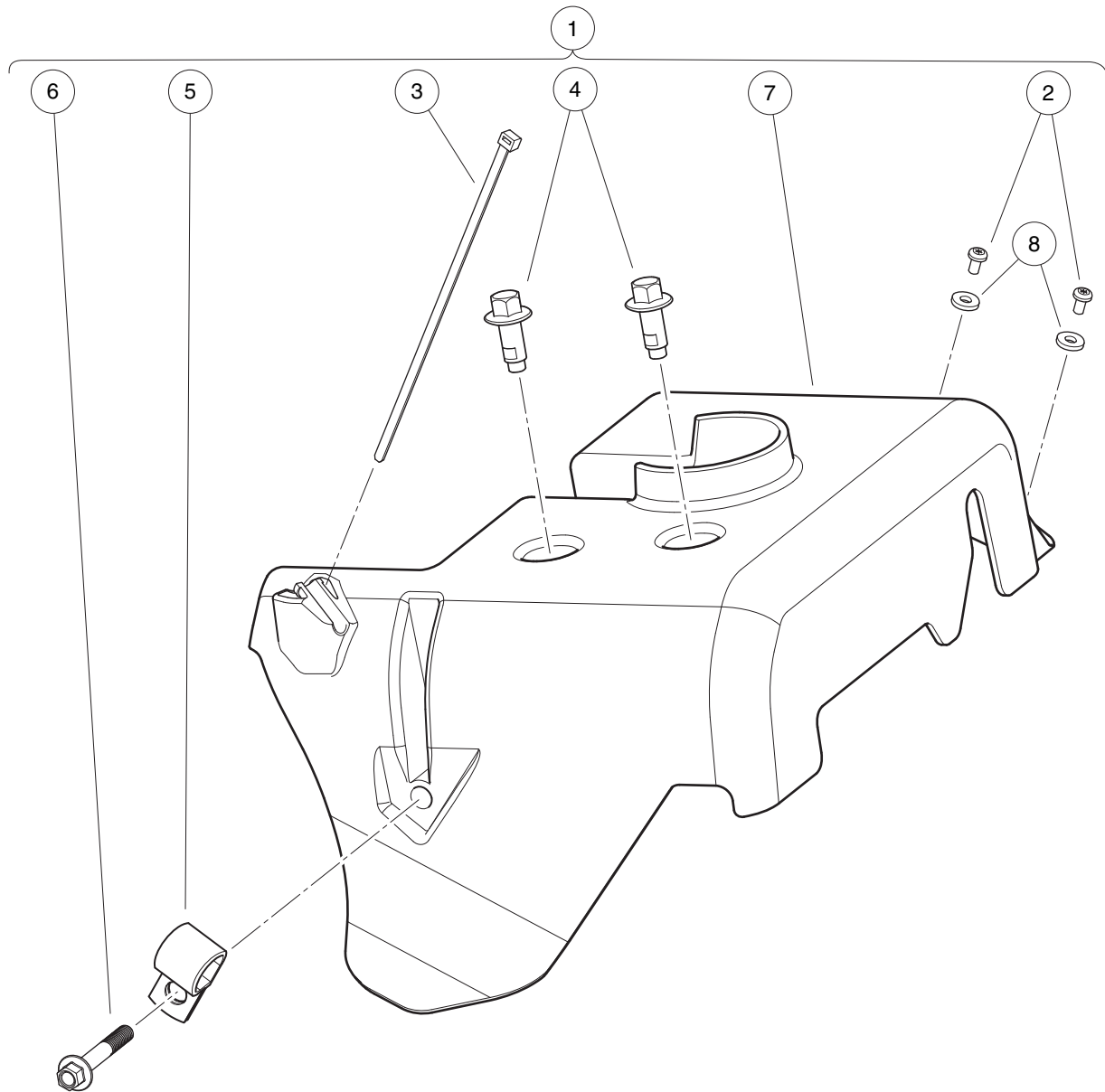
ITEM	PART NO.	DESCRIPTION	QTY	8
		1 2 3 4		G
1	47599382001	Kit, Acr, Subaru, Ex40 (includes items 2 through 5)	1	
2	47540040001	Gasket, Rocker Cover, Sub	1	
3	47600421001	Lever, Release, Acr, Ex40	1	
4	47600422001	Spring, Return, Acr, Ex40	1	
5	47600423001	Clip, Retaining, Acr, Ex40	1	



001001-001

FAN AND SHROUD – EX40

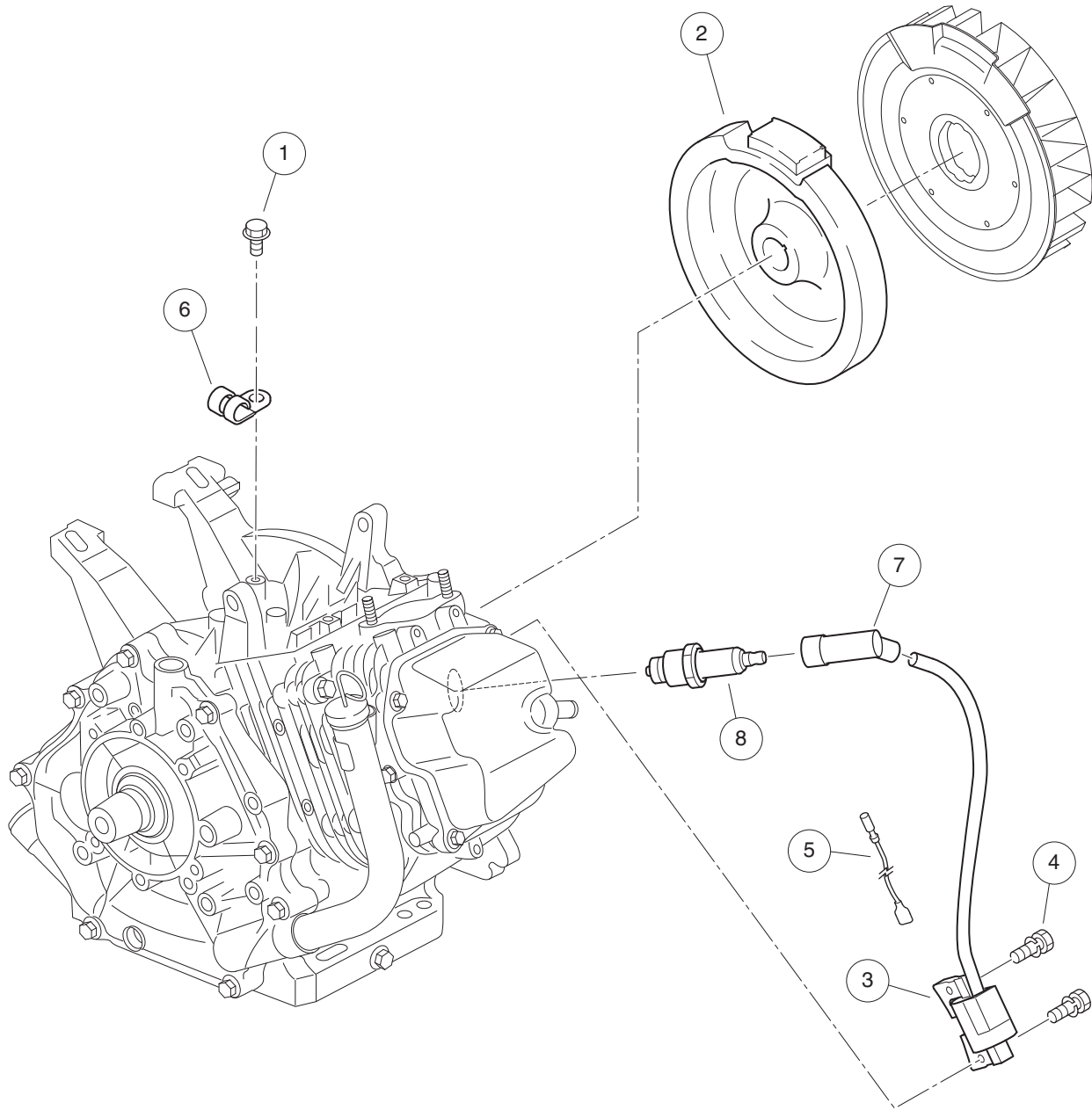
ITEM	PART NO.	DESCRIPTION	QTY	8
		1 2 3 4		G
1	1015969	Screw, M6-1.00 X 10mm, Pan Hd	4	
2	103995901	Cover, Fan, EX40	1	
3	105012601	Bolt, Flange, M6x1.0x12, EX40	4	
4	105016701	Housing, Fan, EX40	1	
5	105016801	Label, Engine Warning, EX40	1	
6	105016901	Baffle, Crankcase, EX40	1	
7	105017001	Bolt, Baffle, M8x1.25x12 Ex40	1	
8	105017101	Fan, Cooling, EX40	1	



001002-001

AIR DEFLECTOR – EX40

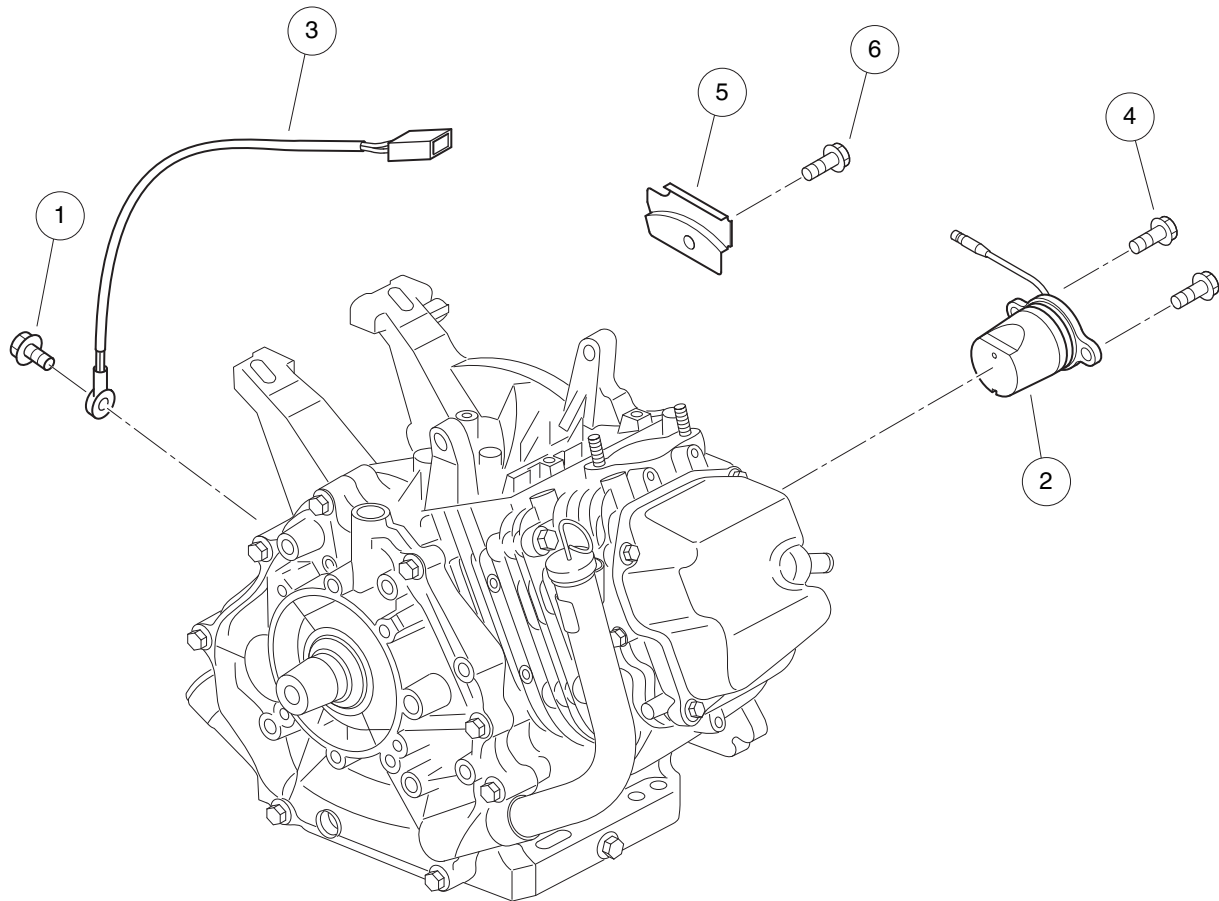
ITEM	PART NO.	DESCRIPTION	QTY	8
		1 2 3 4		G
1	105084801	Kit, Air Deflector, Subaru EX40 (includes items 2 through 8)	1	
2	1016103	Screw, Pan Hd Tx, Taptite 6-32	2	
3	101824101	Tie Wrap, Black	1	
4	102298116	Bolt, Flanged Head, M8 X 16.0	2	
5	102410604	P-clamp, Insulated, 0.625 Inch	1	
6	102541402	Bolt, M6x1.0x40, Hex Flange Head, Blk-I	1	
7	105075301	Deflector, Air, Subaru EX40	1	
8	7591	Washer, #6, Flat	2	



001003-002

IGNITION COMPONENTS AND FLYWHEEL – EX40

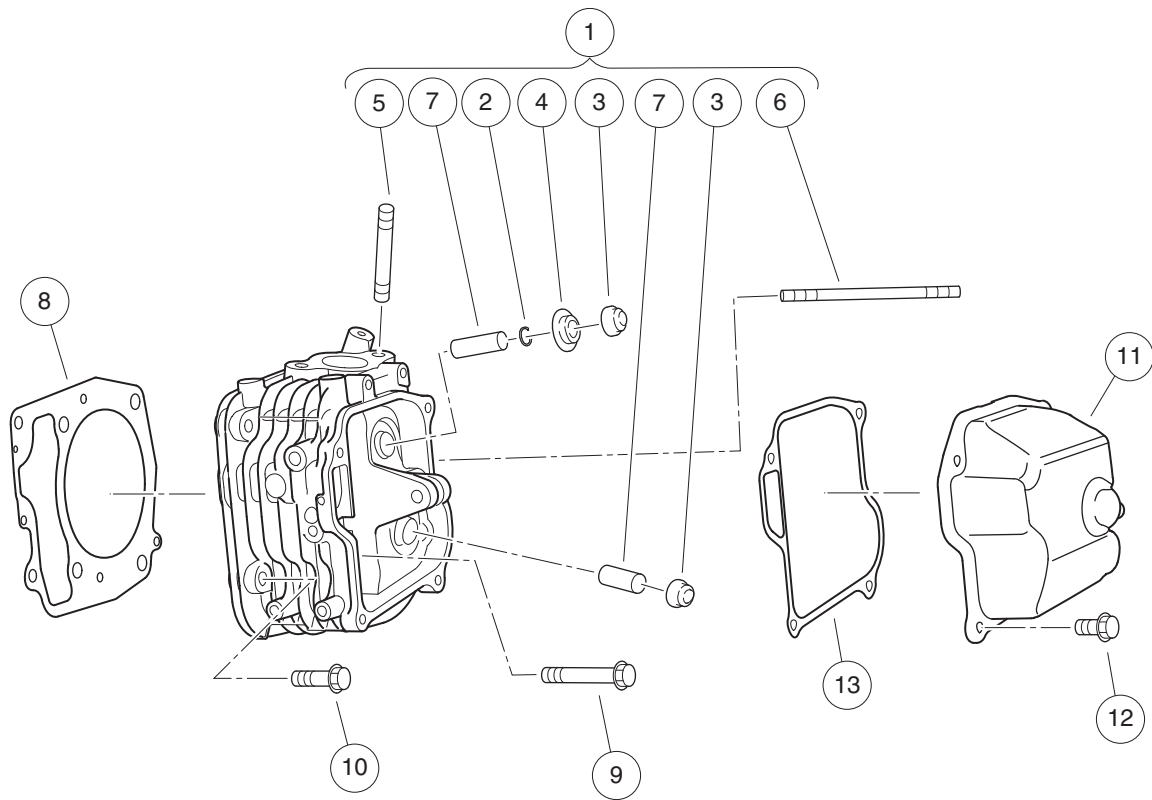
ITEM	PART NO.	DESCRIPTION	QTY	8
		1 2 3 4		G
1	105016001	Bolt, Flange, M6x1.0x8, EX40	1	
2	105017301	Flywheel, EX40	1	
3	105017401	Coil, Ignition, CDI, EX40	1	
4	105017501	Asm, Bolt-Washer, Coil, EX40	2	
5	105017601	Asm, Wire, Coil Control, EX40	1	
6	105017701	Clamp, Coil Control Wire, EX40	1	
7	105017901	Cap, Spark Plug, EX40	1	
8	47539956001	Spark Plug, Ex40, Brp4hs	1	



001004-001

8
G

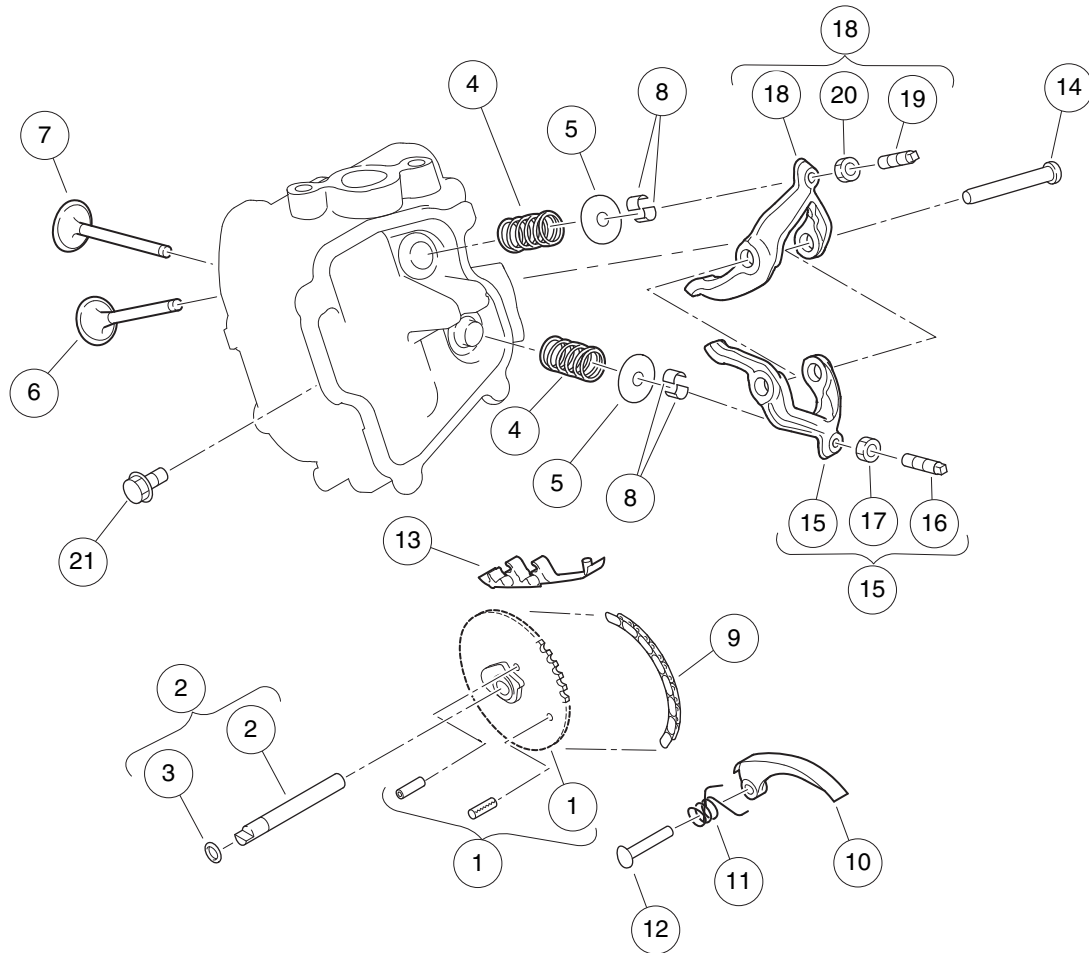
8
G



001005-002

CYLINDER HEAD – EX40

ITEM	PART NO.	DESCRIPTION	QTY	8
		1 2 3 4		G
1	105011901	Asm, Cylinder Head, EX40 (includes items 2 through 7)	1	
2	105010101	Clip, Retainer Plate, EX40	1	
3	105010201	Seal, Valve, EX40	2	
4	105010301	Plate, Retainer, EX40	1	
5	105010801	Stud, Mounting, Exhaust, EX40	2	
6	105010901	Stud, Mounting, Intake, EX40	2	
7	105018501	Guide, Valve, EX40	2	
8	105012001	Gasket, Head, EX40	1	
9	105012101	Bolt, Head, M10x1.25x75, EX40	4	
10	105012201	Bolt, Head, M8x1.25x35, EX40	2	
11	105012301	Cover, Rocker, EX40	1	
12	105012601	Bolt, Flange, M6x1.0x12, EX40	4	
13	47540040001	Gasket, Rocker Cover, Sub	1	



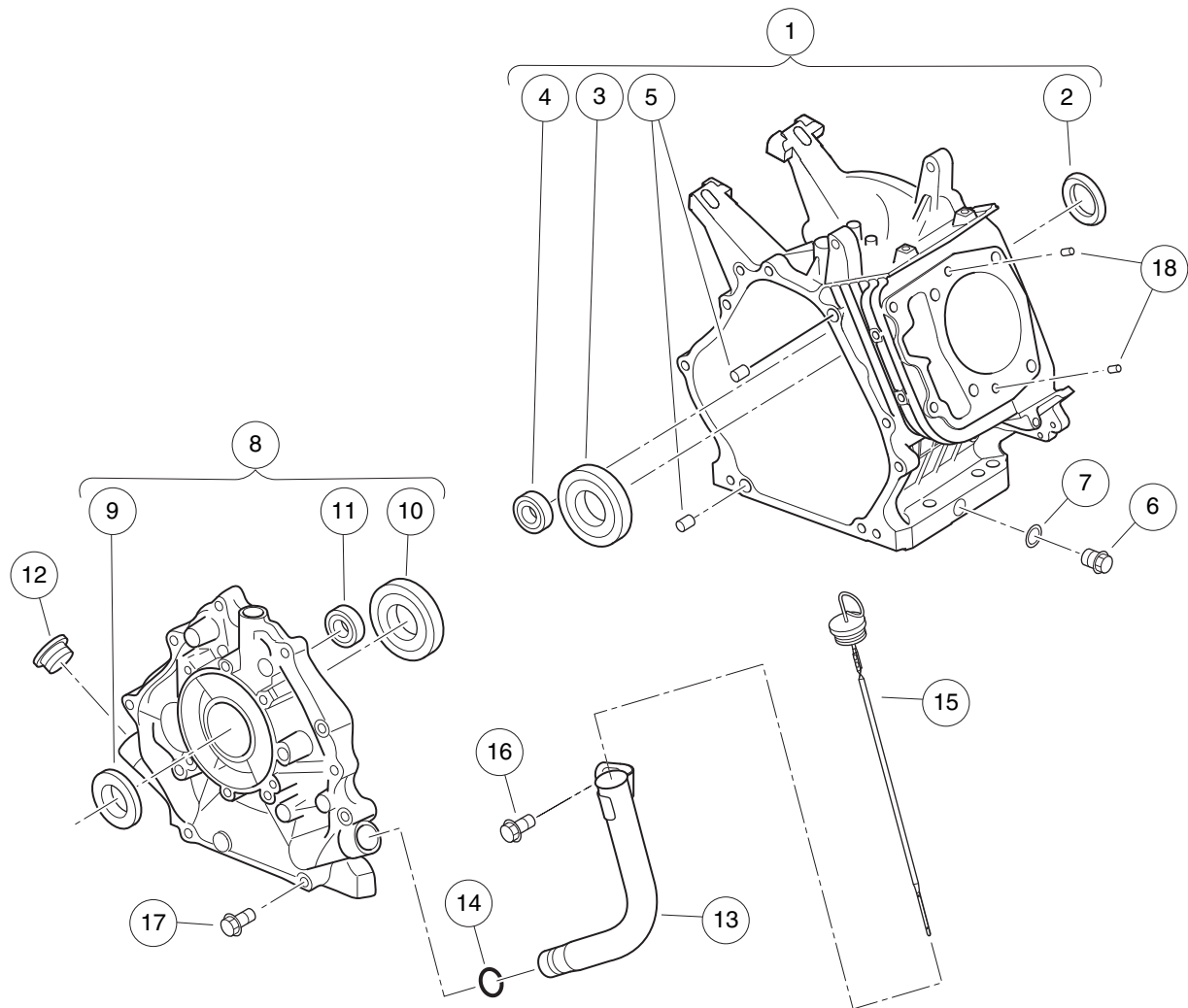
001006-001

VALVETRAIN AND TIMING CHAIN – EX40

ITEM	PART NO.	DESCRIPTION	QTY
		1 2 3 4	
1	105014201	Asm, Cam/Chain Sprocket, EX40	1
2	105014301	Asm, Camshaft and O-ring, EX40 (includes item 3)	1
3	105014401	O-ring, Camshaft, EX40	1
4	105014501	Spring, Valve, EX40	2
5	105014601	Retainer, Spring, EX40	2
6	105014701	Valve, Intake, EX40	1
7	105014801	Valve, Exhaust, EX40	1
8	105014901	Collet, Valve, EX40	4
9	105015001	Chain, Timing, EX40	1
10	105015101	Tensioner, Chain, EX40	1
11	105015201	Spring, Tension, EX40	1
12	105015301	Pin, Tensioner, EX40	1
13	105015401	Guide, Chain, EX40	1
14	105015501	Shaft, Rocker, EX40	1
15	105015601	Asm, Rocker Arm, Intake, EX40 (includes items 16 and 17)	1
16	105015801	Screw, Adjust, Valve, EX40	1
17	105015901	Nut, Adjust, Valve, EX40	1
18	105015701	Asm, Rocker Arm, Exhaust, EX40 (includes items 19 and 20)	1
19	105015801	Screw, Adjust, Valve, EX40	1
20	105015901	Nut, Adjust, Valve, EX40	1
21	105016001	Bolt, Flange, M6x1.0x8, EX40	1

8

G

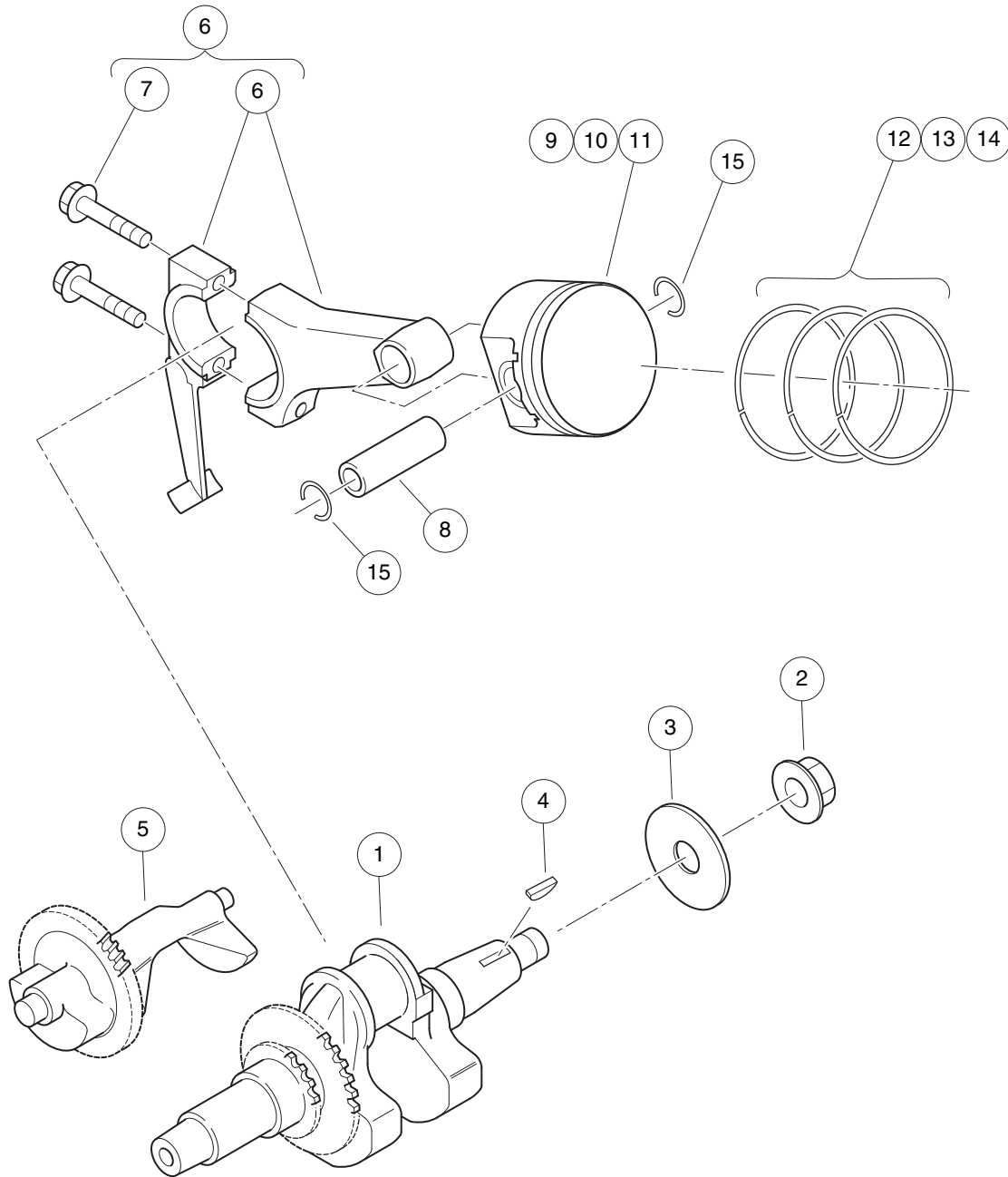


001007-001

CRANKCASE – EX40

ITEM	PART NO.	DESCRIPTION	QTY
		1 2 3 4	
1	105010001	Crankcase, EX40 (includes items 2 through 5)	1
2	105010401	Seal, Oil, Crankshaft, EX40	1
3	105010501	Bearing, Crankshaft, EX40	1
4	105010601	Bearing, Balance Shaft, EX40	1
5	105010701	Pin, Guide, Crankcase, EX40	2
6	105011001	Plug, Oil Drain, EX40	2
7	105011101	Gasket, Oil Drain Plug, EX40	2
8	105011201	Asm, Cover, Crankcase, EX40 (includes items 9 through 11)	1
9	105010401	Seal, Oil, Crankshaft, EX40	1
10	105010501	Bearing, Crankshaft, EX40	1
11	105010601	Bearing, Balance Shaft, EX40	1
12	105011301	Plug, Rubber, Crankcase, EX40	1
13	105011401	Tube, Oil Filler, EX40	1
14	105011501	O-ring, Oil Filler Tube, EX40	1
15	105011601	Dipstick, EX40	1
16	105011701	Bolt, Filler Tube, M8x1.25x12, EX40	1
17	105011801	Bolt, Case Cover, M8x1.25x38, EX40	8
18	105012501	Pin, Guide, Head, EX40	2

8
G



001008-001

CRANKSHAFT AND PISTON – EX40

ITEM	PART NO.	DESCRIPTION	QTY	8
		1 2 3 4		G
1	105012701	Crankshaft, EX40	1	
2	105012801	Nut, Crankshaft M18x1.5 Ex40	1	
3	105012901	Washer, Crankshaft Ex40	1	
4	105013001	Key, Woodruff, Crankshaft, EX40	1	
5	105013101	Shaft, Balance, EX40	1	
6	105013201	Asm, Rod, Connecting, EX40 (includes item 7)	1	
7	105013301	Bolt, Rod M8x1.25x40 Ex40	2	
8	105013401	Pin, Piston, EX40	1	
9	105013501	Piston, Standard, EX40	1	
10	105013601	Piston, 0.25 mm Oversize, EX40	1	
11	105013701	Piston, 0.50 mm Oversize, EX40	1	
12	105013801	Set, Piston Ring, Standard, EX40	1	
13	105013901	Set, Piston Ring, 0.25 mm Oversize, EX40	1	
14	105014001	Set, Piston Ring, 0.50 mm Oversize, EX40	1	
15	105014101	Clip, Piston Pin, EX40	2	

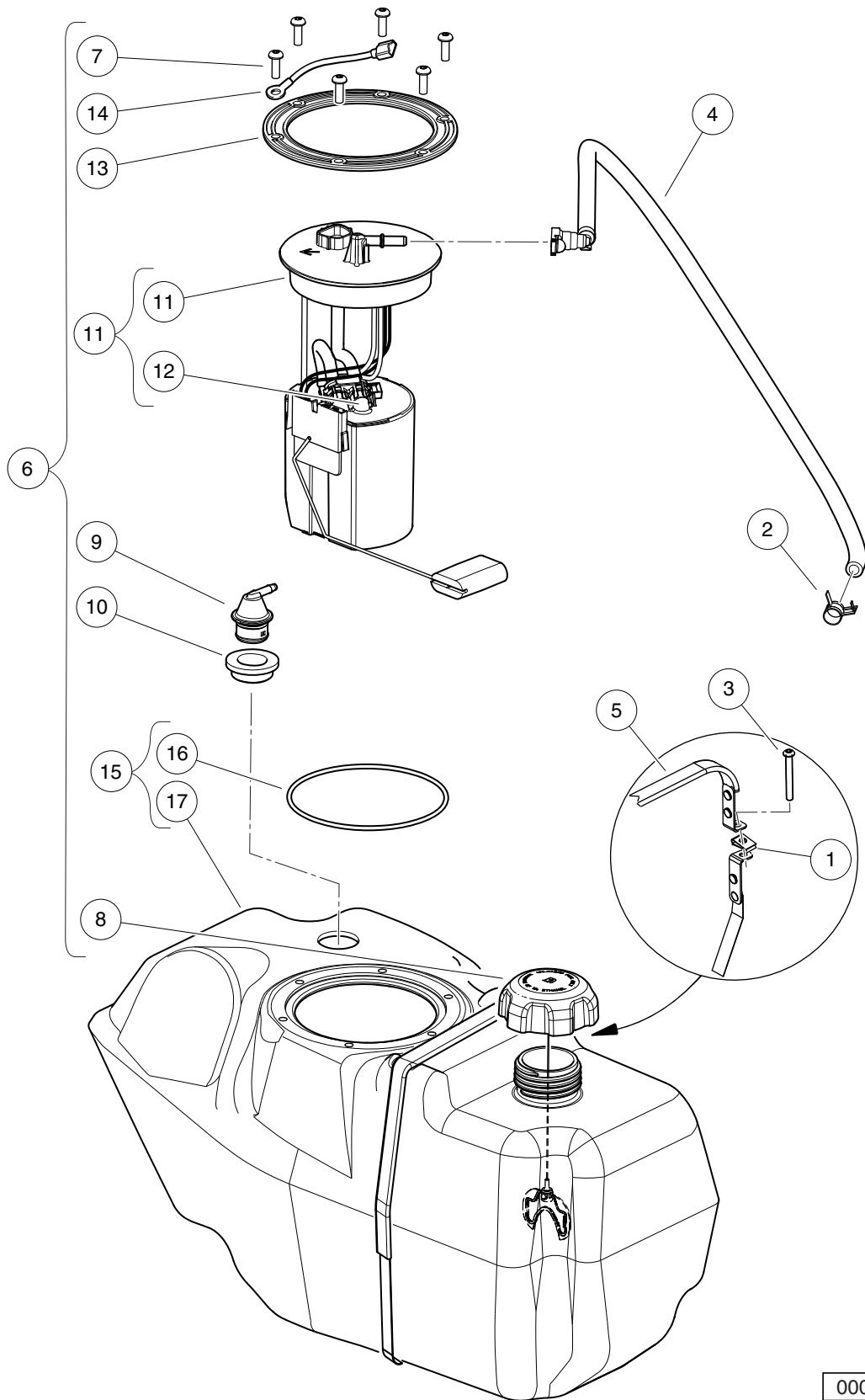
8

G

FUEL SYSTEM – EFI

9

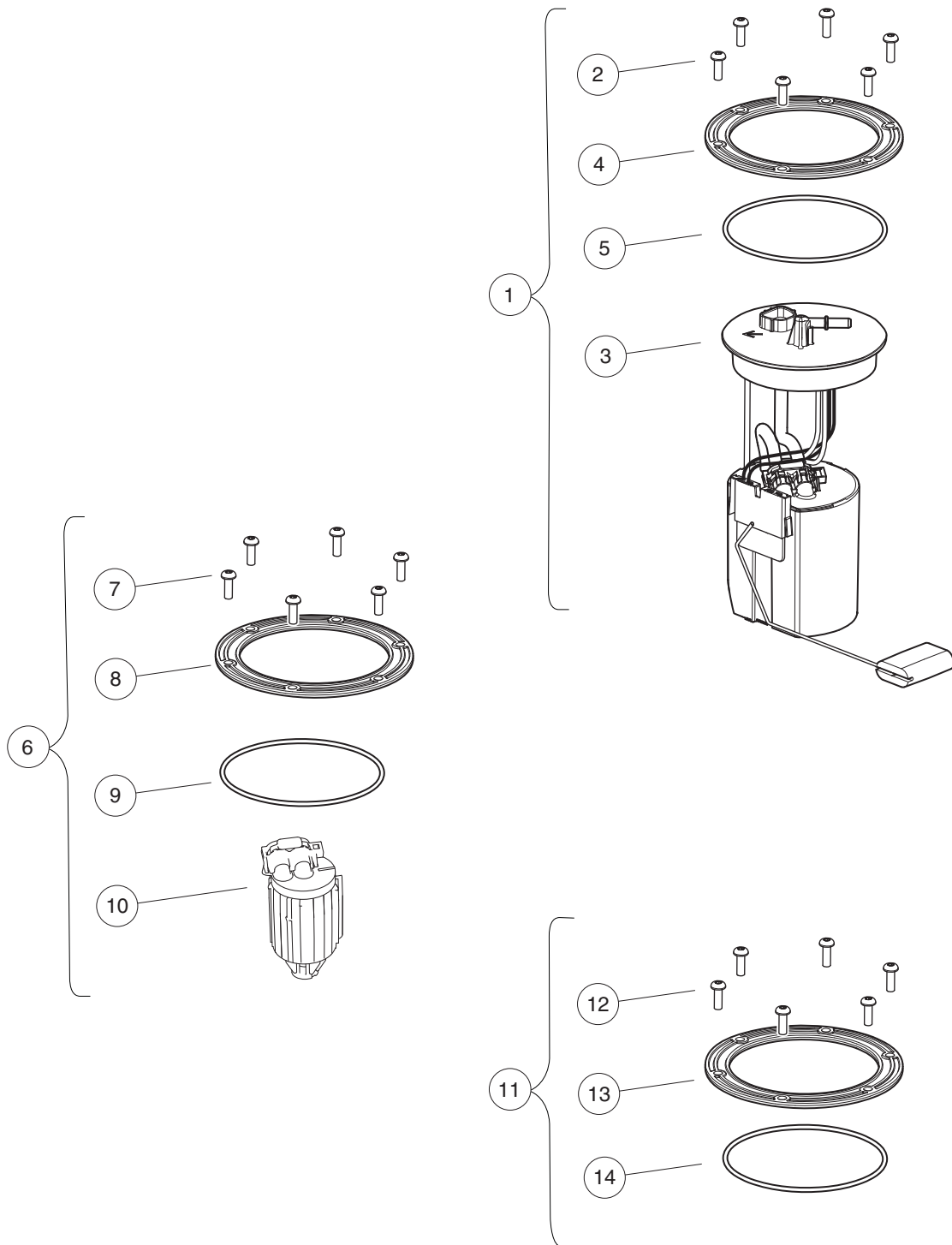
G



000975-002

FUEL SYSTEM WITH SENDING UNIT, TOP FILL – EFI

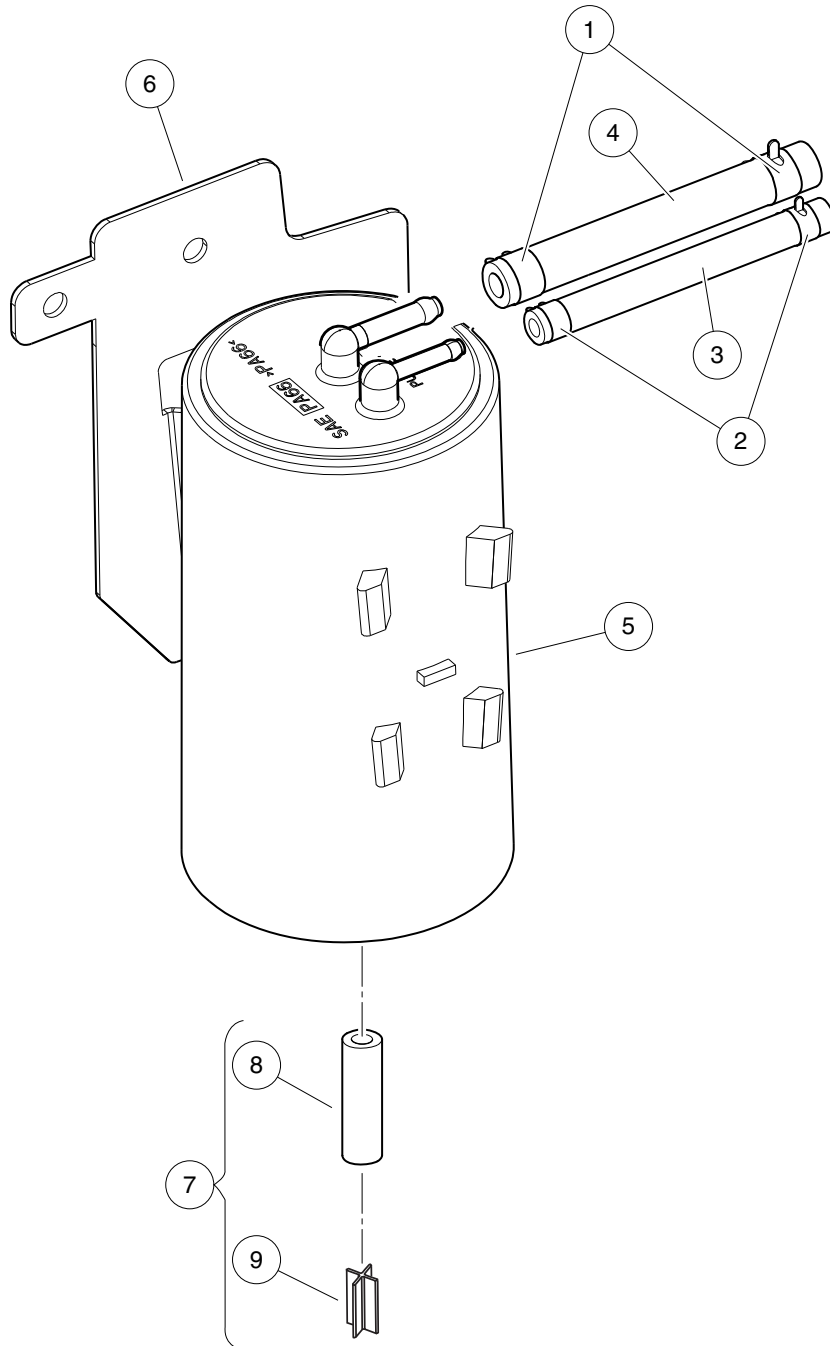
ITEM	PART NO.	DESCRIPTION	QTY	9
		1 2 3 4		G
1	1014116	Nut, 1/4-20 Speed	1	
2	102411203	Clamp, Hose, Ctb 14mm Dia.	1	
3	103306301	Screw, Bhsc, 1/4-20 X 2.0	1	
4	105043501	Asm, Fuel Line, Utility	1	
5	105093601	Retention Strap, Tank	1	
6	105215401	Asm, Tank, Fuel, Top, Complete, w/Sending Unit (includes items 7 through 10)	1	
7	103372101	Cap, Fuel Tank, Gas, Ratchet	1	
8	103905201	Assembly, Vent, Fuel, 1/4 Inch O.D.	1	
9	103944301	Grommet, Fuel Tank, Vent	1	
10	105143301	Wire, Ground, Fuel Tank	1	



000977-005

FUEL TANK KITS – EFI

ITEM	PART NO.	DESCRIPTION	QTY	9
		1 2 3 4		G
1	105282901	Kit, Fuel Pump Module (includes items 2 through 5)	1	
2	102025801	Screw, 1/4-20 X .75 Torx Pn Hd	6	
3	105043401	Fuel Pump Module, with Sending Unit	1	
4	105043801	Fuel Module, Hold Down Ring	1	
5	105043901	O-Ring, Fuel Module	1	
6	105282902	Kit, Fuel Filter (includes items 7 through 10)	1	
7	102025801	Screw, 1/4-20 X .75 Torx Pn Hd	6	
8	105043801	Fuel Module, Hold Down Ring	1	
9	105043901	O-Ring, Fuel Module	1	
10	105073001	Fuel Filter, EX40, EFI	1	
11	105282903	Kit, O-ring (includes items 12 through 14)	1	
12	102025801	Screw, 1/4-20 X .75 Torx Pn Hd	6	
13	105043801	Fuel Module, Hold Down Ring	1	
14	105043901	O-Ring, Fuel Module	1	

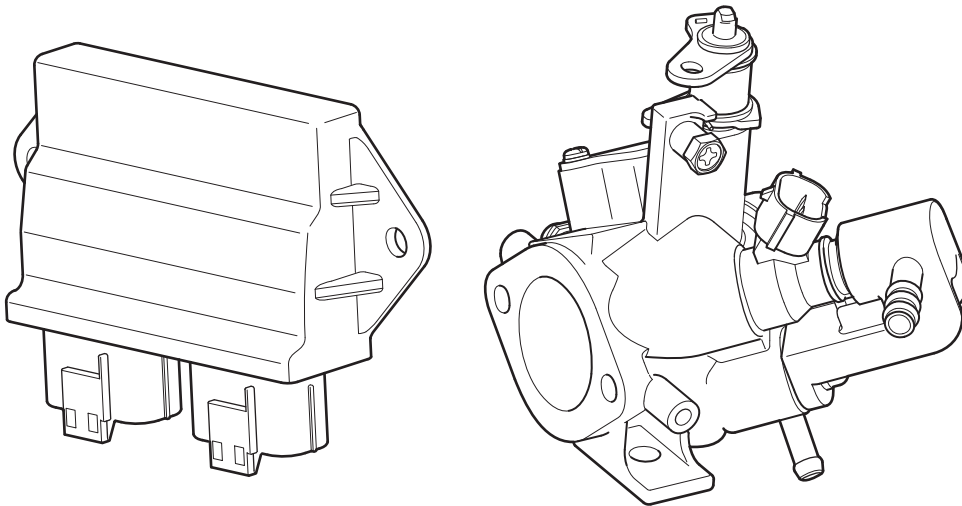


000980-005

CARBON CANISTER – EFI, CARRYALL 100

ITEM	PART NO.	DESCRIPTION	QTY	9
		1 2 3 4		G
1	1012649	Clamp, 0.460 Red Hose	2	
2	1013746	Clamp, 0.301 ID Hose	2	
3	1015137	Fuel Line, 3/16 (available by the foot)	1	
4	102865101	Fuel Line, 1/4 (available by the foot)	1	
5	103372401	Canister, Carbon	1	
6	103452001	Brkt, Mtg, Carbon Canister	1	
7	103756401	Asm, Vent Line, Carbon Canister (includes items 8 and 9)	1	
8	N/A	Hose, Vent, 5/16 I.D., Bulk	1	
9	N/A	Vent, Barb, 5/16 I.D. Hose	1	

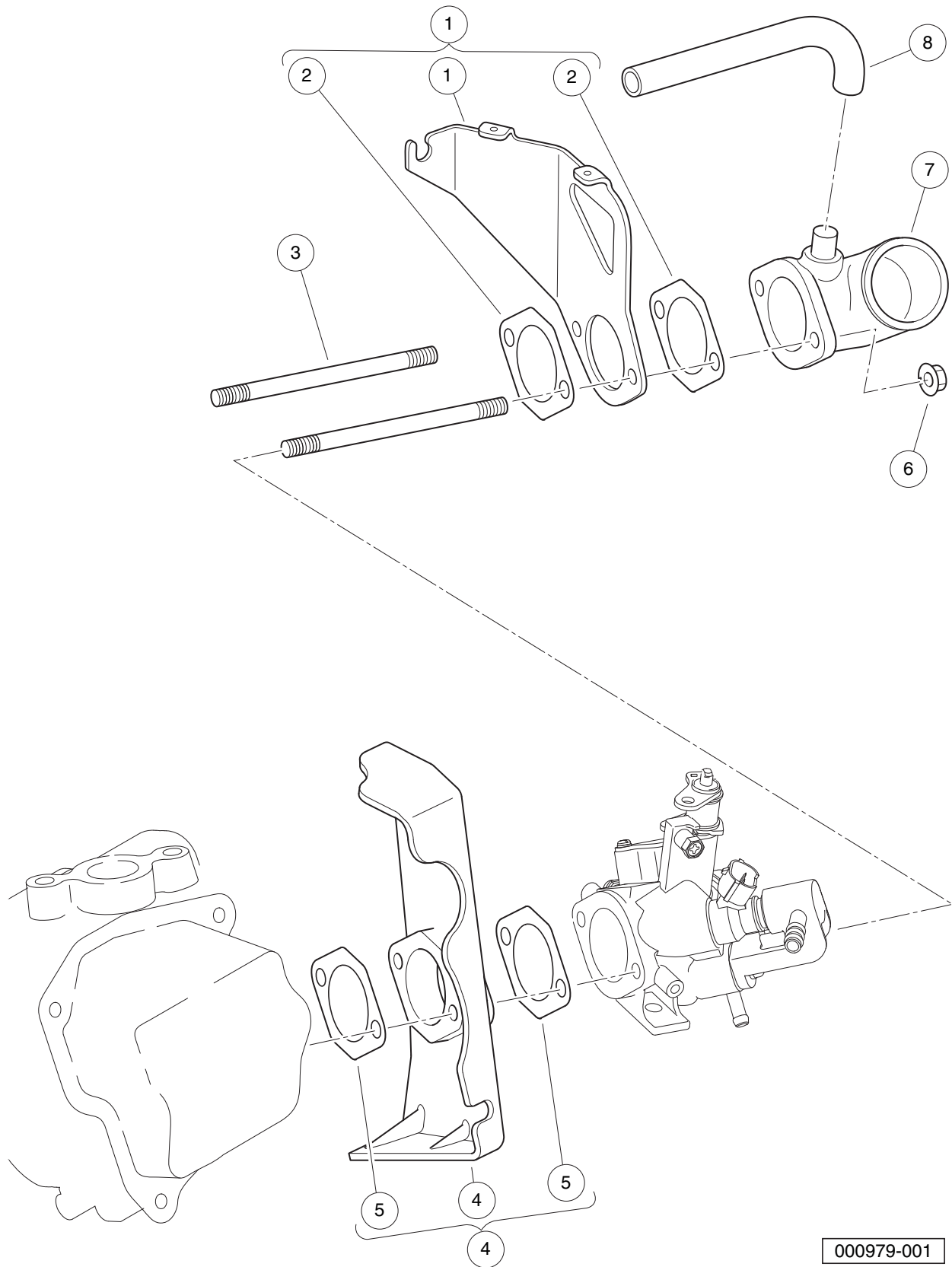
1



000964-001

THROTTLE BODY AND ECU – EFI

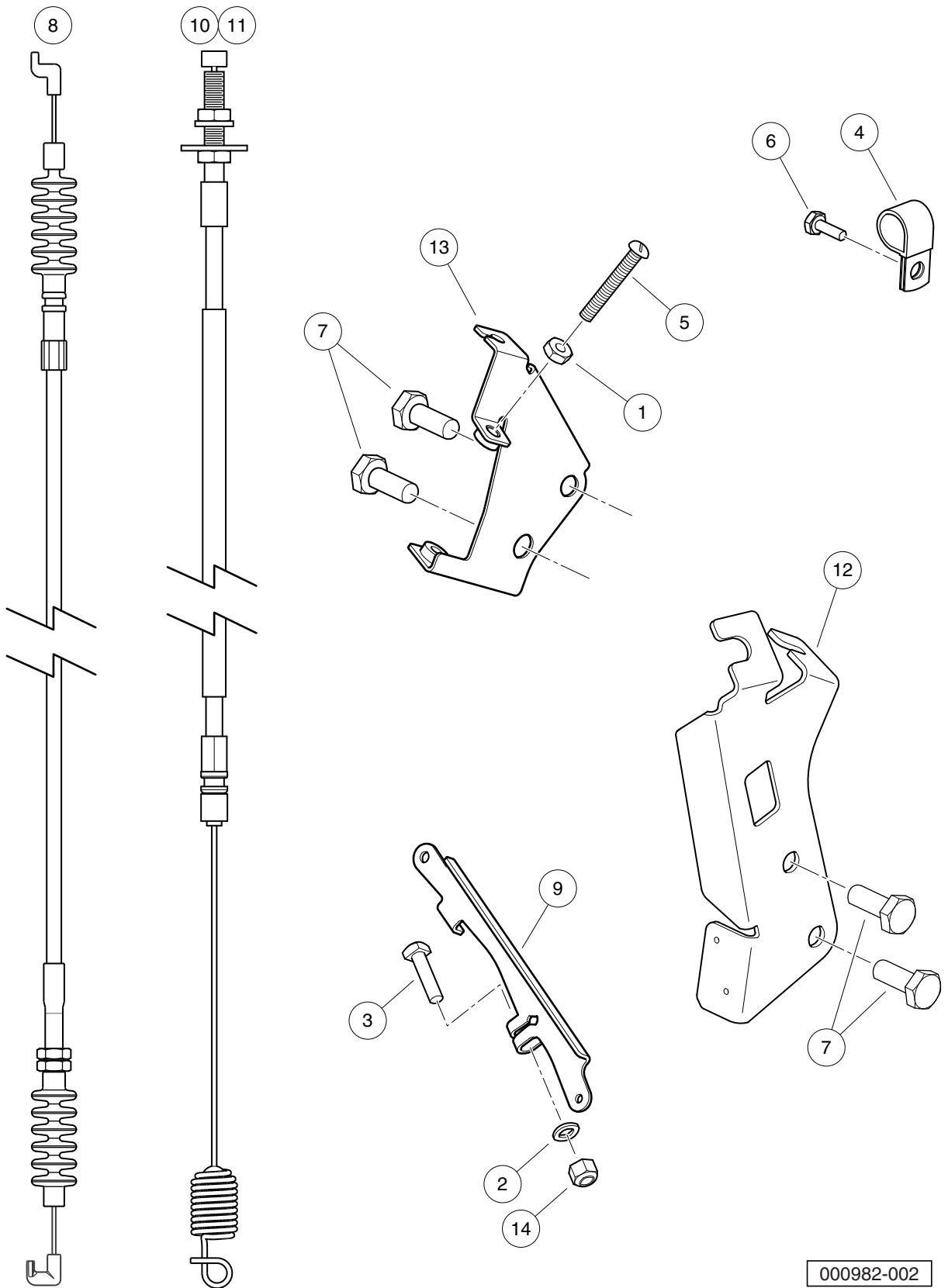
ITEM	PART NO.	DESCRIPTION	QTY	9
1	105017201	<div>1 2 3 4</div> Asm, Throttle Body/Fuel Injector with ECU, EX40	1	G



000979-001

THROTTLE BODY MOUNTING – EFI

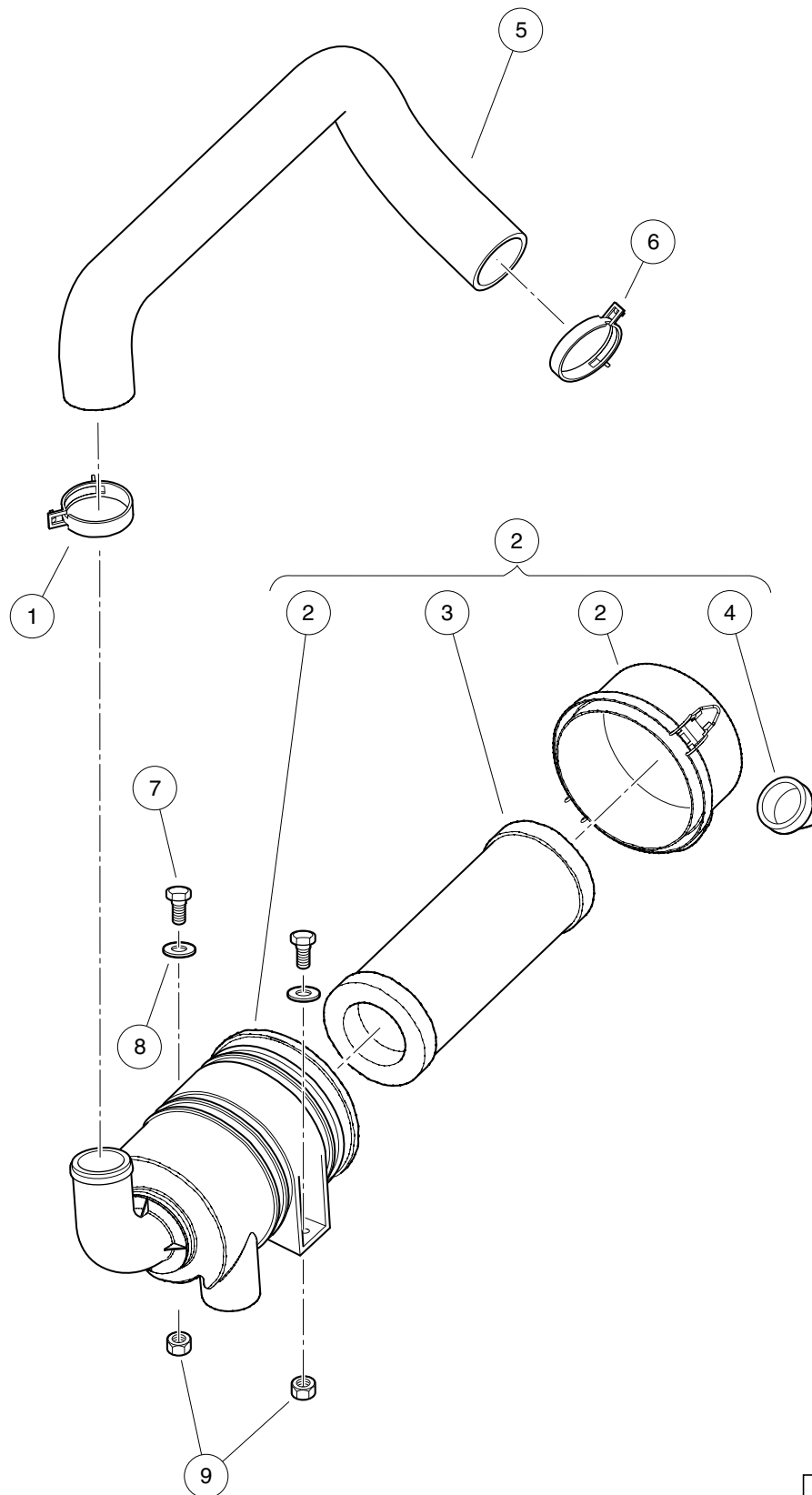
ITEM	PART NO.	DESCRIPTION	QTY	9
		1 2 3 4		G
1	103983501	Bracket, Operation, EX40 (includes item 2)	1	
2	105016201	Gasket, Insulator, EX40	2	
3	105010901	Stud, Mounting, Intake, EX40	2	
4	105016101	Insulator, EX40 (includes item 5)	1	
5	105016201	Gasket, Insulator, EX40	2	
6	105016301	Nut, Intake Adapter, M6x1.0, EX40	2	
7	105016401	Adapter, Air Intake, EX40	1	
8	105016501	Hose, Breather, EX40	1	



000982-002

GOVERNOR AND ACCELERATOR CABLES – EFI

ITEM	PART NO.	DESCRIPTION	QTY	9
		1 2 3 4		G
1	1011114	Nut, M6-1.00 Hex	1	
2	1014007	Washer, 1/4, Flat	1	
3	101886101	Screw, 1/4-20 X 1.00, Square-Head	1	
4	102410604	P-clamp, Insulated, 0.625 Inch	1	
5	102476401	Bolt, Stop, Pedal	1	
6	102490301	Bolt, M6 X 1 X 16, Loctite	1	
7	102498201	Bolt, M10 X 1.25 X 25, Loctite	4	
8	103978001	Cable, Governor, EX40	1	
9	104023501	Arm, Governor, ED65	1	
10	105007402	Cable, Accelerator, Utility, Low-Speed	1	
11	105007403	Cable, Accelerator, Utility, Std-Speed	1	
12	105135101	Bracket, Cable, FNR/Accelerator, ED65	1	
13	105144401	Weldment, Governor Bracket	1	
14	8233	Locknut, 1/4-20, Nylon Insert	1	



000983-001

AIR FILTER SYSTEM AND INTAKE HOSE – EFI

ITEM	PART NO.	DESCRIPTION	QTY	9
		1 2 3 4		G
1	102411209	Clamp, Hose, Ctb 55mm Dia.	1	
2	105009101	Air Cleaner, Utility with EFI (includes items 3 and 4)	1	
3	102558201	Air Filter, 4 Inch	1	
4	102725501	Valve, Evacuator, Filter Air	1	
5	105043001	Hose, Air Intake, Utility with EFI	1	
6	105088501	Clamp, Ctb, 49mm Dia, W/clip	1	
7	1218	Screw, 5/16-18 X 1.25 Hex-Head Cap	2	
8	1241	Washer, 5/16 Type A Flat	2	
9	7473	Locknut, 5/16-18 Nylon Insert	2	

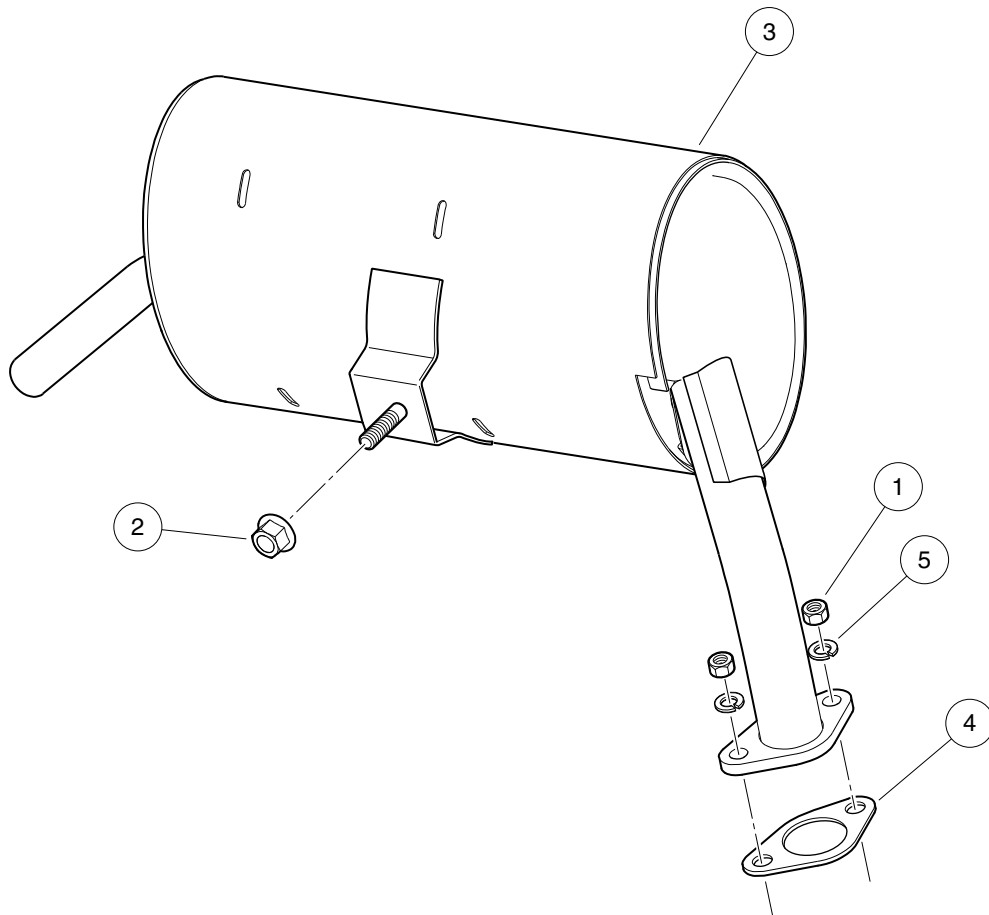
9

G

EXHAUST SYSTEM – EX40 ENGINE

10

G



000948-001

EXHAUST SYSTEM – UTILITY

ITEM	PART NO.	DESCRIPTION	QTY	10
		1 2 3 4		G
1	1012528	Nut, M8-1.25 Hex	2	
2	102617201	Nut, Flanged, M10 X 1.5, Mechanically Deformed	1	
3	105214101	Exhaust, Low, Ex40, Utl	1	
4	47539957001	Gasket, Exhaust, Ex40, Graphite	1	
5	7174	Lockwasher, 5/16 Split	2	

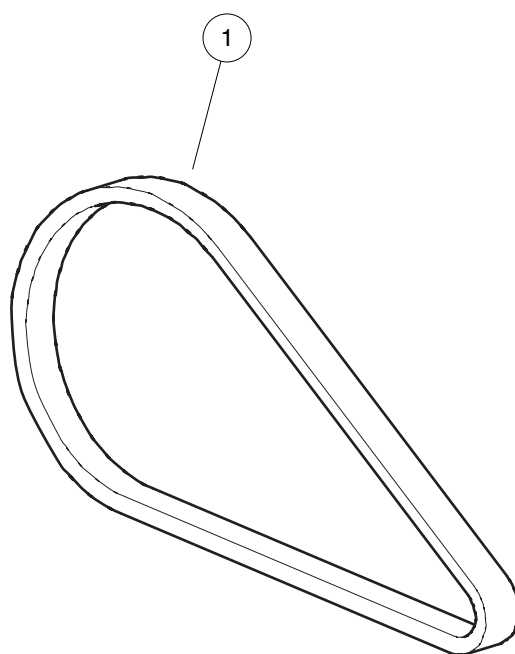
10

G

DRIVE BELT AND CLUTCHES – EX40

11

G



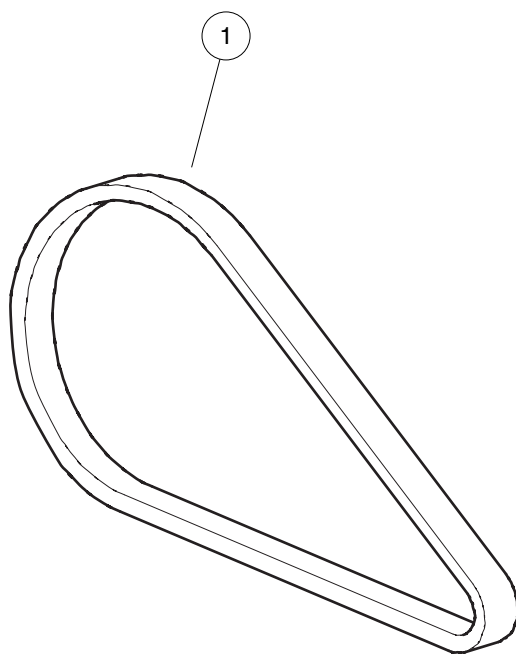
000918-001

DRIVE BELT – KEY-START VEHICLES WITH EFI

ITEM	PART NO.	DESCRIPTION	QTY
1	103974102	<div>1 2 3 4</div> <div>Belt, Drive, Key-Start</div>	1

11

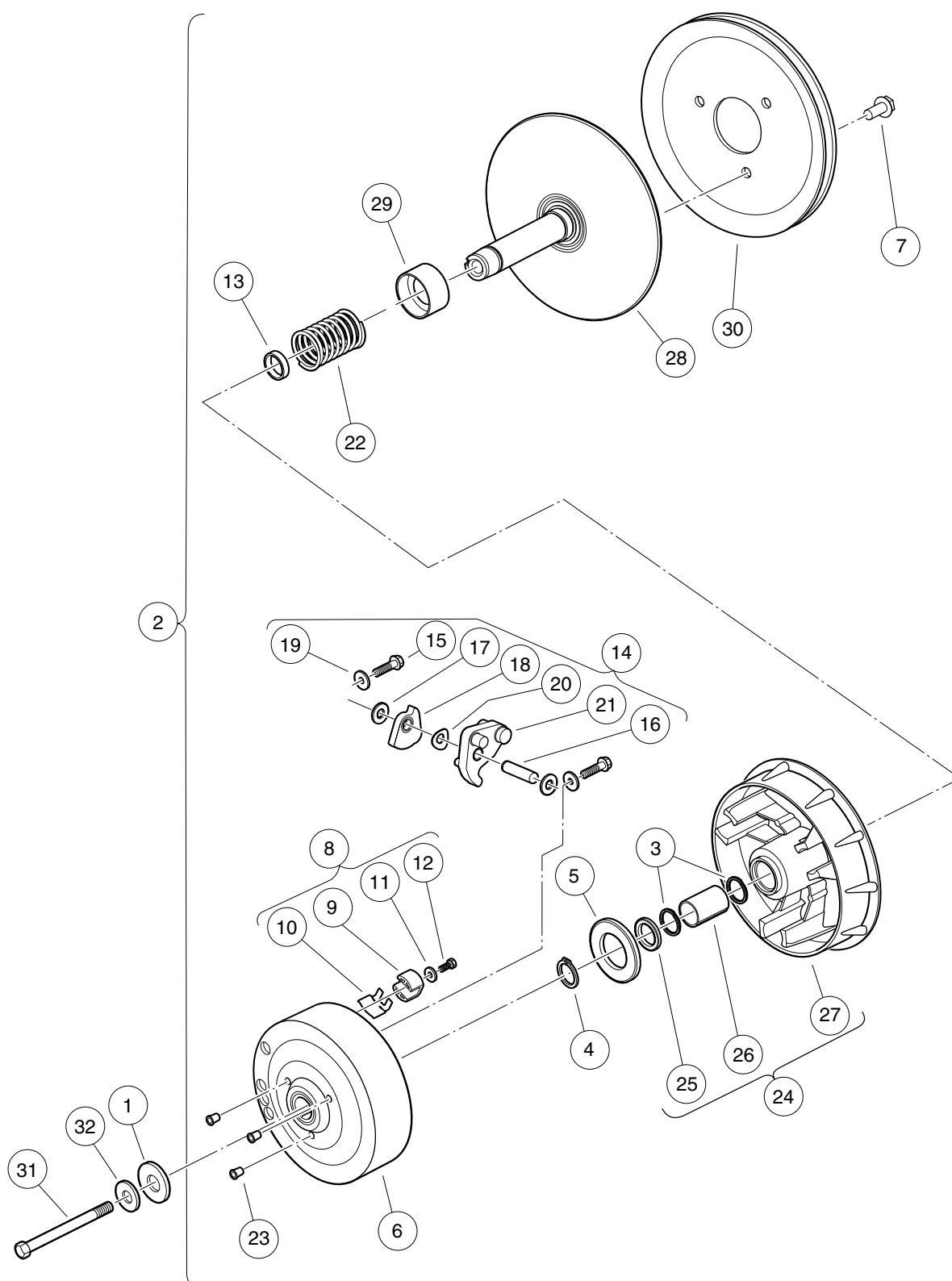
G



000918-001

DRIVE BELT – PEDAL-START VEHICLES WITH EFI

ITEM	PART NO.	DESCRIPTION	QTY	11
1	105245801	<div> <div>1 2 3 4</div> <div>Belt, Drive, Pedal-Start</div> </div>	1	G

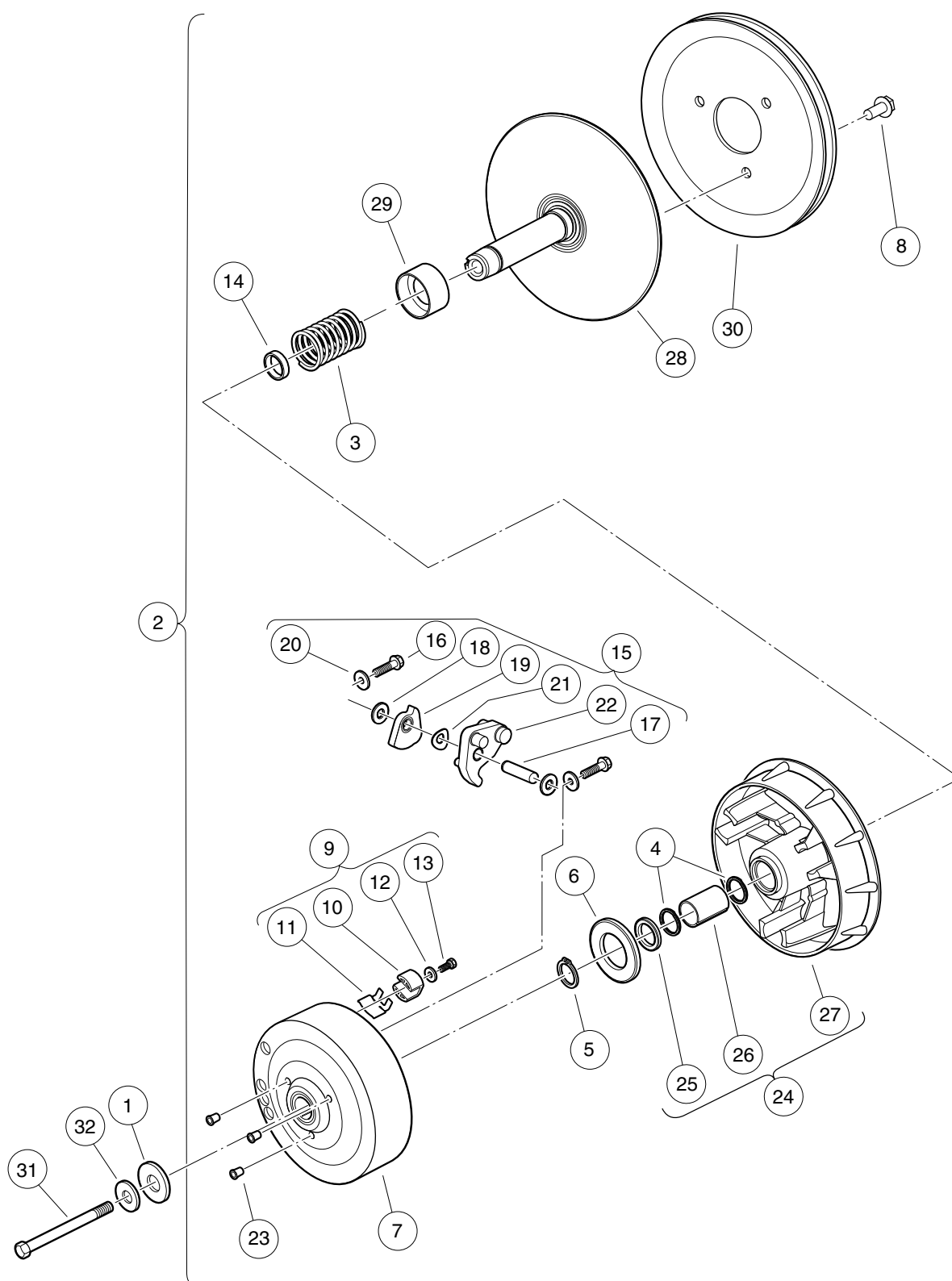


000958-002

DRIVE CLUTCH – KEY-START VEHICLES

ITEM	PART NO.	DESCRIPTION	QTY
		1 2 3 4	
1	102491501	Washer, Hard, M10	1
2	103973902	Clutch, Drive, Key-Start (includes items 3 through 30)	1
3	1014056	Ring, Spiral Backup	2
4	1014057	Ring, 0.810" Internal Retaining	1
5	1014058	Thrust Washer	1
6	1014059	Drive Hub Assy, Drive Clutch	1
7	1014288	Screw, 5/16-18 X 0.75, Thread-Forming	3
8	1014453	Kit, Drive Clutch Button (includes items 9 through 12)	1
9	1014062	Driver, Drive Clutch	3
10	1014287	Spring, Drive Button	3
11	183	Washer, #10, Type A, Flat	3
12	8450	Screw, #10-24 X 0.50, Hex-Head	3
13	1016289	Spacer, Fixed Face Shaft	1
14	1016801	Kit, Drive Clutch Weight (includes items 15 through 21)	1
15	1014063	Screw, 1/4-20 X 1.00, Hex Head	6
16	N/A	Pin, Dowel, 0.3752 x 1.50	3
17	1014065	Washer, Flat, 0.38" ID, Delrin	6
18	N/A	Clutch Weight, Secondary	3
19	N/A	Washer	6
20	1016201	Washer, Wave	3
21	N/A	Weight, Primary	3
22	1016901	Spring, Drive Clutch	1
23	N/A	Cap Plug	3
24	103974201	Asm, Sheave, Moveable, Drive, Wr (includes items 25 through 27)	1
25	1014055	Retainer	1
26	N/A	Bushing, Split, Drive Clutch	1
27	N/A	Sheave, Moveable, Drive, Wr	1
28	103974401	Sheave, Fixed, Drive, Wr	1
29	103984601	Spacer, Idler, Drive	1
30	105096101	Pulley, 7.3 Inch Effective Dia	1
31	103976101	Screw, 3/8-24x5.75, Patch	1
32	334	Washer, 3/8, Type A, Flat	1

11
G

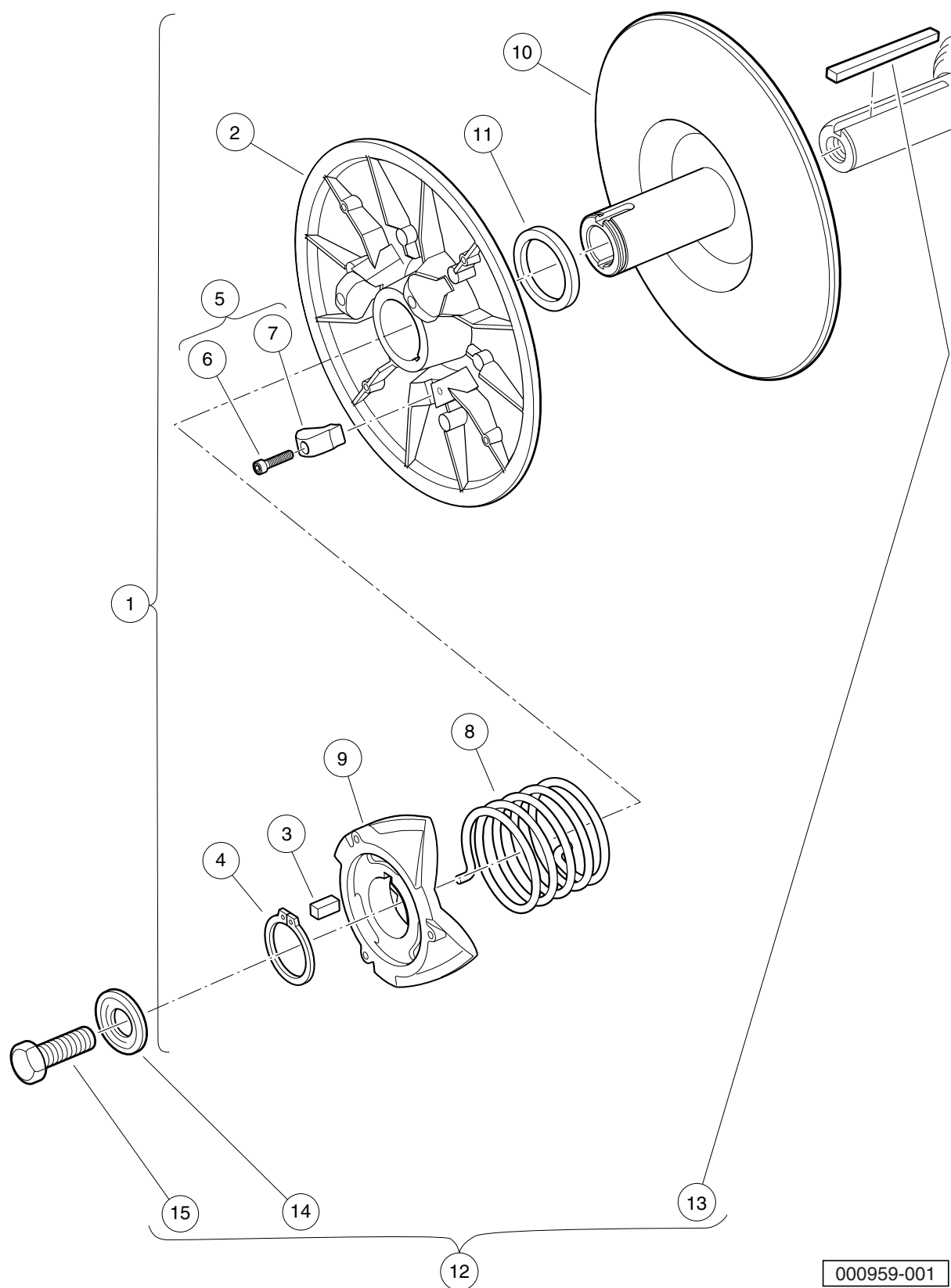


000958-001

DRIVE CLUTCH – PEDAL-START VEHICLES WITH EFI

ITEM	PART NO.	DESCRIPTION	QTY
		1 2 3 4	
1	102491501	Washer, Hard, M10	1
2	103973901	Clutch, Drive, Pedal-Start (includes items 3 through 30)	1
3	1014051	Spring, Drive Clutch	1
4	1014056	Ring, Spiral Backup	2
5	1014057	Ring, 0.810" Internal Retaining	1
6	1014058	Thrust Washer	1
7	1014059	Drive Hub Assy, Drive Clutch	1
8	1014288	Screw, 5/16-18 X 0.75, Thread-Forming	3
9	1014453	Kit, Drive Clutch Button (includes items 10 through 13)	1
10	1014062	Driver, Drive Clutch	3
11	1014287	Spring, Drive Button	3
12	183	Washer, #10, Type A, Flat	3
13	8450	Screw, #10-24 X 0.50, Hex-Head	3
14	1016289	Spacer, Fixed Face Shaft	1
15	1016801	Kit, Drive Clutch Weight (includes items 16 through 22)	1
16	1014063	Screw, 1/4-20 X 1.00, Hex Head	6
17	N/A	Pin, Dowel, 0.3752 x 1.50	3
18	1014065	Washer, Flat, 0.38" ID, Delrin	6
19	N/A	Clutch Weight, Secondary	3
20	N/A	Washer	6
21	1016201	Washer, Wave	3
22	N/A	Weight, Primary	3
23	N/A	Cap Plug	3
24	103974201	Asm, Sheave, Moveable, Drive, Wr (includes items 25 through 27)	1
25	1014055	Retainer	1
26	N/A	Bushing, Split, Drive Clutch	1
27	N/A	Sheave, Moveable, Drive, Wr	1
28	103974401	Sheave, Fixed, Drive, Wr	1
29	103984601	Spacer, Idler, Drive	1
30	105096101	Pulley, 7.3 Inch Effective Dia	1
31	103976101	Screw, 3/8-24x5.75, Patch	1
32	334	Washer, 3/8, Type A, Flat	1

11
G



000959-001

DRIVEN CLUTCH (STANDARD SPEED) – KEY START AND PEDAL START

ITEM	PART NO.	DESCRIPTION	QTY
		1 2 3 4	
1	103974002	Clutch, Driven, Std-Speed, Key and Pedal Start (includes items 2 through 11)	1
2	1014072	Movable-Face Assembly with Bushing	1
3	1014078	Key, Driven Clutch	1
4	1014080	Ring, Retaining	1
5	1014454	Kit, Driven Clutch Button (includes items 6 and 7)	1
6	1012836	Screw, #8-32 X 3/4, Socket-Head Cap	3
7	N/A	Button, Drive	3
8	1017145	Spring, Driven Clutch, 55 Degree	1
9	1017686	Cam, Driven Clutch	1
10	103975301	Sheave, Fixed, Driven, Wr	1
11	104025101	Washer, Acetal, Driven Clutch	1
12	AM10419	Kit, Clutch Repair (includes items 13 through 15)	1
13	101833401	Key, 3/16 Sq X 1.50"	1
14	102155801	Washer, Driven Clutch	1
15	102242101	Screw, 5/16-18 X 3/4 Hex-Head with Patch	1

11

G

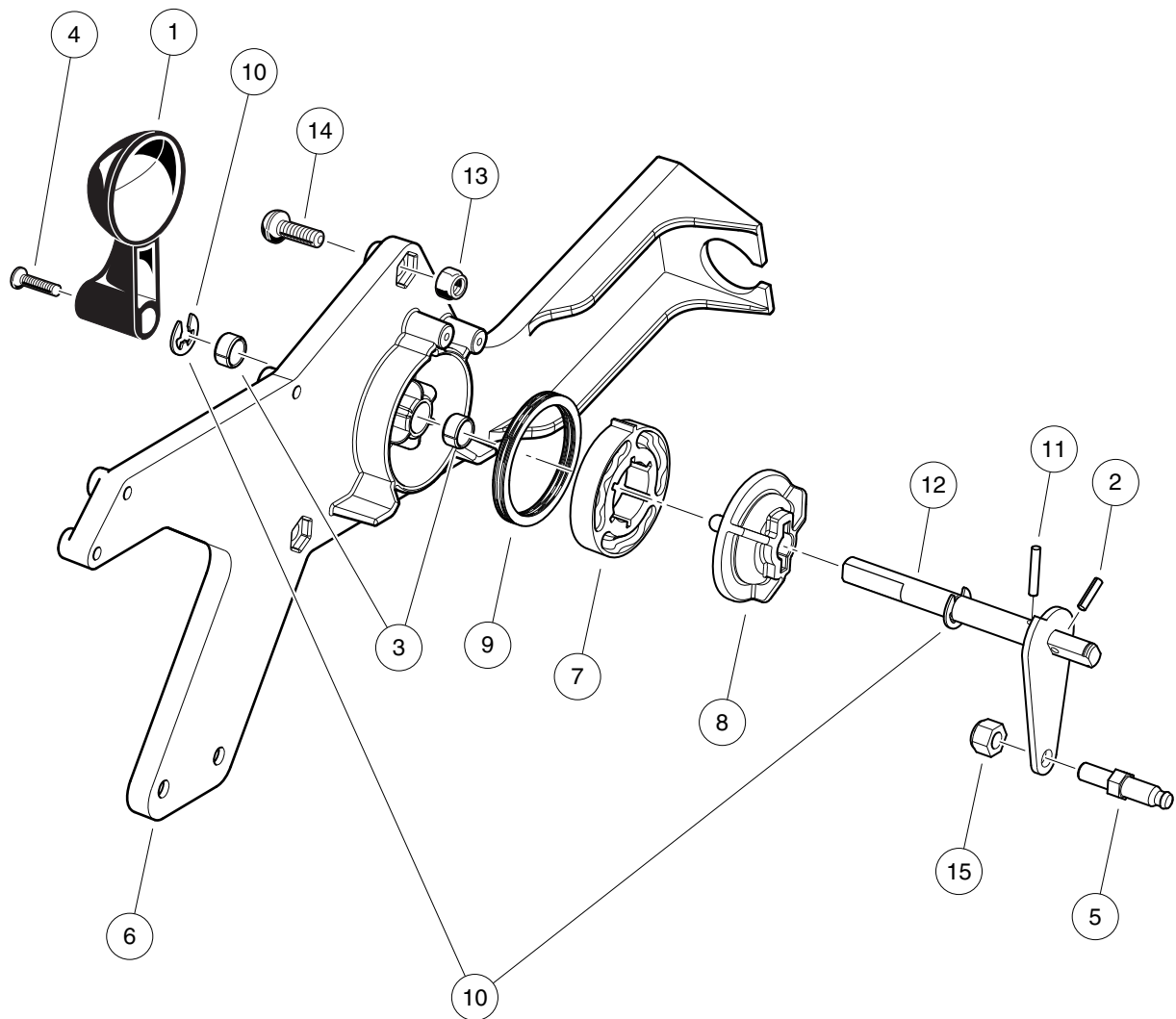
11

G

TRANSAXLE (FUJI ED65)

12

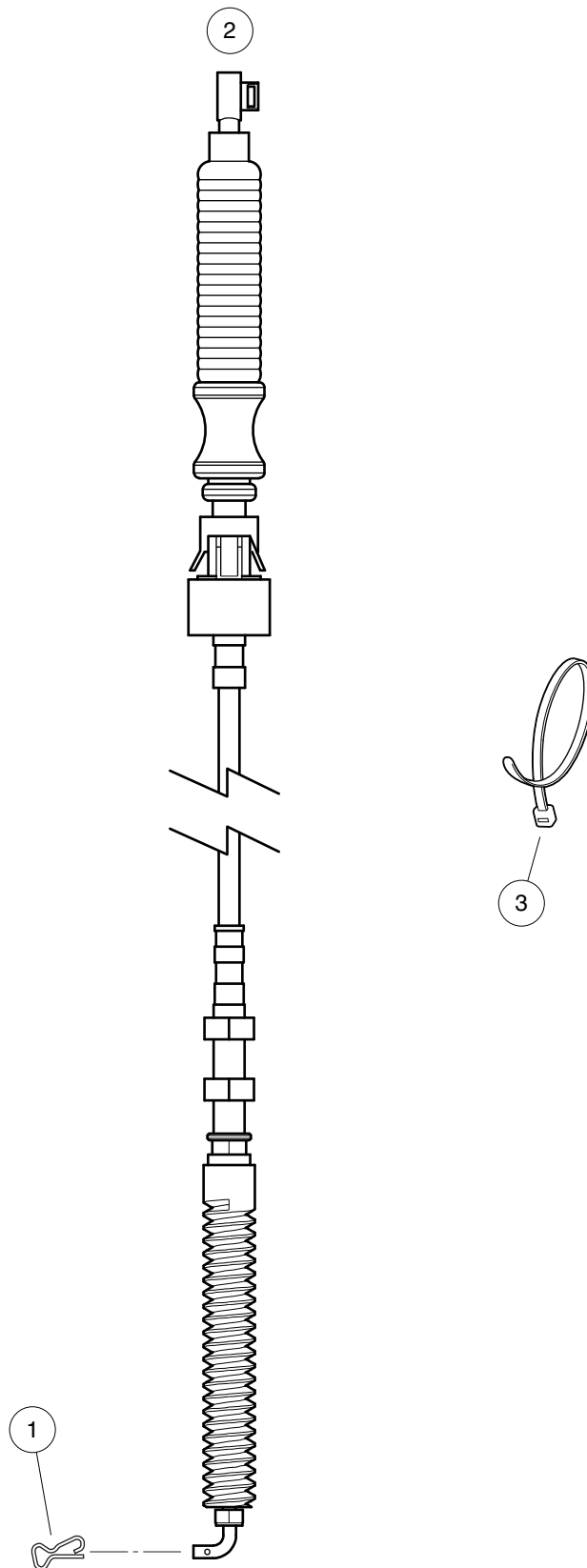
G



001012-001

FORWARD/REVERSE SHIFTER – EFI

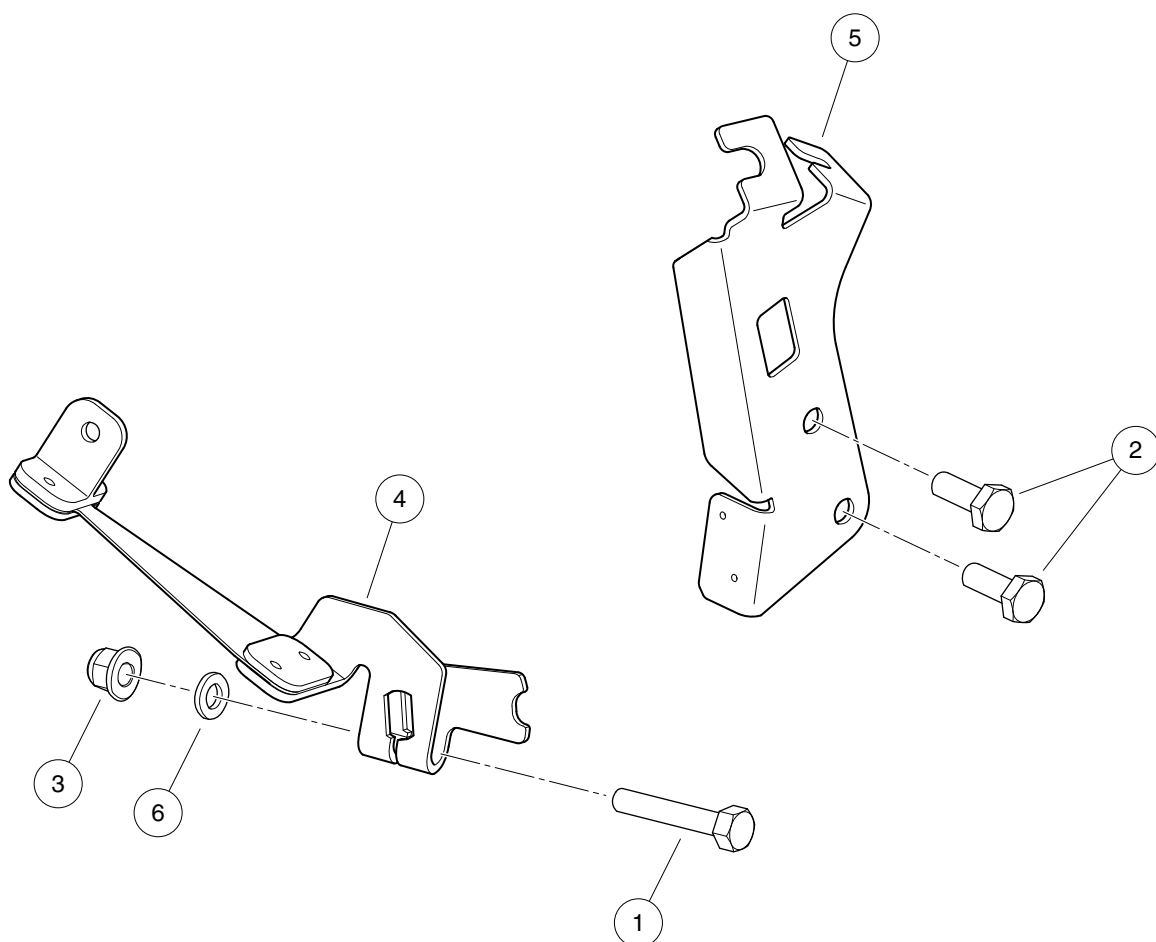
ITEM	PART NO.	DESCRIPTION	QTY	12	G
		1 2 3 4			
1	1012987	Handle, FNR	1		
2	1013591	Pin, Roll, 1/8 X 1/2	1		
3	1014145	Bushing, Secondary Weight, Split	2		
4	1015064	Screw, #8-32 X 0.63 Machine	1		
5	102526201	Stud, Thread, 1/4-28	1		
6	105037501	Housing, Gas FNR Body Shift	1		
7	105037601	Cam, FNR Detent, 45 Degree	1		
8	105037701	Follower, FNR Detent	1		
9	105038501	Spring, Wave, Gas FNR Shifter	1		
10	105039801	E-Clip, External, 8mm Groove	2		
11	105040401	Pin, Round, 0.125 Dia x 0.625	1		
12	105041201	Weldment, Shaft, FNR, Dash	1		
13	8233	Locknut, 1/4-20, Nylon Insert	3		
14	8248	Screw, 1/4-20 X 0.75, Truss-Head Machine	3		
15	8717	Locknut, Nylon Insert, 1/4-28	1		



000988-001

SHIFTER CABLE

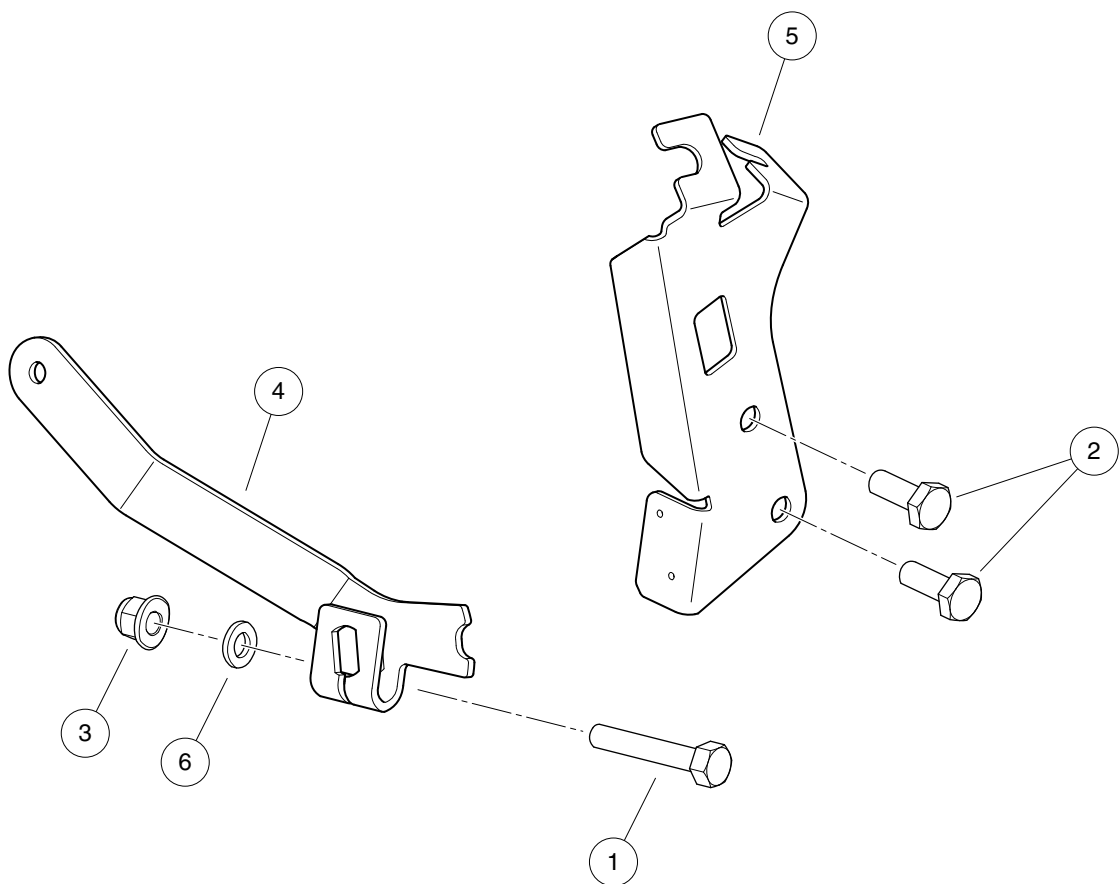
ITEM	PART NO.	DESCRIPTION	QTY	12
		1 2 3 4		G
1	103886601	Clip, Bowtie	1	
2	105038801	Cable, Shifter	1	
3	8990	Tie Wrap, 8" Nylon	A/R	



000965-001

SHIFT LEVER AND BRACKET – PEDAL-START ENGINES

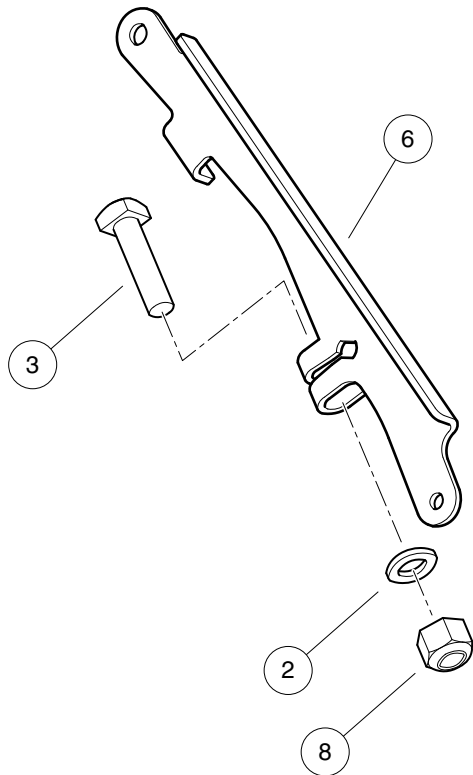
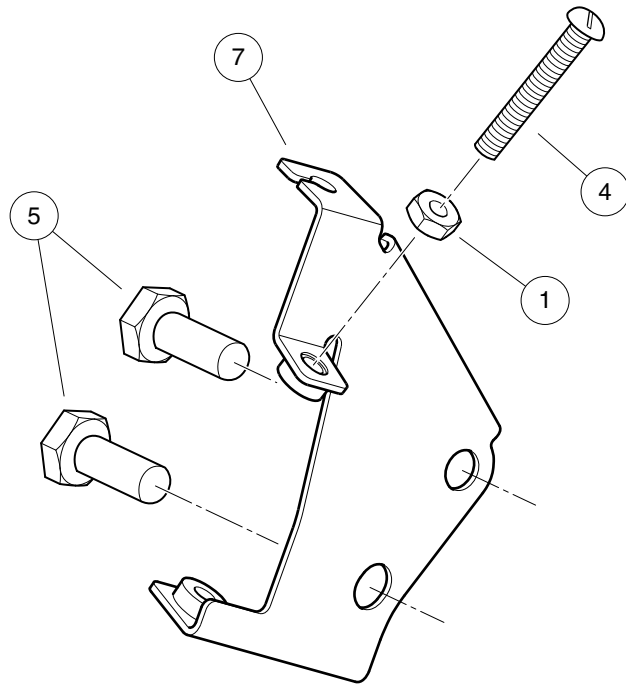
ITEM	PART NO.	DESCRIPTION	QTY	12
		1 2 3 4		G
1	102059501	Screw, 6M-1.00 X 35mm, Hex Head	1	
2	102498201	Bolt, M10 X 1.25 X 25, Loctite	2	
3	102621501	Nut, Flange, M6 X 1.0, Nylon	1	
4	105040901	Lever, Shift, Flex, Transaxle, Pedal-Start	1	
5	105135101	Bracket, Cable, FNR/Accelerator, ED65	1	
6	96705199	Washer, M6	1	



000965-002

SHIFT LEVER AND BRACKET – KEY-START ENGINES


ITEM	PART NO.	DESCRIPTION	QTY	12
		1 2 3 4		G
1	102059501	Screw, 6M-1.00 X 35mm, Hex Head	1	
2	102498201	Bolt, M10 X 1.25 X 25, Loctite	2	
3	102621501	Nut, Flange, M6 X 1.0, Nylon	1	
4	105134901	Lever, Shift, Transaxle, Key-Start	1	
5	105135101	Bracket, Cable, FNR/Accelerator, ED65	1	
6	96705199	Washer, M6	1	



000966-002

GOVERNOR ARM AND BRACKETS – UTILITY VEHICLES

ITEM	PART NO.	DESCRIPTION	QTY	12	G
		1 2 3 4			
1	1011114	Nut, M6-1.00 Hex	1		
2	1014007	Washer, 1/4, Flat	1		
3	101886101	Screw, 1/4-20 X 1.00, Square-Head	1		
4	102476401	Bolt, Stop, Pedal	1		
5	102498201	Bolt, M10 X 1.25 X 25, Loctite	2		
6	104023501	Arm, Governor, ED65	1		
7	105144401	Weldment, Governor Bracket	1		
8	8233	Locknut, 1/4-20, Nylon Insert	1		

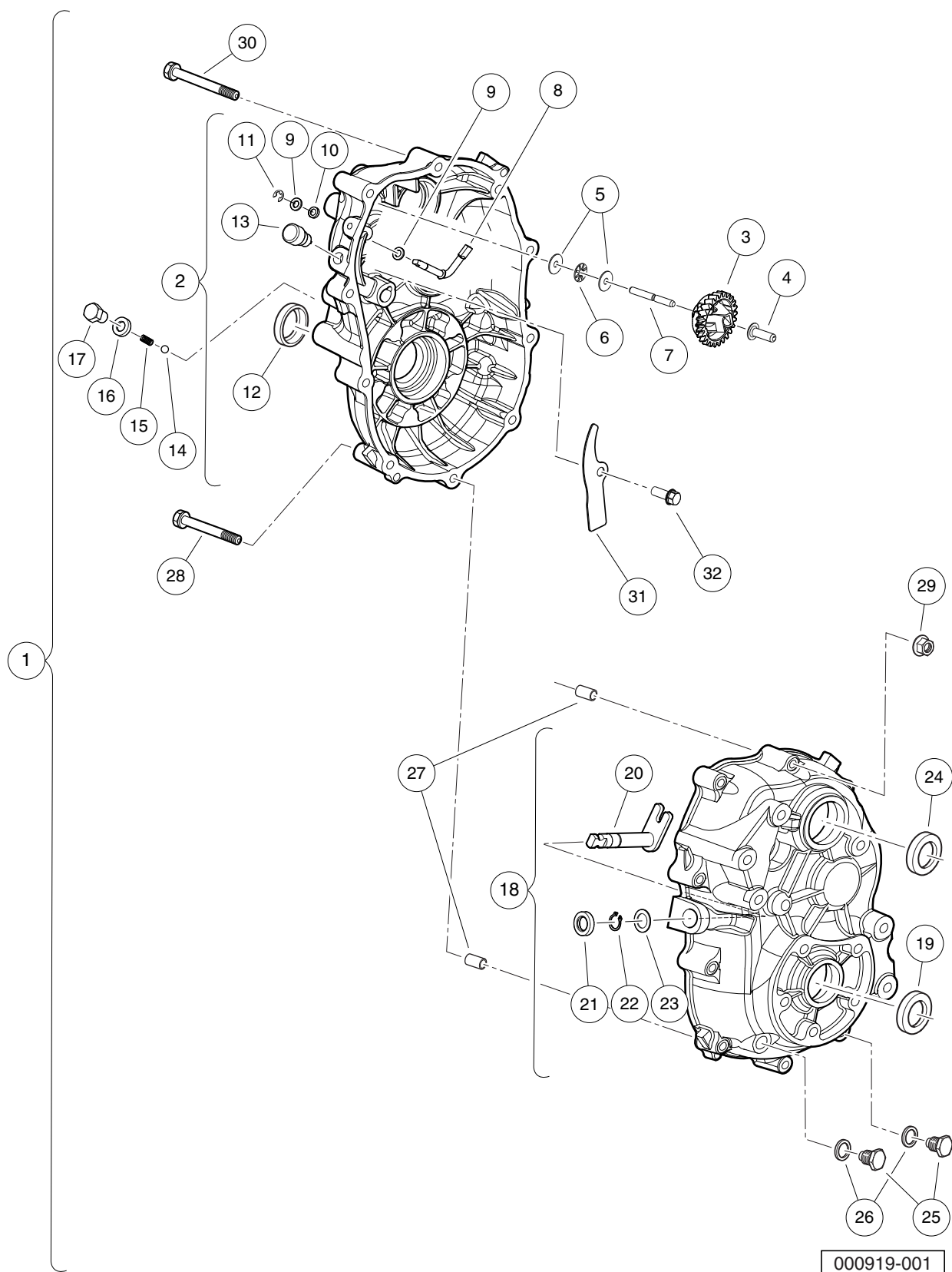


TRANSAXLE (ED65), LIMITED SLIP – PAGE 1 OF 3

ITEM	PART NO.	DESCRIPTION	QTY
		1 2 3 4	
1	103879702	Transaxle, ED65, Limited-Slip Differential (includes items 2 through 33)	1
2	105025001	Case, Transaxle, Left, Complete, ED65 (includes items 3 through 13)	1
3	105025101	Gear, Governor, Complete, ED65	1
4	105025201	Sleeve, Governor, ED65	1
5	105025301	Washer, ED65	2
6	105025401	Bearing, Thrust, ED65	1
7	105025501	Shaft, Governor Gear, ED65	1
8	105025601	Shaft, Governor, ED65	1
9	105025701	Washer, 6mm, ED65	2
10	105025801	Seal, Oil, 6x10x2.5, ED65	1
11	105025901	Retaining Ring, E5, ED65	1
12	105026001	Seal, Oil, 24x40x9, ED65	1
13	105027101	Vent, Breather, ED65	1
14	105026101	Ball, Steel, ED65	1
15	105026201	Spring, ED65	1
16	105026301	Gasket, 10, ED65	1
17	105026401	Bolt, M10-1.25x12mm Lg, ED65	1
18	105026501	Case, Transaxle, Right, Complete, ED65 (includes items 19 through 24)	1
19	105026001	Seal, Oil, 24x40x9, ED65	1
20	105026601	Shaft, Select, ED65	1
21	105026701	Seal, Oil, 13x22x5, ED65	1
22	105026801	Snap Ring, 13mm, ED65	1
23	105026901	Spacer, 13x1, ED65	1
24	105027001	Seal, Oil, 25x45x7, ED65	1
25	105027201	Plug, Oil Drain, ED65	1
26	105027301	Gasket, 14, ED65	2
27	105028301	Pin, Guide, ED65	2
28	105028501	Bolt, Flange, M8-1.25x65mm, ED65	1
29	105030001	Nut, Flange, M8-1.25, ED65	10
30	105030701	Bolt, Flanged, M8-1.25x80mm, ED65	9
31	105063501	Plug, Oil Drain, Magnetic, ED65	1
32	105234801	Plate, Ed65 Splash	1
33	105234901	Bolt, M6-1 X 12mm Lg, Ed65	1
<p>Note: Fuji transaxle component listings span three pages. To identify your transaxle, locate the serial number decal on the axle tube.</p>			

12

G

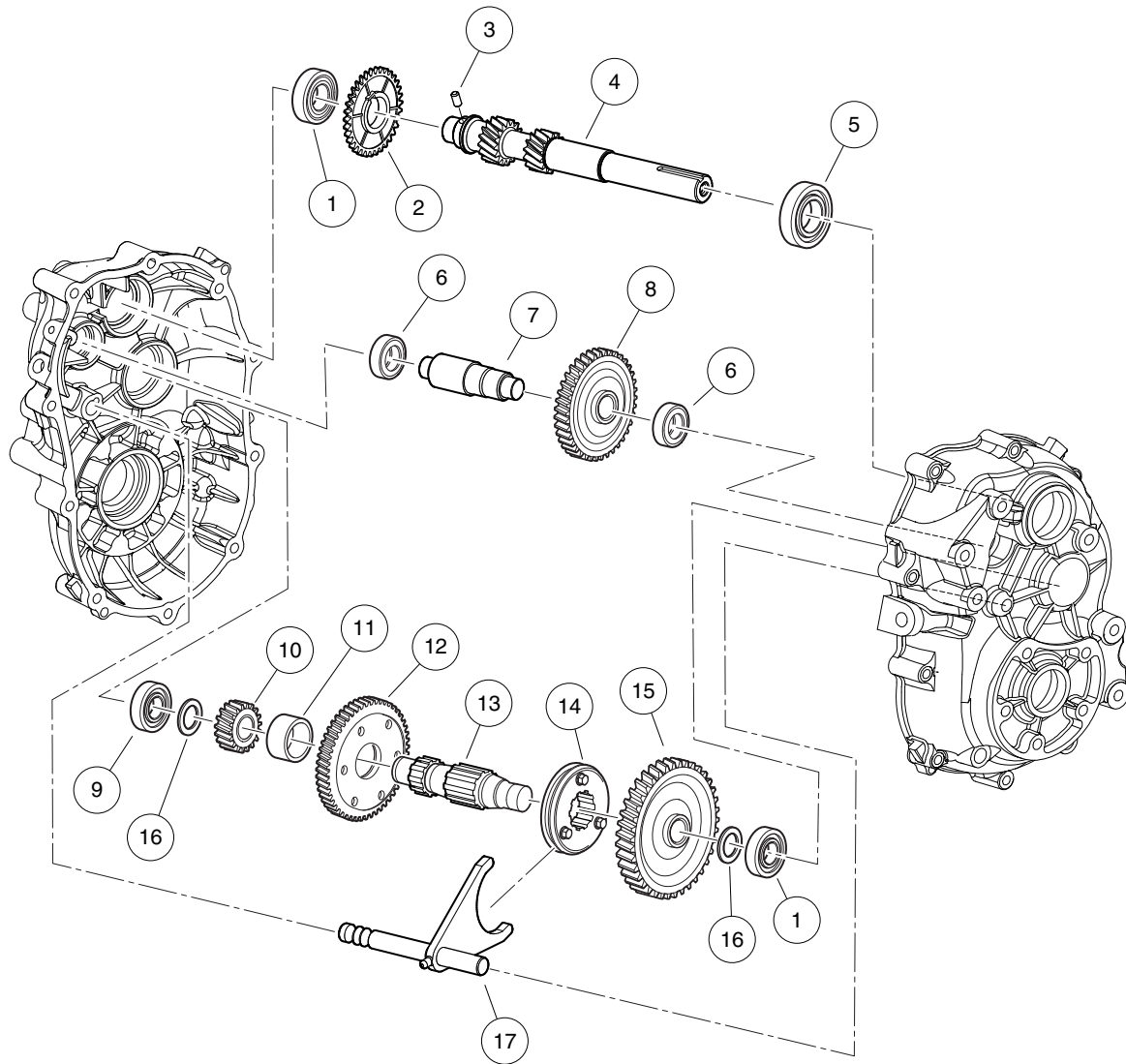


TRANSAXLE (ED65), OPEN – PAGE 1 OF 3

ITEM	PART NO.	DESCRIPTION	QTY
		1 2 3 4	
1	103879701	Transaxle, ED65, Open Differential (includes items 2 through 32)	1
2	105025001	Case, Transaxle, Left, Complete, ED65 (includes items 3 through 13)	1
3	105025101	Gear, Governor, Complete, ED65	1
4	105025201	Sleeve, Governor, ED65	1
5	105025301	Washer, ED65	2
6	105025401	Bearing, Thrust, ED65	1
7	105025501	Shaft, Governor Gear, ED65	1
8	105025601	Shaft, Governor, ED65	1
9	105025701	Washer, 6mm, ED65	2
10	105025801	Seal, Oil, 6x10x2.5, ED65	1
11	105025901	Retaining Ring, E5, ED65	1
12	105026001	Seal, Oil, 24x40x9, ED65	1
13	105027101	Vent, Breather, ED65	1
14	105026101	Ball, Steel, ED65	1
15	105026201	Spring, ED65	1
16	105026301	Gasket, 10, ED65	1
17	105026401	Bolt, M10-1.25x12mm Lg, ED65	1
18	105026501	Case, Transaxle, Right, Complete, ED65 (includes items 19 through 24)	1
19	105026001	Seal, Oil, 24x40x9, ED65	1
20	105026601	Shaft, Select, ED65	1
21	105026701	Seal, Oil, 13x22x5, ED65	1
22	105026801	Snap Ring, 13mm, ED65	1
23	105026901	Spacer, 13x1, ED65	1
24	105027001	Seal, Oil, 25x45x7, ED65	1
25	105027201	Plug, Oil Drain, ED65	2
26	105027301	Gasket, 14, ED65	2
27	105028301	Pin, Guide, ED65	2
28	105028501	Bolt, Flange, M8-1.25x65mm, ED65	1
29	105030001	Nut, Flange, M8-1.25, ED65	10
30	105030701	Bolt, Flanged, M8-1.25x80mm, ED65	9
31	105234801	Plate, Ed65 Splash	1
32	105234901	Bolt, M6-1 X 12mm Lg, Ed65	1
Note: Fuji transaxle component listings span three pages. To identify your transaxle, locate the serial number decal on the axle tube.			

12

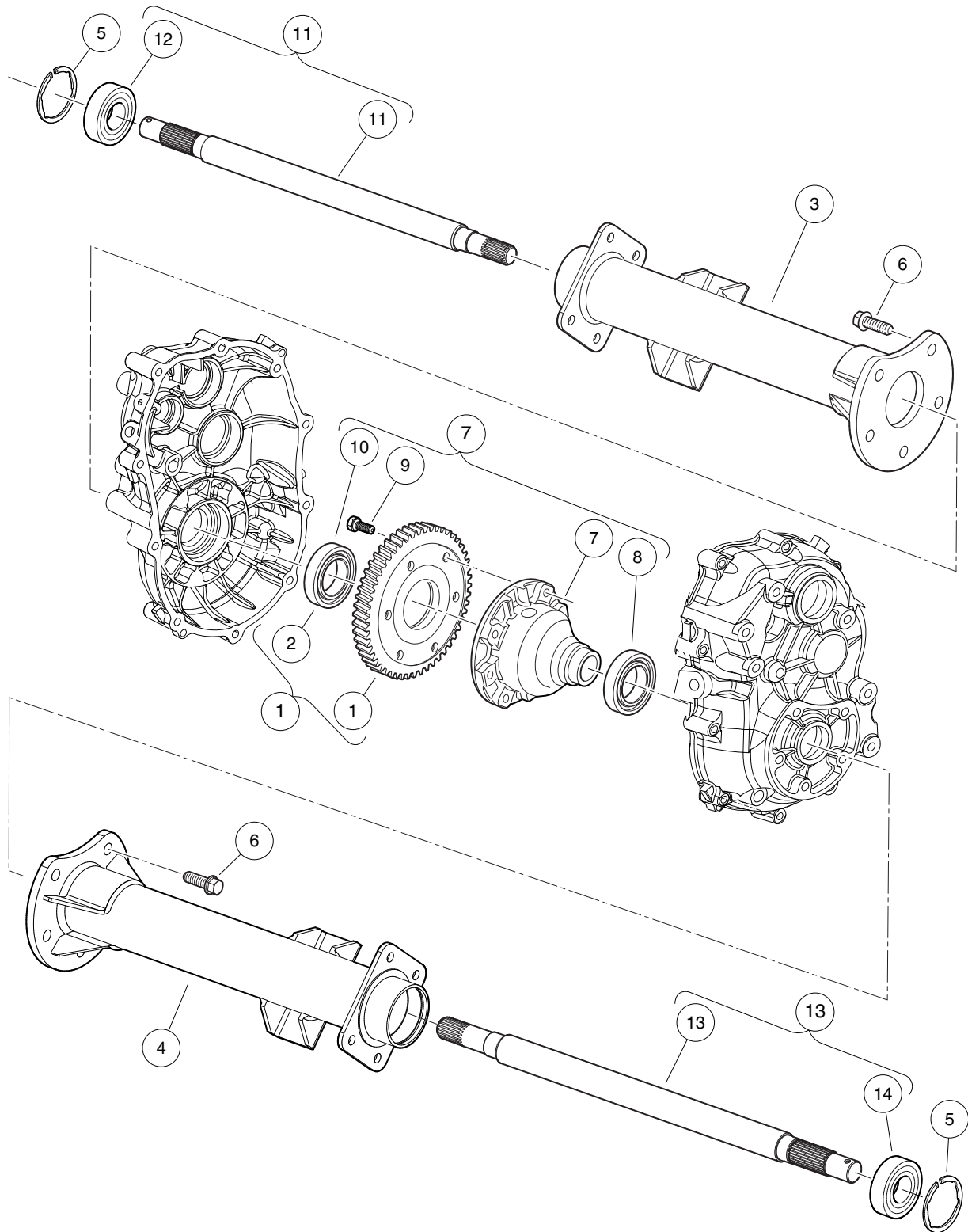
G



000919-003

TRANSAXLE (ED65), LIMITED SLIP AND OPEN – PAGE 2 OF 3

ITEM	PART NO.	DESCRIPTION	QTY	12	G
		1 2 3 4			
1	105027401	Bearing, Ball (6204)	2		
2	105027501	Gear, Governor, 34 Tooth, ED65	1		
3	105027601	Pin, 6x12 Long, ED65	1		
4	105027701	Shaft, Input, ED65	1		
5	105027801	Bearing, Ball (6205 seal)	1		
6	105027901	Bearing, Ball (6202)	2		
7	105028001	Shaft, Counter, ED65	1		
8	105028201	Gear, 34 Tooth, ED65	1		
9	105028401	Bearing, Ball (6304)	1		
10	105028601	Gear, 17 Tooth, ED65	1		
11	105028701	Collar, 24 x 12, ED65	1		
12	105028801	Gear, 52 Tooth, ED65	1		
13	105028901	Shaft, Center, ED65	1		
14	105029001	Clutch, Pin, ED65	1		
15	105029101	Gear, 62 Tooth, ED65	1		
16	105029201	Spacer, 20x2, ED65	2		
17	105030901	Shaft, Shift, ED65	1		
		<p>Note: To identify your transaxle, locate the serial number decal on the axle tube.</p>			

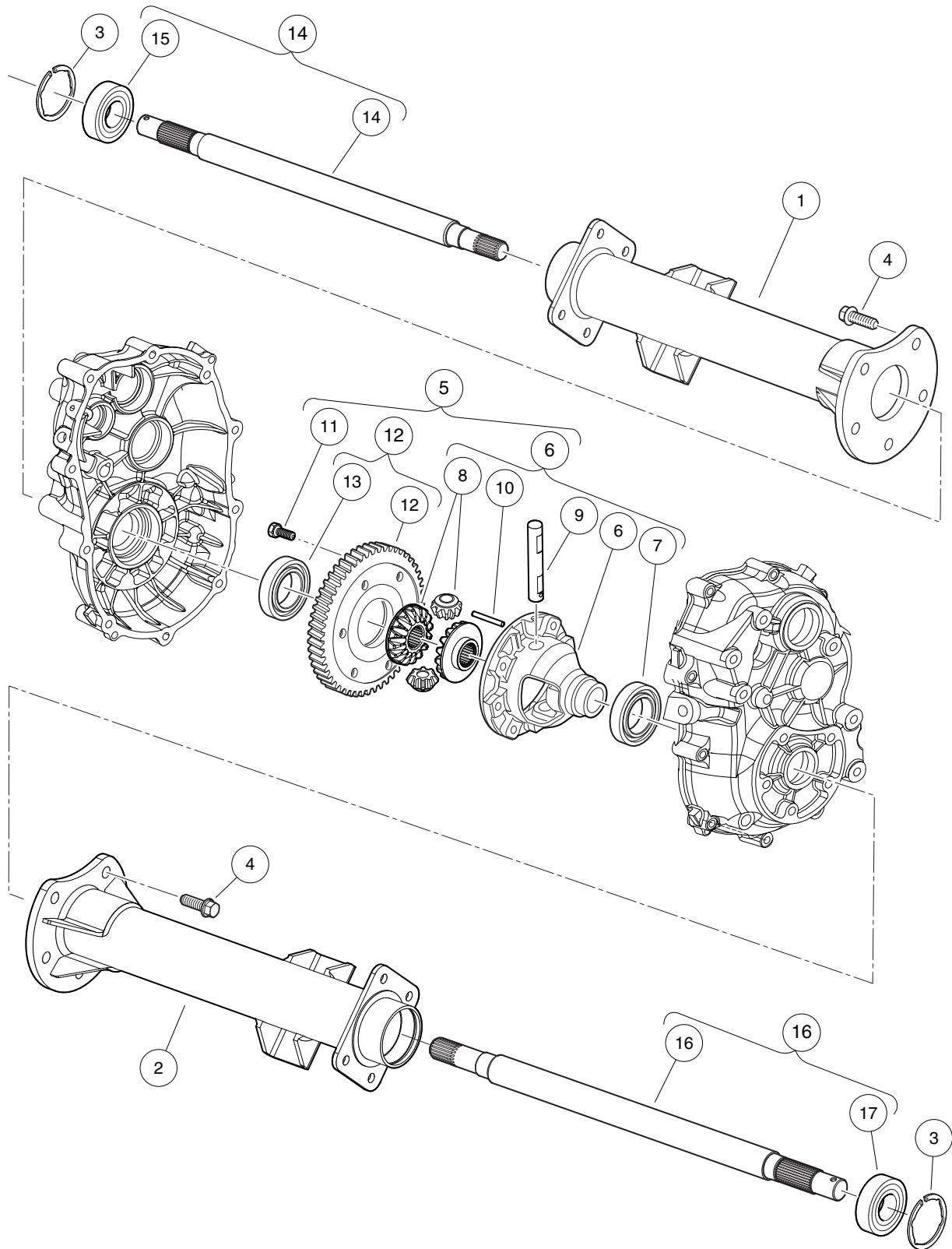


000919-005

TRANSAXLE (ED65), LIMITED SLIP – PAGE 3 OF 3

ITEM	PART NO.	DESCRIPTION	QTY
		1 2 3 4	
1	105029901	Gear, 60 Tooth, Complete, ED65 (includes item 2)	1
2	105029801	Bearing, Ball (6007)	1
3	105030401	Axle Tube, Driver-Side, ED65	1
4	105030501	Axle Tube, Passenger-Side, ED65	1
5	105030601	Snap Ring, 52mm, ED65	2
6	105030801	Bolt, Flange, M10-1.25x25, ED65	10
7	105063601	Differential, Limited-Slip, ED65 (includes items 8 through 10)	1
8	105028101	Bearing, Ball (6006)	1
9	105029501	Bolt, M10-1.25x26mm Lg, ED65	6
10	105029801	Bearing, Ball (6007)	1
11	105066001	Axle Shaft, Driver-Side, Complete, ED65 (includes item 12)	1
12	105030301	Bearing, Ball (6205DD)	1
13	105066101	Axle Shaft, Passenger-Side, Complete, ED65 (includes item 14)	1
14	105030301	Bearing, Ball (6205DD)	1
<p>Note: To identify your transaxle, locate the serial number decal on the axle tube.</p>			

12
G



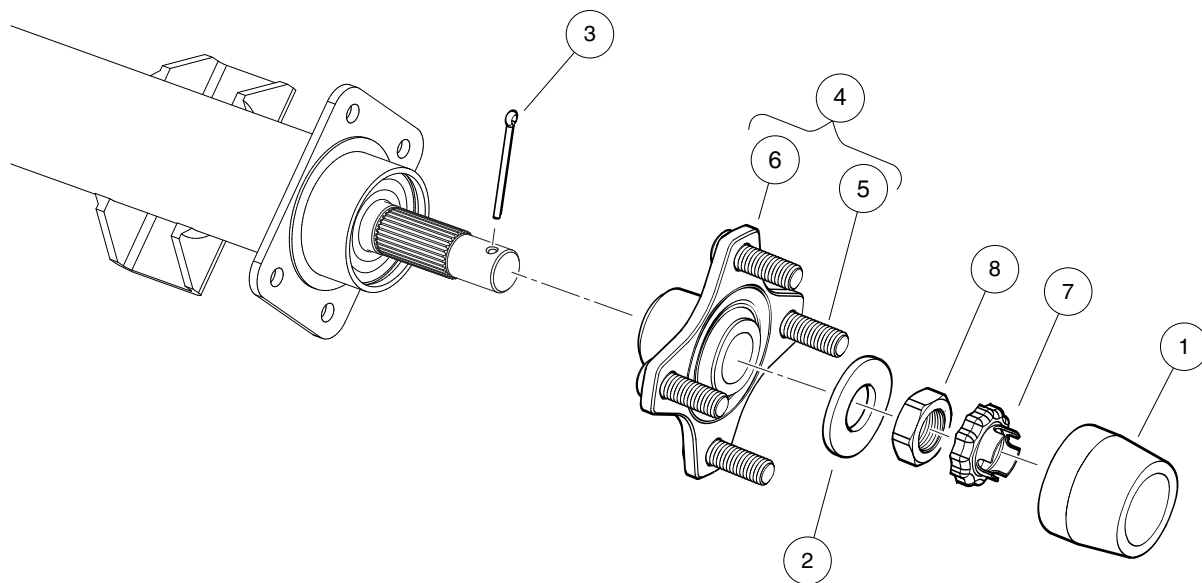
000919-004

TRANSAXLE (ED65), OPEN – PAGE 3 OF 3

ITEM	PART NO.	DESCRIPTION	QTY
		1 2 3 4	
1	105030401	Axle Tube, Driver-Side, ED65	1
2	105030501	Axle Tube, Passenger-Side, ED65	1
3	105030601	Snap Ring, 52mm, ED65	2
4	105030801	Bolt, Flange, M10-1.25x25, ED65	10
5	105031001	Differential, Open, ED65 (includes items 6 through 12)	1
6	105029301	Case, Differential, Complete, ED65 (includes items 7 through 10)	1
7	105028101	Bearing, Ball (6006)	1
8	105029401	Gear Set, Differential, ED65	1
9	105029601	Shaft, Differential, ED65	1
10	105029701	Pin, 4x40 Long, ED65	1
11	105029501	Bolt, M10-1.25x26mm Lg, ED65	6
12	105029901	Gear, 60 Tooth, Complete, ED65 (includes item 13)	1
13	105029801	Bearing, Ball (6007)	1
14	105066001	Axle Shaft, Driver-Side, Complete, ED65 (includes item 15)	1
15	105030301	Bearing, Ball (6205DD)	1
16	105066101	Axle Shaft, Passenger-Side, Complete, ED65 (includes item 17)	1
17	105030301	Bearing, Ball (6205DD)	1
Note: To identify your transaxle, locate the serial number decal on the axle tube.			

12

G



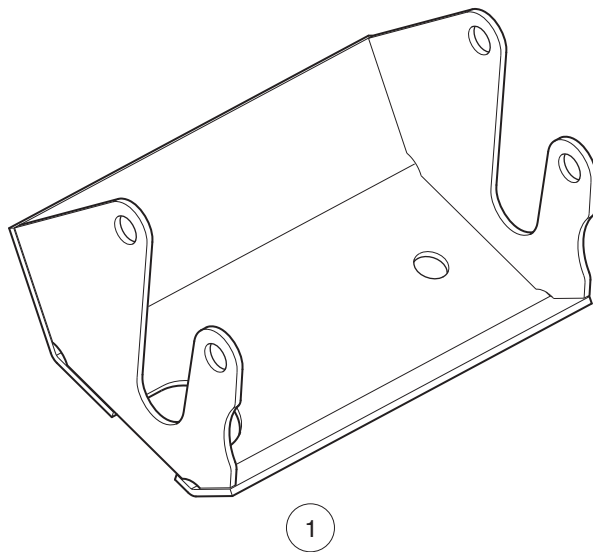
000919-006

HUB, REAR

ITEM	PART NO.	DESCRIPTION	QTY
		1 2 3 4	
1	102274101	Center Cap, Rubber	2
2	102617801	Washer, Hard, M22	2
3	103989501	Pin, Cotter, 9/64 X 1.75"	2
4	103995001	Asm, Hub, Machined (includes items 5 and 6)	2
5	103951501	Lug Stud, 1/2-20 UNF, SAE J1102	4
6	103979301	Hub, Machined	1
7	104021701	Retaining Ring, Hex Nut, M22	2
8	104027101	Nut, Hex, M22x1.5, Thin	2

12

G



001436-001

DIFFERENTIAL GUARD, ED65 – GASOLINE VEHICLE

ITEM	PART NO.	DESCRIPTION	QTY
1	103989901	<div>1 2 3 4</div> <div>Weldment, Diff Guard, Ed65</div>	1

12

G

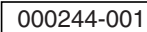
12

G

ELECTRICAL SYSTEM – ELECTRIC VEHICLES

13

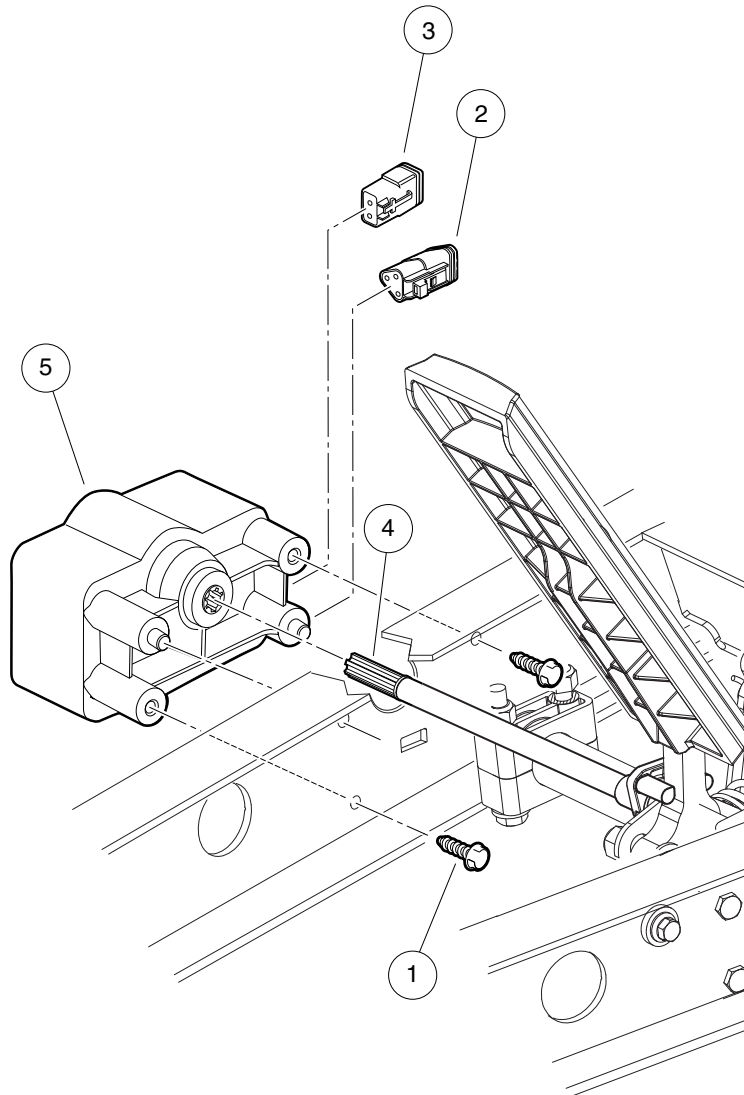
E



FORWARD/REVERSE SWITCH, TOW/RUN SWITCH

ITEM	PART NO.	DESCRIPTION	QTY
		1 2 3 4	
1	1012285	Screw, 1/4 X 0.625 Hex-Head	3
2	101855002	Case, FNR Switch	1
3	101856002	Switch, Rocker, Single-Pole	1
4	101908101	Switch Assembly, Tow/Run	1
5	101908401	Boot, Switch	1
6	101922501	Bracket, Tow/Run Switch Mounting	1
7	101932401	Kit, 4-Pin Receptacle and Wedge Lock	1
8	101942301	Kit, 3-Pin Wedge Lock	1
9	102266601	Wire Assembly, FNR Switch (includes items 10 through 13)	1
10	101920101	Kit, 3-Pin Wedge Lock	1
11	N/A	Wire Assembly, #18 Blue	1
12	N/A	Wire Assembly, #18 Orange	1
13	N/A	Wire Assembly, #18 Brown	1
14	102266701	Wire Assembly, IQDM Port (includes items 15 through 21)	1
15	101932501	Kit, 4-Pin Wedge Lock	1
16	102196901	Dust Cap	1
17	N/A	Connector Mount, Four-Pin	1
18	N/A	Wire Assembly, #18 Red/Yellow	1
19	N/A	Wire Assembly, #18 Black/Yellow	1
20	N/A	Wire Assembly, #18 Blue/Yellow	1
21	N/A	Wire Assembly, #18 Green/Yellow	1
22	332	Washer, 1/4 Type A Narrow Flat	2
23	8233	Locknut, 1/4-20, Nylon Insert	2
24	8248	Screw, 1/4-20 X 0.75, Truss-Head Machine	2
25	8990	Tie Wrap, 8" Nylon	1

13
E



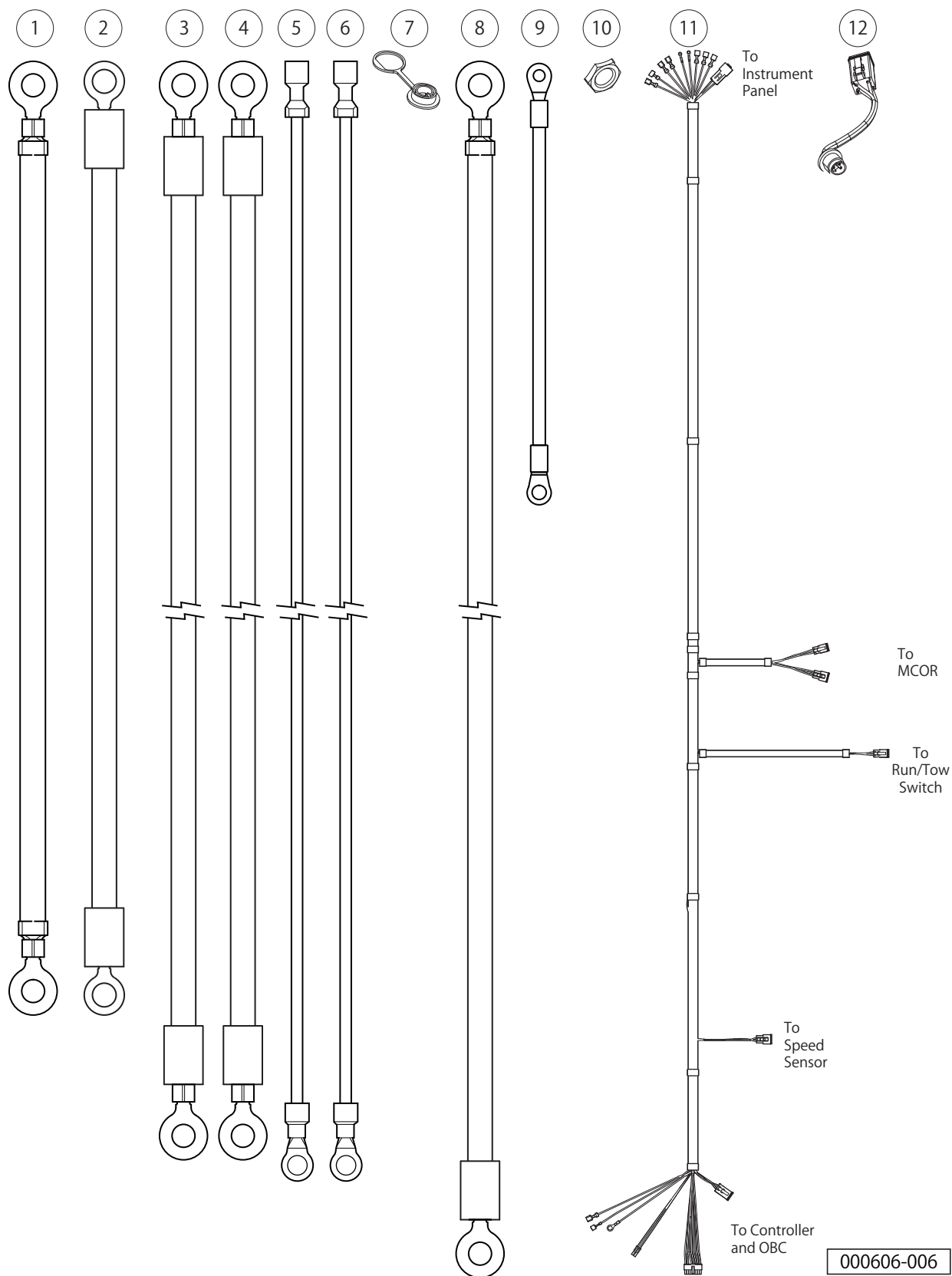
001070-001

MOTOR CONTROLLER OUTPUT REGULATOR (MCOR)

ITEM	PART NO.	DESCRIPTION	QTY	13
		1 2 3 4		
1	1015752	Screw, #12-16 X 0.625, Hi-Lo	2	
2	101920101	Kit, 3-Pin Wedge Lock	1	E
3	101936801	Kit, 2-Pin Wedge Lock	1	
4	102101001	Bar, Drive, Cast	1	
5	102101101	MCOR	1	

13

E



000606-006

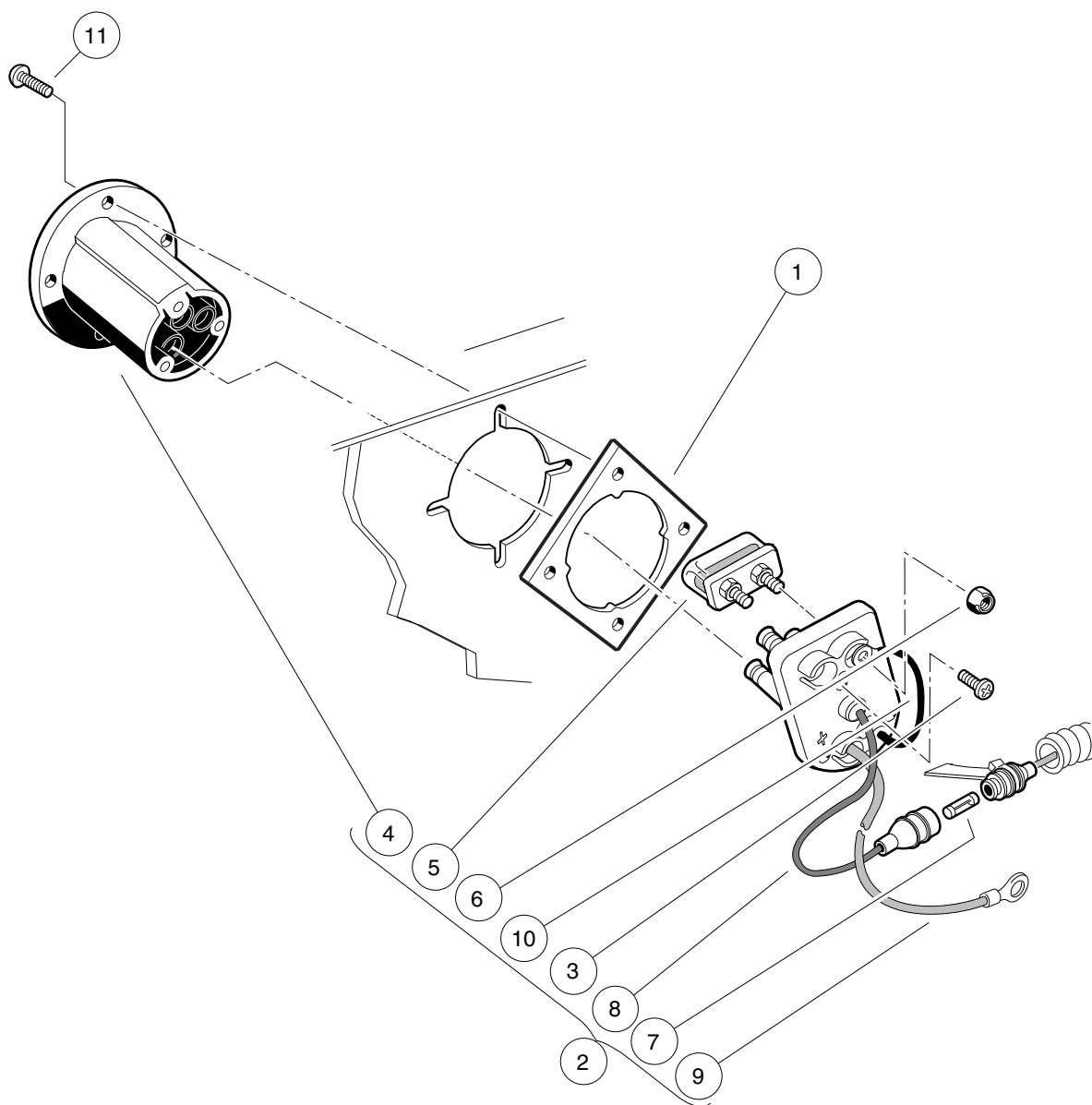
WIRING – ELECTRIC VEHICLE

ITEM	PART NO.	DESCRIPTION	QTY
		1 2 3 4	
1	101795701	Asm, Wire, #6blk, 15 In	3
2	101903001	Wire Assembly #6 Yellow	1
3	101968701	Wire Assy, #6 White	1
4	101978001	Wire Assy, #6 Green	1
5	101978101	Asm, Wire, #10 Orange 5/16	1
6	101978201	Asm, Wire, #10 Blue 5/16	1
7	102196901	Dust Cap	1
8	102199601	Wire Asm, #6 Red, 37.7	1
9	102263601	Wire Assy, #10 Black	1
10	102572401	Nut, Diagnostic Port	1
11	102810501	Wire Harness, Electric Vehicle	1
12	103218601	Harness, Diagnostic Port	1

13
E

13

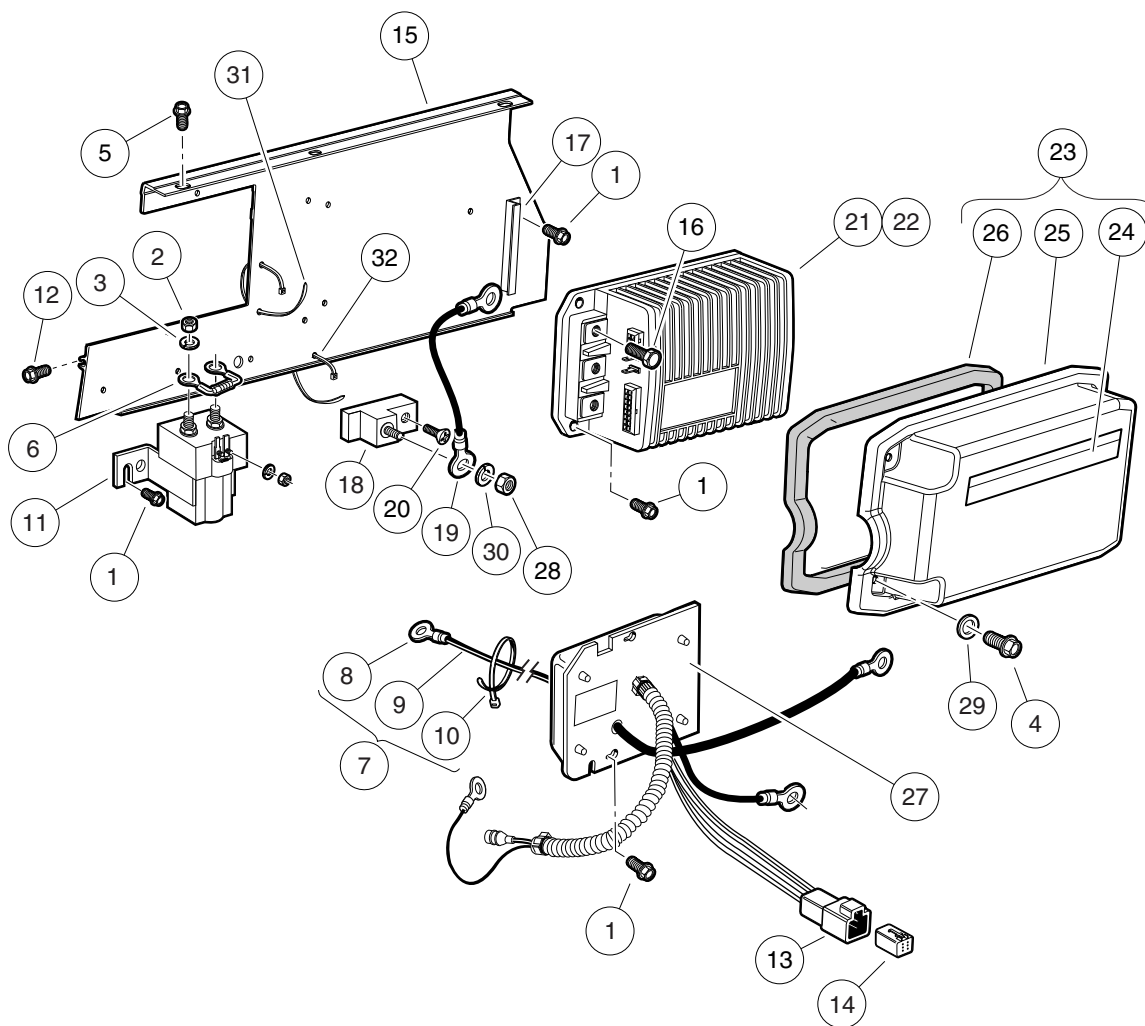
E



000369-001

BATTERY CHARGER RECEPTACLE

ITEM	PART NO.	DESCRIPTION	QTY	13
		1 2 3 4		
1	101801001	Plate, Receptacle Backing	1	
2	101802101	Fuse and Receptacle Assembly (includes items 3 through 10)	1	E
3	1017705	Screw, #8 X 5/8 Phillips Pan-Head Type AB	3	
4	101796501	Receptacle	1	
5	101796801	Fuse Assembly (includes item 6)	1	
6	1013061	Locknut, #10-32 Nylon Insert	2	
7	101894901	Fuse, 3/8-Amp	1	
8	N/A	Wire Assembly, Sense Lead, Gray	1	
9	N/A	Wire Assembly, #10 Red	1	
10	N/A	Wire Assembly, #10 Black	1	
11	101832001	Screw, #7-19 X 0.625 Phillips Pan-Head Tap	4	



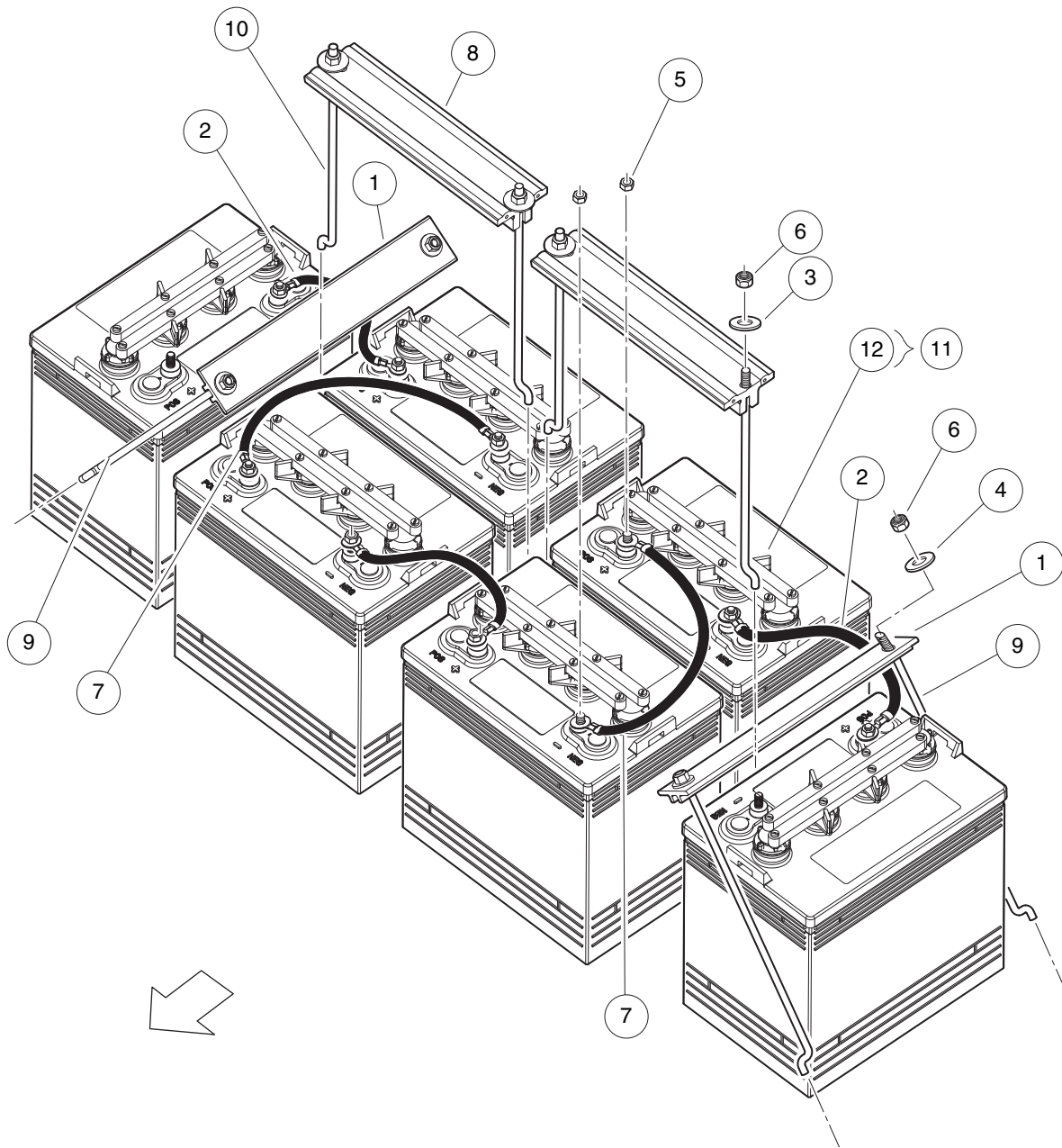
000607-003

COMPUTER, CONTROLLER, AND SOLENOID

ITEM	PART NO.	DESCRIPTION	QTY
		1 2 3 4	
1	1012285	Screw, 1/4 X 0.625 Hex-Head	14
2	1012528	Nut, M8-1.25 Hex	2
3	1013734	Lockwasher, 8mm Split	2
4	1014063	Screw, 1/4-20 X 1.00, Hex Head	2
5	1014288	Screw, 5/16-18 X 0.75, Thread-Forming	2
6	1014947	Resistor Assembly	1
7	101827801	Ground Wire Kit, 48-Volt (includes items 8 through 10)	1
8	101826801	Compression Lug	1
9	N/A	Wire Assembly, Black	1
10	8990	Tie Wrap, 8" Nylon	3
11	101908703	Solenoid, 48v W/ Diode	1
12	101910401	Screw, 5/16-18 X 1.25 Thrd Frm	2
13	101932601	Kit, 6-Pin Wedge Lock	1
14	101932701	Kit, 6-Pin Receptacle and Wedge Lock	1
15	101965205	Plate, Component Mounting	1
16	102240501	Bolt, Controller, Terminal	3
17	102243101	Extrusion, Cover Support	1
18	102259801	Terminal Block	1
19	102263601	Wire Assy, #10 Black	1
20	102263701	Screw, #10-24 X 0.75 Phillips, Thread-Forming	1
21	102806201	Controller, IQ, 48-volt	1
22	102806203	Controller, IQ, 48-volt, CE	1
23	103316901	Cover Asm - Controller (includes items 24 through 26)	1
24	101931501	Decal, Component Cover	1
25	103316701	Cover - Controller, Deep	1
26	103316801	Gasket - Controller Cover	1
27	103403101	Asm, Obc, Iq, V3.0	1
28	1242	Nut, 5/16-18 Hex	1
29	332	Washer, 1/4 Type A Narrow Flat	2
30	7174	Lockwasher, 5/16 Split	1
31	8639	Tie Wrap, 11" Nylon	1
32	8990	Tie Wrap, 8" Nylon	1

13

E

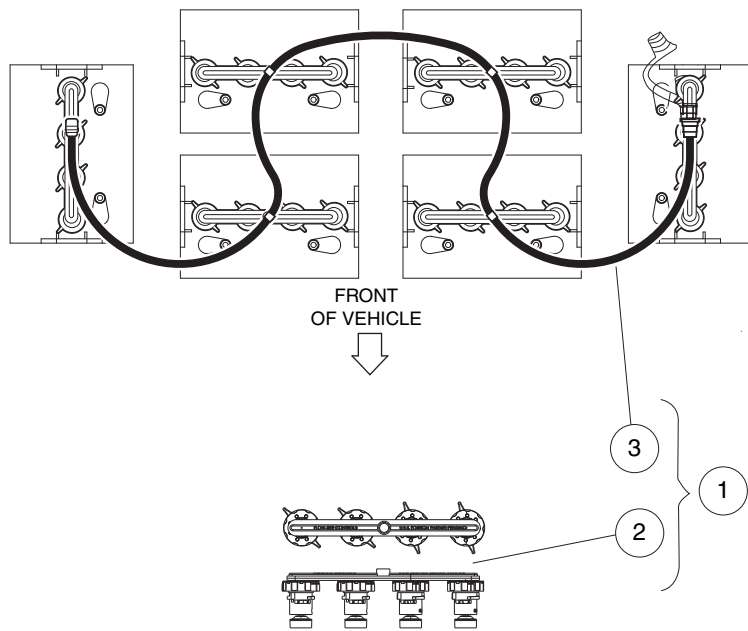


002515-002

BATTERIES 8-VOLT,HEAVY DUTY

ITEM	PART NO.	DESCRIPTION	QTY
		1 2 3 4	
1	101090802	Hold-Down, Battery	2
2	1010958	Asm, Wire, #6blk 8in	3
3	1011578	Washer, 5/16 Type B Flat	4
4	1011697	Washer, 5/16 Flat	4
5	1014304	Nut, 5/16-18 Stainless-Steel Hex	12
6	1015072	Locknut, 5/16-18 Nylon Insert	8
7	101795701	Asm, Wire, #6blk, 15 In	2
8	103504301	Tee, Batt Ret Ctr Short	2
9	103696801	J Bolt, Batt Hold Down 12"	4
10	103958101	J-bolt 10.75"	4
11	105138301	Battery, 8-Volt, JCI GC8 Type E (includes item 12)	6
12	103765601	Cap, Spin, 8-Volt Battery	1

13
E



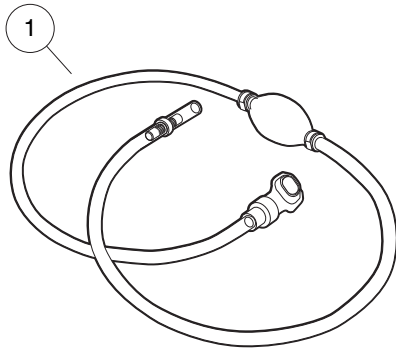
002526-001

SINGLE POINT WATERING SYSTEM (SPWS)

ITEM	PART NO.	DESCRIPTION	QTY	13
		1 2 3 4		
1	103711302	Kit, Spws, Us 8v, Ds (includes items 2 and 3)	1	
2	103510602	Spws, Manifold Asm, 8v Non-Trojan	6	E
3	103864601	Asm, Hose, Spws, Ds 8v	1	

13

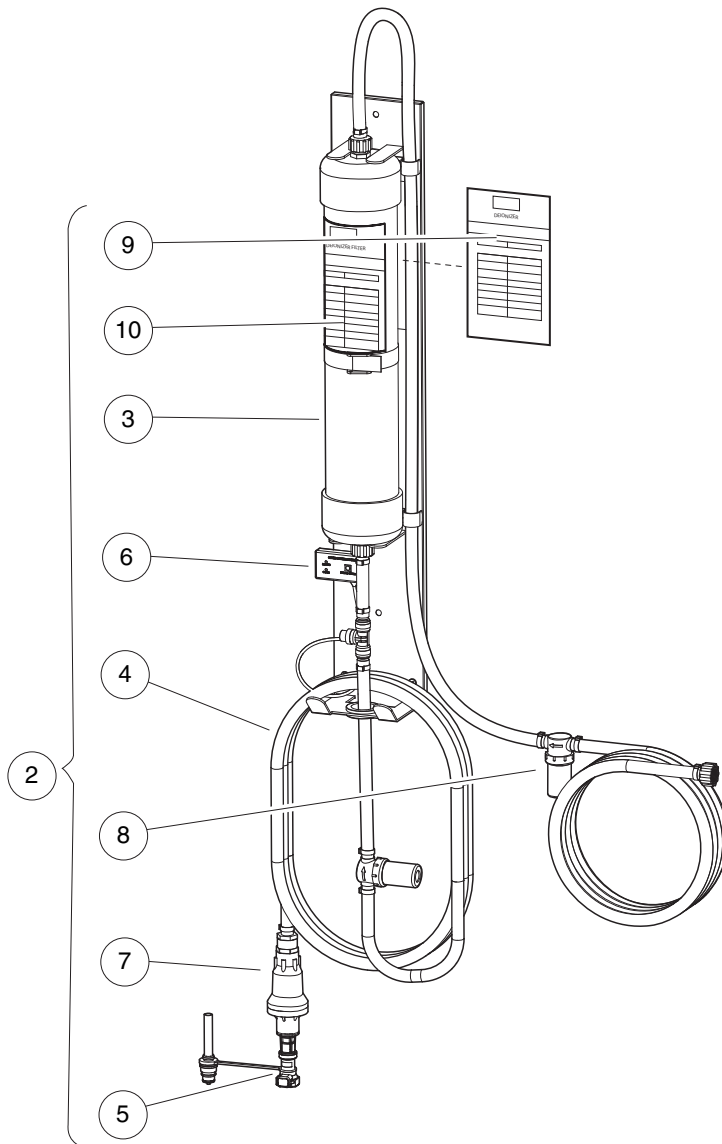
E



11



12



002523-003

HAND PUMP AND DEIONIZER (BATTERY-POWERED QUALITY LIGHT)

ITEM	PART NO.	DESCRIPTION	QTY
		1 2 3 4	
1	104006101	Kit, Hand Pump, Spws	1
2	105166801	Deionizer, w/Battery-Powered Water Quality Light (includes items 3 through 10)	1
3	104005901	Cartridge, Deionizer	1
4	105166901	Hose,outlet,deionizer	1
5	105167001	Flow Ind, W/coupler, Deionizer	1
6	105167101	Light, Quality, Battery-Powered, w/T-Fitting	1
7	105168501	Regulator, Pressure, Deionizer	1
8	105168601	Strainer, In-line, Deionizer	1
9	AM1300001	Decal, Filter Log, Blue	1
10	AM1300201	Decal, Inspect Log, Yellow	1
11	AM1300101	Decal, Filter Log, Blue, Pack of 100	A/R
12	AM1300301	Decal, Inspect Log, Yellow, Pack of 100	A/R

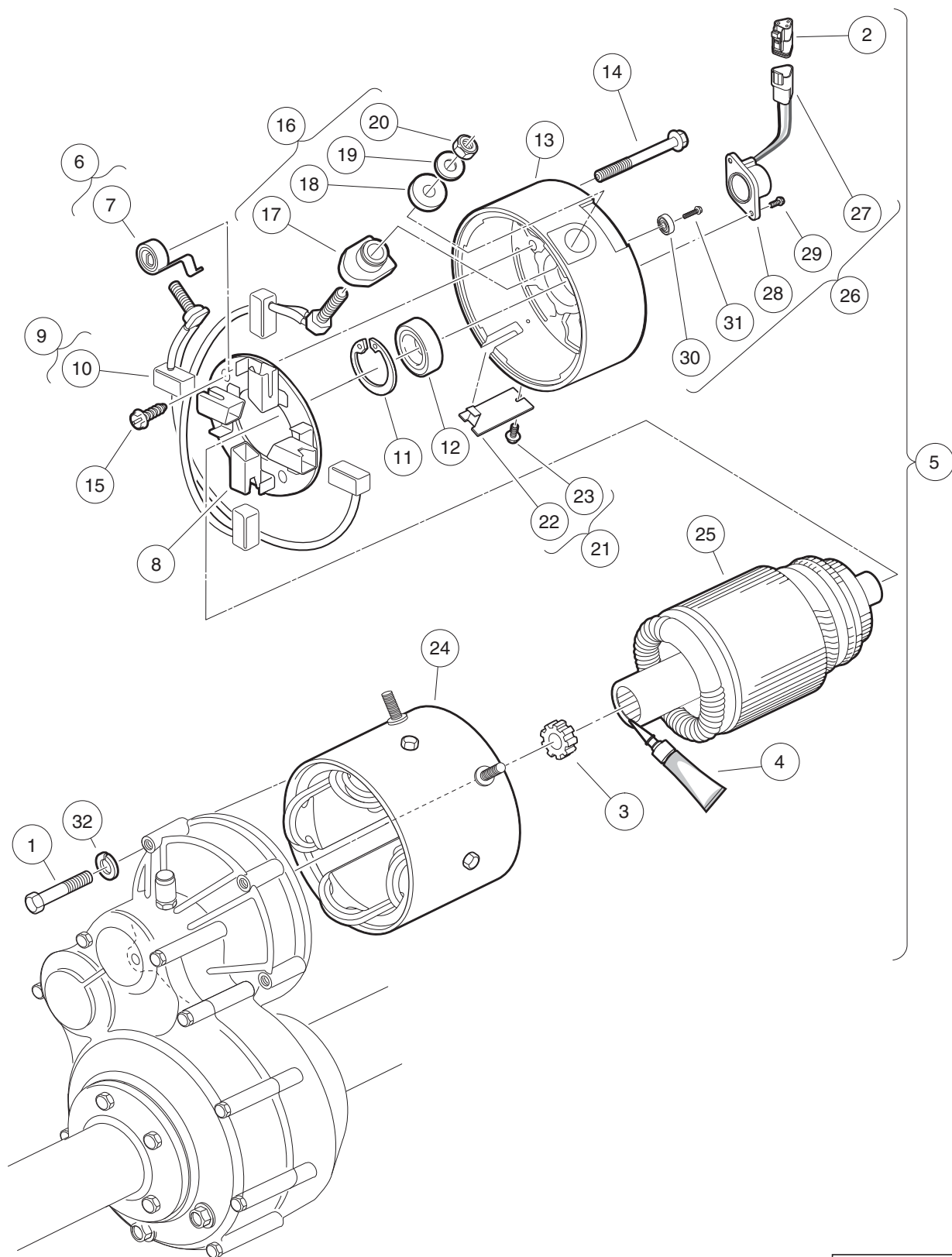
13

E

ELECTRIC MOTOR

14

E



000185-002

MOTOR (MODEL EJ8-4001A) – ELECTRIC VEHICLE

ITEM	PART NO.	DESCRIPTION	QTY
		1 2 3 4	
1	1014201	Screw, 1/4-20 X 2.25 Hex Cap	3
2	101920101	Kit, 3-Pin Wedge Lock	1
3	102235201	Bumper, Drive Unit	1
4	102243403	Lubricant, Moly-Teflon (Single-Use Tube)	1
5	103572501	IQ Electric Motor, 48-VDC 3.3 hp (includes items 6 through 26)	1
6	102186001	Spring Kit, Motor Brush (includes item 7)	1
7	N/A	Spring, Brush, S-g	4
8	102186101	Brush Box Assembly	1
9	102186201	Brush Kit, Motor (includes item 10)	1
10	N/A	Assembly, Brush and Terminal	2
11	N/A	Ring, 2.24" Internal Retaining	1
12	102186401	Bearing, Ball	1
13	102186701	End Cap, Motor	1
14	N/A	Screw, 1/4-20 X 2.25 Hex-Head Washer	2
15	102186901	Screw, #8-32 X .5 Hex-Head	2
16	102187101	Hardware Kit, Motor Terminal (includes items 17 through 20)	2
17	N/A	Bushing, Nylon	2
18	N/A	Washer, Nylon Flat	2
19	N/A	Washer, Flat, 5/16 Steel	2
20	N/A	Nut, Brass Hex, 5/16 - 18	2
21	102187201	Plate Kit, Motor Cover (includes items 22 and 23)	1
22	N/A	Assembly, Cover Plate	1
23	N/A	Screw, #8-32 x 0.375, Taptite Thread	1
24	102704701	Frame and Field Assembly	1
25	102704801	Armature Assembly	1
26	102704901	Kit, Speed Sensor (includes items 27 through 31)	1
27	101942301	Kit, 3-Pin Wedge Lock	1
28	N/A	Sensor, Motor Speed, ADC	1
29	N/A	Screw, #8-32, Taptite Thread	2
30	N/A	Magnet, ADC Motor	1
31	N/A	Screw, 1/4-20 x 0.5	1
32	451	Lockwasher, 1/4 Split	3
<p style="text-align: center;">Note: The F1 and F2 terminal posts on the EJ8-4001A motor have 1/4 - 20</p>			

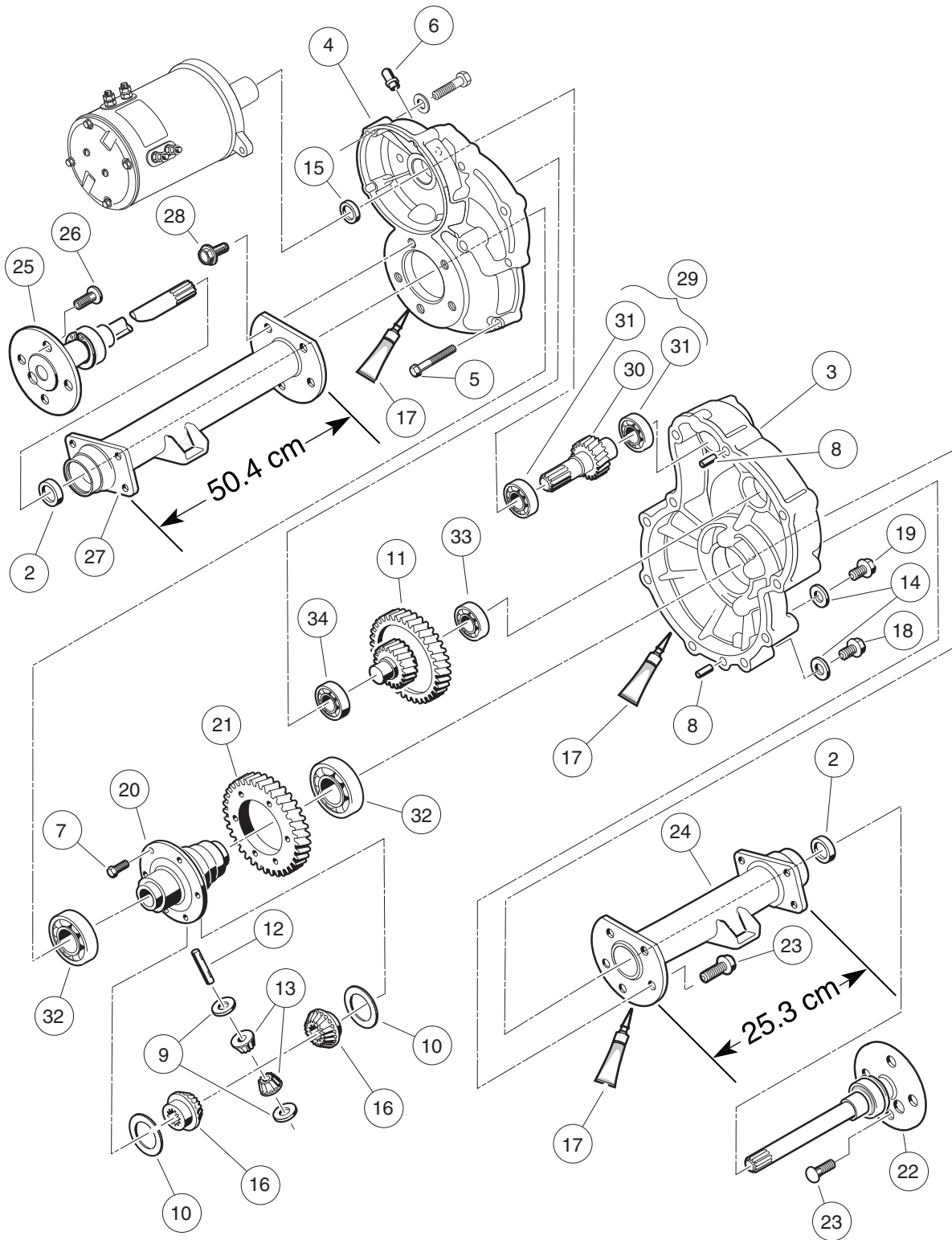
14

E

TRANSAXLE – ELECTRIC VEHICLES

15

E



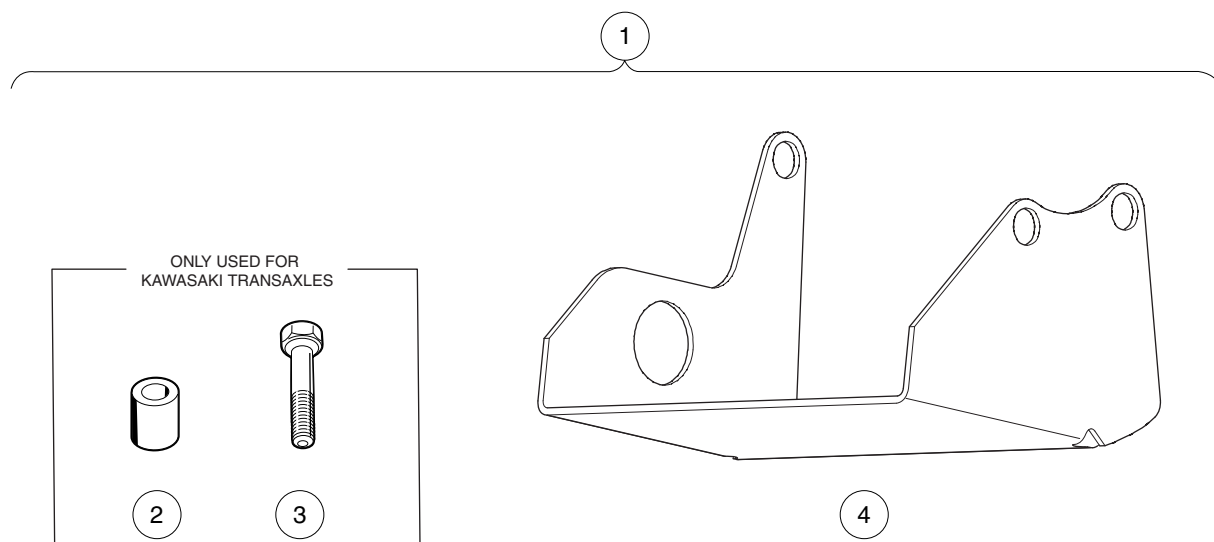
000223-005

TRANSAXLE – ELECTRIC VEHICLES

ITEM	PART NO.	DESCRIPTION	QTY
		1 2 3 4	
1	102771701	Transaxle, Electric (includes items 2 through 34)	1
2	1013794	Axle Shaft Oil Seal	2
3	101895401	Gear Case, Driver-Side	1
4	101895501	Gear Case, Passenger-Side	1
5	101897001	Screw, M8-1.25 X 60mm Hex-Head	11
6	101897201	Breather	1
7	101897401	Screw, M10-1.25 X 25mm	6
8	101897601	Pin, 11mm OD X 8.5mm ID X 10mm	2
9	101903601	Washer, Thrust	2
10	101903701	Washer, Thrust	2
11	101906901	Intermediate Shaft Assembly	1
12	101922101	Pin, 15.99mm X 88.7mm Dowel	1
13	101923001	Gear, Differential Idler	2
14	101923201	Gasket	2
15	101923501	Seal, Lip	1
16	101923901	Gear, Differential	2
17	101928701	Liquid Gasket (Transaxle case)	1
18	101972101	Plug, M14-1.5 X 12mm Magnetic	1
19	101972201	Plug, M14-1.5 X 12mm Hex	1
20	102356601	Housing, Differential, 6 Bolt	6
21	102356801	Gear, Differential Output, 6-Bolt	6
22	102886301	Axle Assembly, Driver-Side (includes item 23)	1
23	101922201	Lug Stud	4
24	102886401	Tube, Axle, Driver-Side	1
25	102886501	Axle Assembly, Passenger-Side (includes item 26)	1
26	101922201	Lug Stud	4
27	102886601	Tube, Axle, Passenger-Side	1
28	102902801	Screw, M10 X 30	10
29	103582801	Asm, E Trans Shaft/bearing (includes items 30 and 31)	1
30	N/A	Shaft, Input	1
31	7335	Bearing	2
32	7330	Inner Axle Tube Bearing	2
33	7335	Bearing	1
34	7336	Bearing	1

15

E



000365-002

DIFFERENTIAL GUARD – ELECTRIC VEHICLES

ITEM	PART NO.	DESCRIPTION	QTY	15
		1 2 3 4		
1	101611402	Kit, Differential Guard, Elec Vehicles (includes items 2 through 4)	1	
2	101914001	Spacer, Steel	2	E
3	101936101	Screw, M10-1.50 X 60mm Hex Cap	2	
4	101978601	Guard, Differential, Electric Vehicle Transaxle	1	

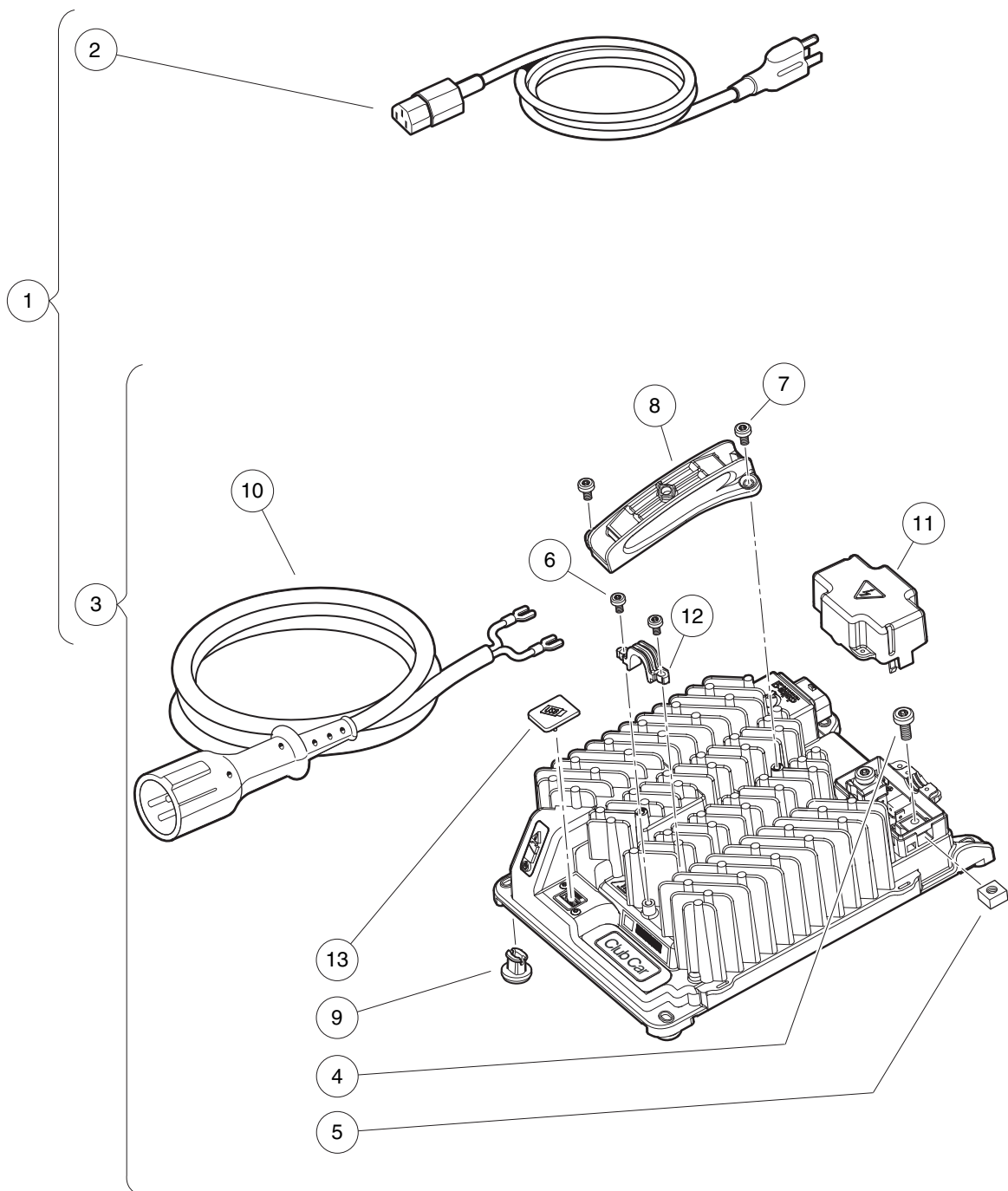
15

E

BATTERY CHARGERS

16

E

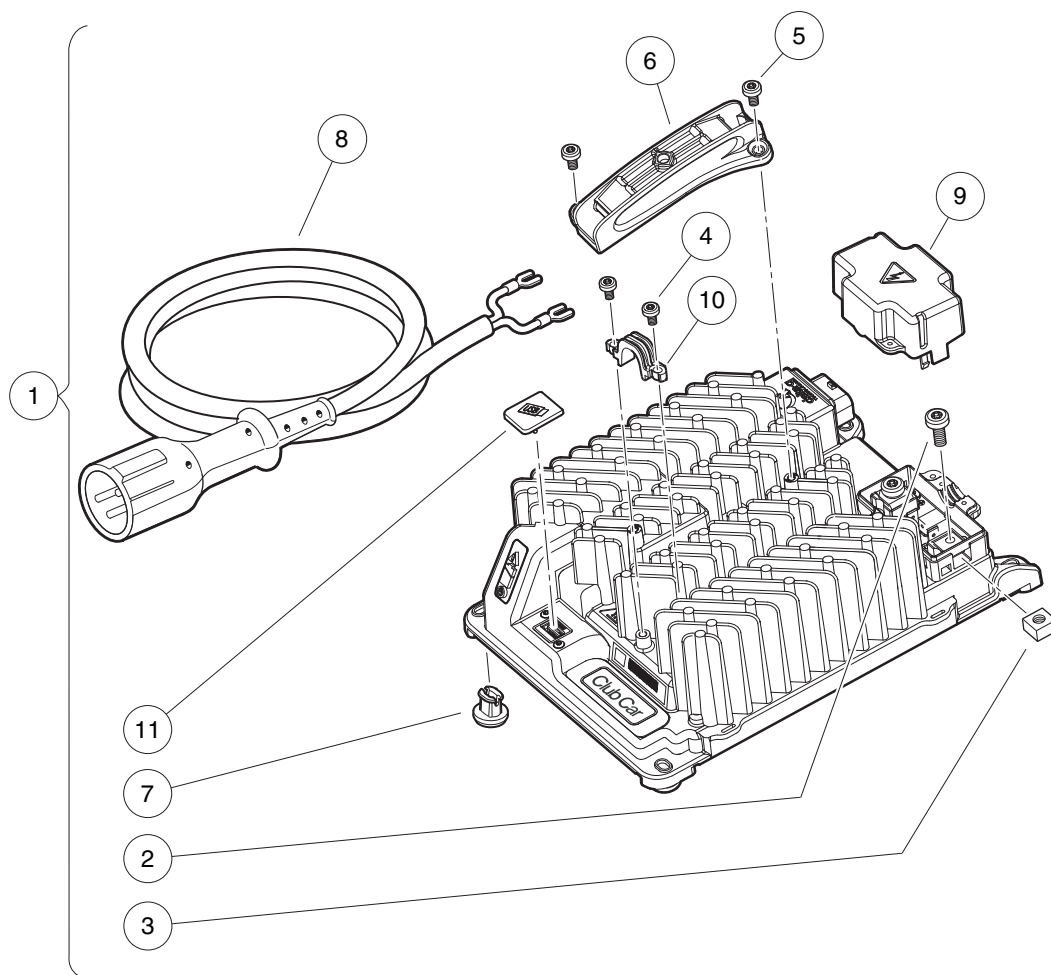


000610-002

BATTERY CHARGER, HIGH-FREQUENCY – U.S./CANADA

ITEM	PART NO.	DESCRIPTION	QTY
		1 2 3 4	
1	105095201	Charger, High-Freq, Service, 9ft Yel DC, 6ft AC, US/Canada (includes items 2 and 3)	1
2	104024201	Cord, AC, Nema To Iec320, 6ft (1.83 m), U.S./Canada	1
3	104029601	Charger, Asm, High-Freq, 9ft (2.74 m) Yellow DC Cord (includes items 4 through 13)	1
4	104024501	Screw, M6, Torx Head	2
5	104024601	Nut, M6, Square, Captured	2
6	104028901	Screw, M4 X .70, Pan Hd, Torx	2
7	104029001	Screw, M5 X .80, Pan Hd, Torx	2
8	105003601	Handle, Charger, High-Freq	1
9	105003701	Foot, Charger, High-Freq	4
10	105070101	Cord, DC, Yellow, 9ft (2.74 m)	1
11	105092301	Cover, DC Terminal Block, High-Freq Charger	1
12	105093101	Strain Relief, High-Freq, External, Charger	1
13	105123801	Cover, USB	1
<p>Note: This charger includes both an AC cord and DC cord. For additional cord lengths that may be used with this charger, see the Battery Charger Cords page.</p>			

16
E

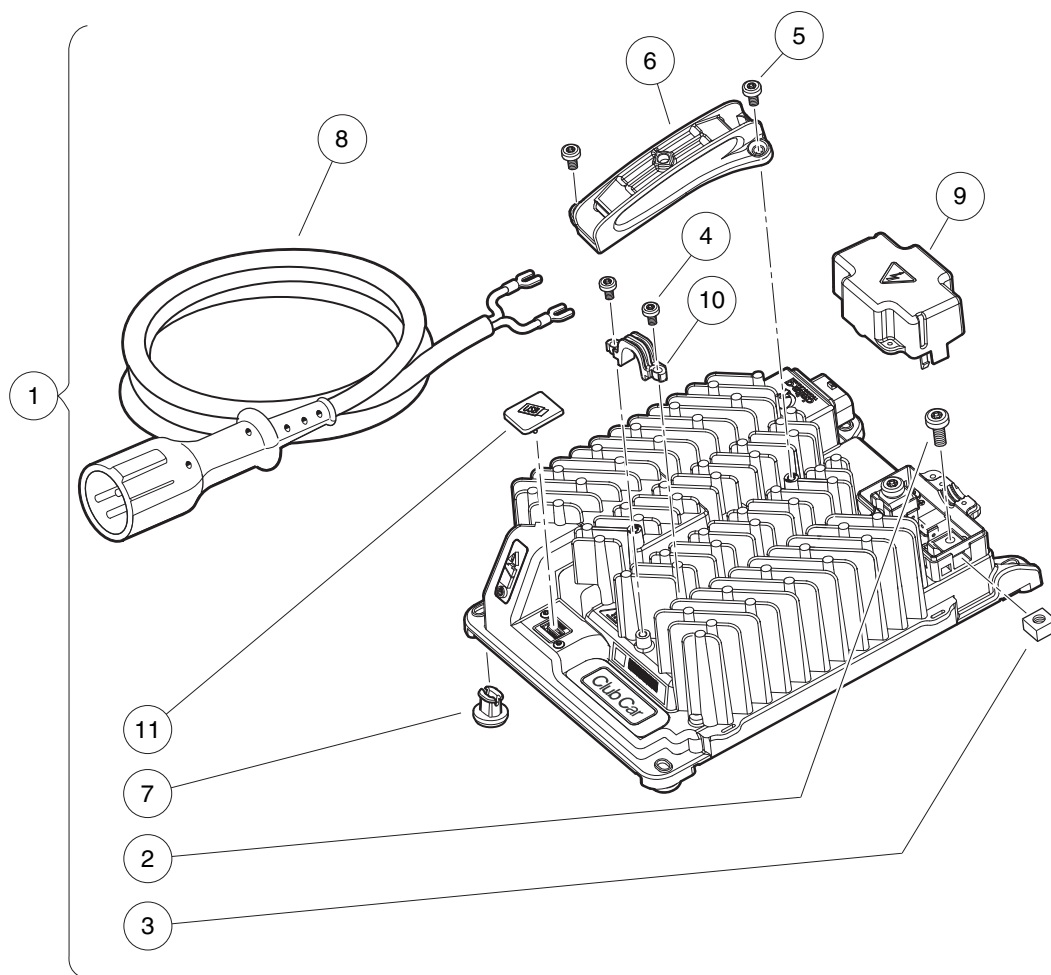


000610-003

BATTERY CHARGER, HIGH-FREQ., 2.74 M DC CORD – GLOBAL

ITEM	PART NO.	DESCRIPTION	QTY
		1 2 3 4	
1	104029601	Charger, Asm, High-Freq, 9ft (2.74 m) Yellow DC Cord (includes items 2 through 11)	1
2	104024501	Screw, M6, Torx Head	2
3	104024601	Nut, M6, Square, Captured	2
4	104028901	Screw, M4 X .70, Pan Hd, Torx	2
5	104029001	Screw, M5 X .80, Pan Hd, Torx	2
6	105003601	Handle, Charger, High-Freq	1
7	105003701	Foot, Charger, High-Freq	4
8	105070101	Cord, DC, Yellow, 9ft (2.74 m)	1
9	105092301	Cover, DC Terminal Block, High-Freq Charger	1
10	105093101	Strain Relief, High-Freq, External, Charger	1
11	105123801	Cover, USB	1
<p>Note: This charger does not include the AC cord. To complete the charger, choose the appropriate type and length of AC cord found on the Battery Charger Cords page.</p>			

16
E

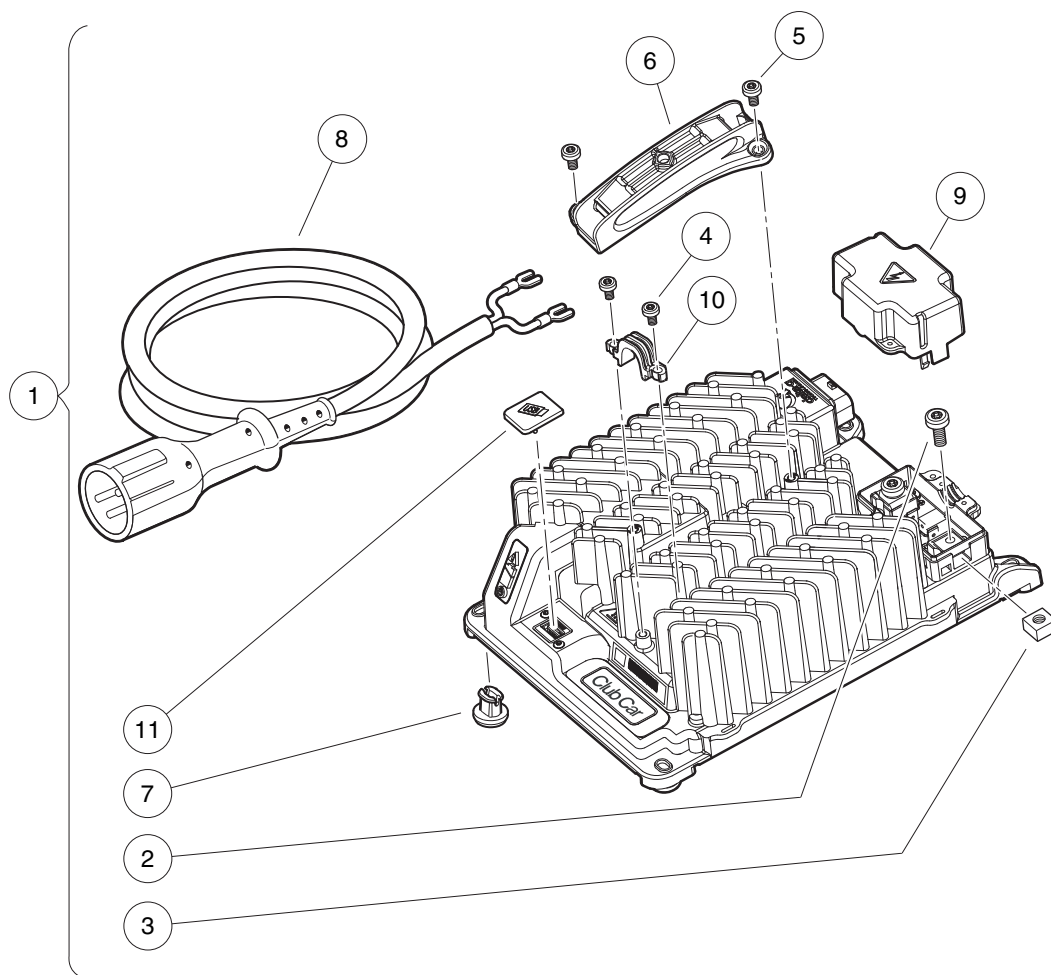


000610-003

BATTERY CHARGER, HIGH-FREQ., 3.66 M DC CORD – GLOBAL

ITEM	PART NO.	DESCRIPTION	QTY
		1 2 3 4	
1	104029602	Charger, Asm, High-Freq, 12ft (3.66 m) Yellow DC Cord (includes items 2 through 11) ..	1
2	104024501	Screw, M6, Torx Head	2
3	104024601	Nut, M6, Square, Captured	2
4	104028901	Screw, M4 X .70, Pan Hd, Torx	2
5	104029001	Screw, M5 X .80, Pan Hd, Torx	2
6	105003601	Handle, Charger, High-Freq	1
7	105003701	Foot, Charger, High-Freq	4
8	105070102	Cord, DC, Yellow, 12ft (3.66 m)	1
9	105092301	Cover, DC Terminal Block, High-Freq Charger	1
10	105093101	Strain Relief, High-Freq, External, Charger	1
11	105123801	Cover, USB	1
<p>Note: This charger does not include the AC cord. To complete the charger, choose the appropriate type and length of AC cord found on the Battery Charger Cords page.</p>			

16
E

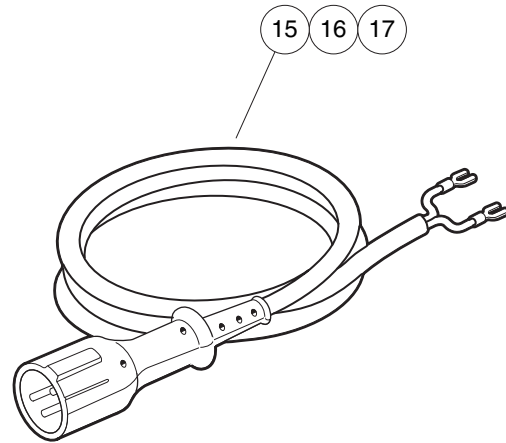
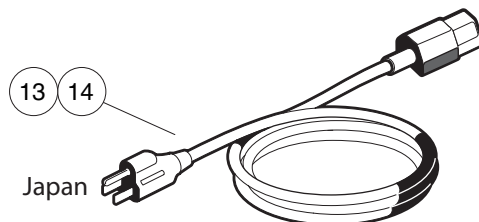
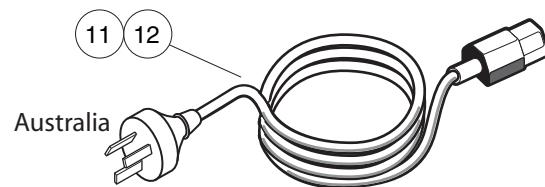
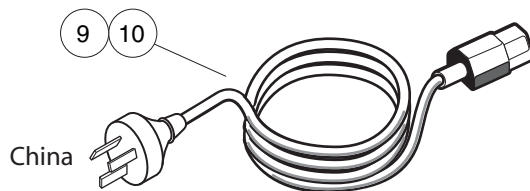
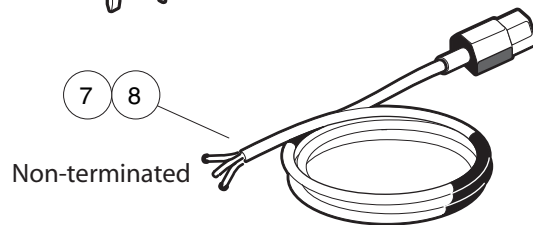
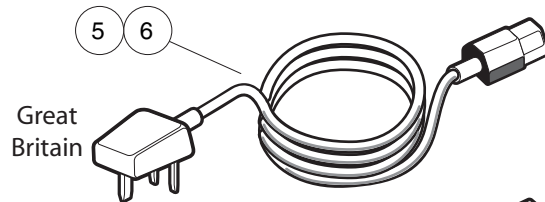
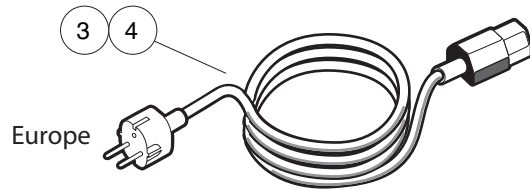
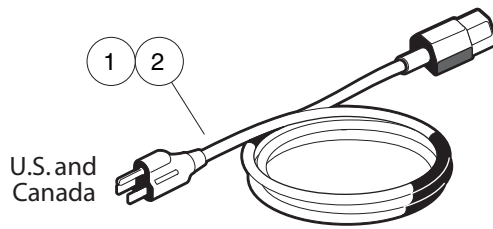


000610-003

BATTERY CHARGER, HIGH-FREQ., 6.1 M DC CORD – GLOBAL

ITEM	PART NO.	DESCRIPTION	QTY
		1 2 3 4	
1	104029603	Charger, Asm, High-Freq, 20ft (6.1 m) Yellow DC Cord (includes items 2 through 11)	1
2	104024501	Screw, M6, Torx Head	2
3	104024601	Nut, M6, Square, Captured	2
4	104028901	Screw, M4 X .70, Pan Hd, Torx	2
5	104029001	Screw, M5 X .80, Pan Hd, Torx	2
6	105003601	Handle, Charger, High-Freq	1
7	105003701	Foot, Charger, High-Freq	4
8	105070103	Cord, DC, Yellow, 20ft (6.1 m)	1
9	105092301	Cover, DC Terminal Block, High-Freq Charger	1
10	105093101	Strain Relief, High-Freq, External, Charger	1
11	105123801	Cover, USB	1
<p>Note: This charger does not include the AC cord. To complete the charger, choose the appropriate type and length of AC cord found on the Battery Charger Cords page.</p>			

16
E



000610-004

CORDS – BATTERY CHARGER, HIGH-FREQUENCY

ITEM	PART NO.	DESCRIPTION	QTY
		1 2 3 4	
1	104024201	Cord, AC, Nema To lec320, 6ft (1.83 m), U.S./Canada	A/R
2	104024202	Cord, AC, Nema To lec320, 9ft (2.74 m), U.S./Canada	A/R
3	104024401	Cord, AC, lec320, 6ft (1.83 m), Europe	A/R
4	104024402	Cord, AC, lec320, 9ft (2.74 m), Europe	A/R
5	104028501	Cord, AC, lec320, 6ft (1.83 m), Great Britain	A/R
6	104028502	Cord, AC, lec320, 9ft (2.74 m), Great Britain	A/R
7	104028601	Cord, AC, lec320, 6ft (1.83 m), Non-terminated	A/R
8	104028602	Cord, AC, lec320, 9ft (2.74 m), Non-terminated	A/R
9	105068201	Cord, AC, lec320, 6ft (1.83 m), China	A/R
10	105068202	Cord, AC, lec320, 9ft (2.74 m), China	A/R
11	105068301	Cord, AC, lec320, 6ft (1.83 m), Australia	A/R
12	105068302	Cord, AC, lec320, 9ft (2.74 m), Australia	A/R
13	105068401	Cord, AC, lec320, 6ft (1.83 m), Japan	A/R
14	105068402	Cord, AC, lec320, 9ft (2.74 m), Japan	A/R
15	105070101	Cord, DC, Yellow, 9ft (2.74 m)	A/R
16	105070102	Cord, DC, Yellow, 12ft (3.66 m)	A/R
17	105070103	Cord, DC, Yellow, 20ft (6.1 m)	A/R

16
E

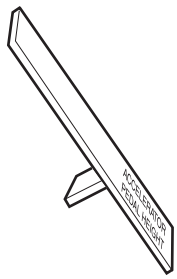
MAINTENANCE AND SERVICE TOOLS

17

G

E

D



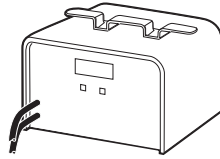
1



2



3



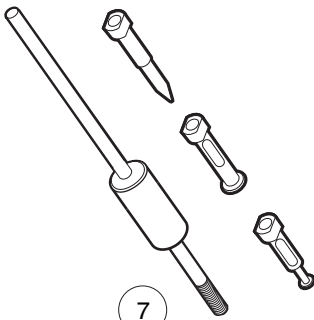
4



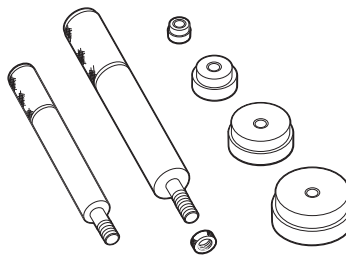
5



6



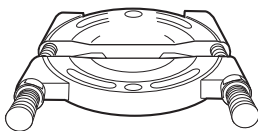
7



8



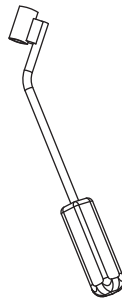
9



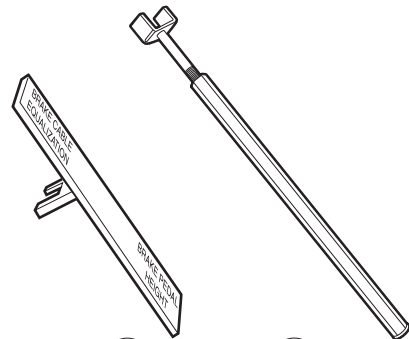
10



11




12



13

14

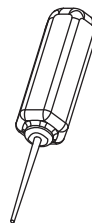
15



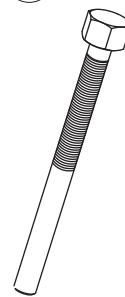
16



17



18



19

MAINTENANCE AND SERVICE TOOLS

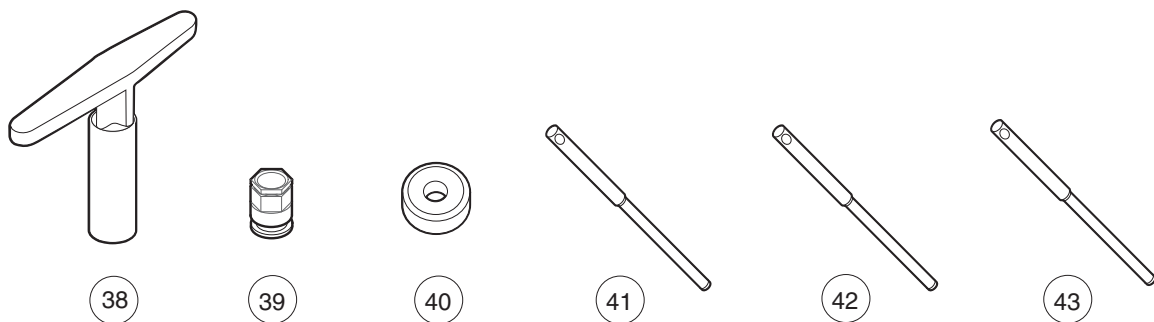
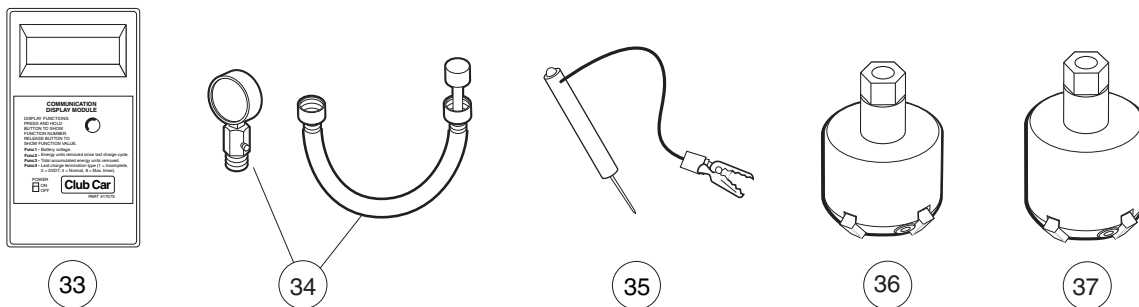
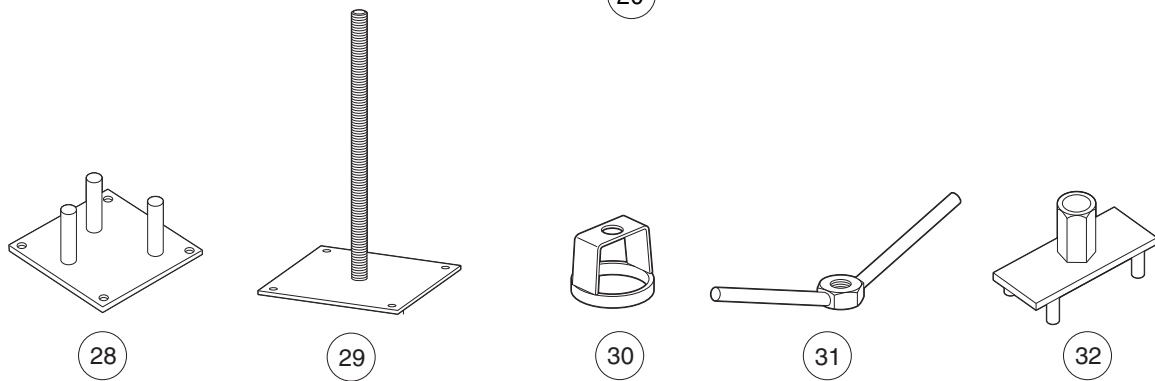
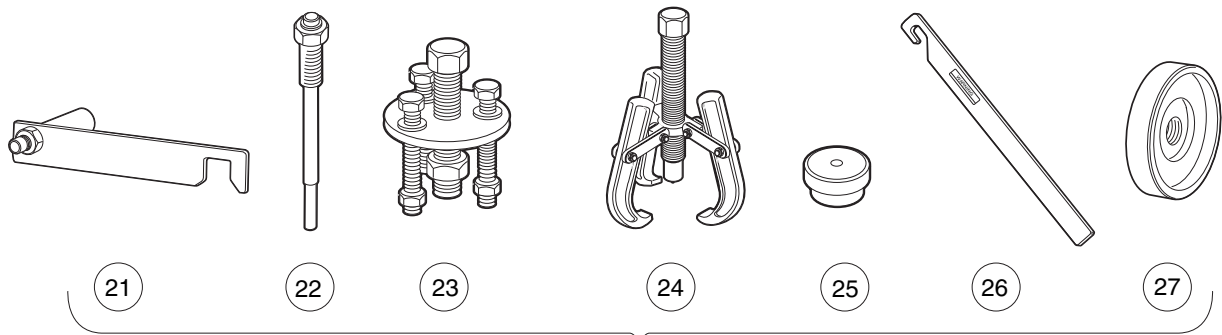
ITEM	PART NO.	DESCRIPTION	QTY DIESEL	QTY GAS	QTY ELEC	17 G E D
		1 2 3 4 The following tool list includes all tools available from Club Car for maintenance and service procedures for gasoline, electric, and/or diesel vehicles, both past and present models. Be sure to carefully examine the tool list for applicability to your vehicle before ordering.				
1	101871001	Accelerator Pedal Adjustment Tool		1	1	
2	101813202	Adhesive, Guide Ring, 3-Gram Tube			1	
3	101641202	Arbor		1		
4	101831901	Battery Discharge Machine, 36/48 Volt			1	
5	1014305	Battery Terminal Protector Spray	1	1	1	
6	1011767	Battery Thermometer	1	1	1	
7	1016417	Bearing and Oil Seal Remover Assembly	1	1	1	
8	1016416	Bearing Driver Set	1	1	1	
9	1012811	Bearing Puller	1	1	1	
10	1012812	Bearing Puller Wedge Attachment	1	1	1	
11	1013582	Brake Adjustment Tool (used only on vehicles with manually adjusted mechanical brakes)		1	1	
12	102555501	Brake Cable Release Tool	1	1	1	
13	102249901	Brake Pedal Adjustment Tool Kit (used for the Carryall Electric Industrial Truck only) (includes items 14 and 15).....			1	
14	****	Brake Pedal Adjustment Tool			1	
15	****	Brake Pedal Tension Tool			1	
16	101887101	Calibration Test Module			1	
17	101808401	Cam Installation Tool		1		
18	102562401	Charger Bezel Tool			1	
19	102686101	Clutch Removal Tool (for 4x4 vehicles)	1	1		
		Please refer to the maintenance and service manual for proper tool application. **** Special order item available upon request				

17

G

E

D



MAINTENANCE AND SERVICE TOOLS, CONTINUED


ITEM	PART NO.	DESCRIPTION	QTY DIESEL	QTY GAS	QTY ELEC	17
		1 2 3 4				G
20	1014510	Clutch Tool Kit (includes items 21 - 27)		1		E
21	1014498	Clutch Alignment Tool (for pre-unitized transaxle vehicles built prior to 1997 model year)		1		D
22	1014496	Drive Clutch Puller (for Kawasaki engines only)		1		
23	1014497	Drive Clutch Hub Puller (for Kawasaki engines only)		1		
24	1014508	Driven Clutch Cam Puller (for Kawasaki engines only)		1		
25	1014507	Driven Clutch Puller Plug (for Kawasaki engines only)		1		
26	1015524	Drive Clutch Holder Tool Assembly (for Kawasaki engines only)		1		
27	101809101	Press Weldment (for Kawasaki engines only)		1		
28	102601501	Drive ClutchFixed Sheave Tool (for 4x4 vehicles)	1	1		
29	102603501	Driven Clutch Spring Compression Base (for use with items 30 and 31) (for 4x4 vehicles)	1	1		
30	102605201	Driven Clutch Spring Compression Collar (for use with items 29 and 31) (for 4x4 vehicles)	1	1		
31	102606101	Driven Clutch Spring Compression Nut (for use with items 29 and 30) (for 4x4 vehicles)	1	1		
32	102607501	Drive Clutch Spider Removal Tool (for 4x4 vehicles)	1	1		
33	101831801	Communication Display Module			1	
34	101641002	Compression Gauge and Adapter		1		
35	1011273	Continuity Tester		1	1	
36	102773801	Cutter, Valve Seat, #122		1		
37	102773901	Cutter, Valve Seat #115		1		
38	102774101	Wrench, T, #505.....		1		
39	102774101	Adapter, T-Wrench		1		
40	102675401	Cutter, Valve Seat, 60 Degree (requires item 51) (for Honda GX620 Gasoline Engines)		1		
41	102774201	Pilot, 6.6 MM		1		
42	102774301	Pilot, 6.62 MM.....		1		
43	102774401	Pilot, 6.65 MM.....		1		
		Please refer to the maintenance and service manual for proper tool application.				

17

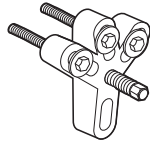
G

E

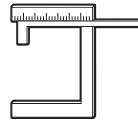
D



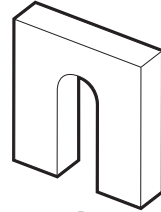
44



45



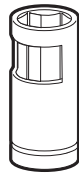
46



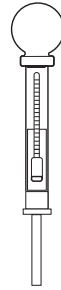
47



48



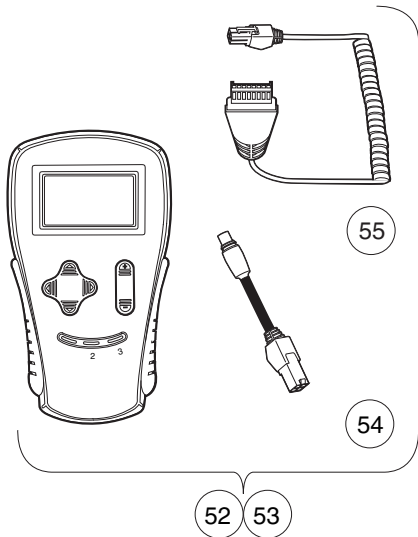
49



50



51

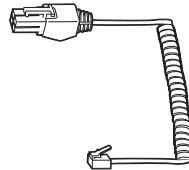


52

53

55

54



56



58

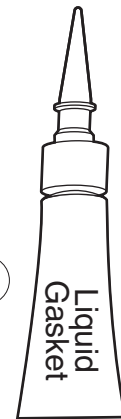


59

60



61



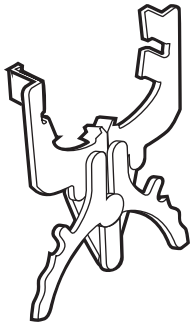
57

MAINTENANCE AND SERVICE TOOLS, CONTINUED

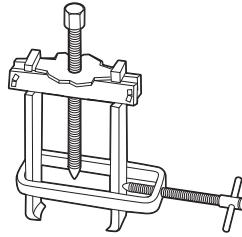
ITEM	PART NO.	DESCRIPTION	QTY DIESEL	QTY GAS	QTY ELEC	17 G E D
		1 2 3 4				
44	1012151	Dry Moly Lubricant	1	1	1	
45	1016627	Flywheel Puller Kit (for Kawasaki Engines)		1		
46	102669901	Gauge, Carburetor Float Level (for Honda GX620 Gasoline Engines)		1		
47	1016418	Gear Yoke	1	1	1	
48	101933101	Governor Shaft Installation Tool (for Kawasaki Engine Vehicles)		1		
49	102169401	Hydraulic Brake Adjuster (for Turf/CA 272/472, Pioneer/XRT 1200, Bobcat 2100, HUV 4213)			1	
50	1011478	Hydrometer	1	1	1	
51	1013593	Internal Retaining Ring Pliers	1	1	1	
52	102248803	IQ Display Module (IQDM) Kit (IQ System and IQ Plus vehicles)			1	
		(includes items 54 and 55)				
53	102248804	IQ Display Module (IQDM-P) Kit (IQ System and IQ Plus vehicles)			1	
		(includes items 54 and 55)				
54	102251501	Adaptor, Cable			1	
55	102241502	IQDM Series 2 Cable			1	
56	102241501	IQDM Series 1 Cable (replacement)			1	
57	101928701	Liquid Gasket (transaxle case)	1	1	1	
58	102243402	Moly-Teflon Lubricant (4-oz. (113-gram) tube)			1	
59	101997201	Paint, Touch-Up – Beige*		1	1	
59	101997207	Paint, Touch-Up – Black*		1	1	
59	101997212	Paint, Touch-Up – Burgundy*		1	1	
59	101997211	Paint, Touch-Up – Classic Blue (Navy)*		1	1	
59	101997205	Paint, Touch-Up – Dark Gray*	1	1	1	
59	101997209	Paint, Touch-Up – Dark Green*	1	1	1	
59	101997204	Paint, Touch-Up – Gray*	1	1	1	
59	101997203	Paint, Touch-Up – Red*	1	1	1	
59	101997206	Paint, Touch-Up – Royal Blue (Pacific Blue)*		1	1	
59	101997202	Paint, Touch-Up – White*	1	1	1	
60	102562301	Paint, Precedent Underbody – Gray		1	1	
61	102587201	Paint Pen, Touch-Up, Precedent Underbody – Black		1	1	
<p>Please refer to the maintenance and service manual for proper tool application.</p> <p>* Item 59 is not for use on Surlyn[®] body material, which is used on Precedent vehicles.</p>						



62



63




64



65



66



67



68



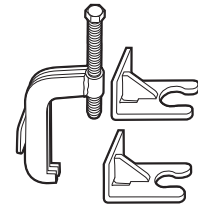
69



70



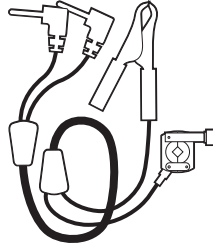
71



72



73



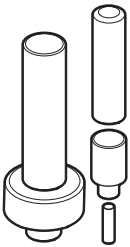
74




75



76



77



83



84



85



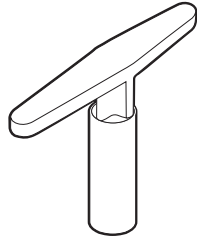
86

MAINTENANCE AND SERVICE TOOLS, CONTINUED

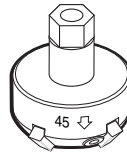
ITEM	PART NO.	DESCRIPTION	QTY DIESEL	QTY GAS	QTY ELEC	17
		1 2 3 4				G
62	1016414	Piston Ring Compressor Kit (FE290, FE350 and FE400 engines)		1		E
63	1016415	Piston Ring Pliers (for Kawasaki Engines)		1		D
64	102668801	Puller, Special Use (for Kubota D722 Diesel Engines)	1			
65	1012549	Retaining Ring Pliers, 45° External	1	1	1	
66	1012560	Retaining Ring Pliers, 90° Internal	1	1	1	
67	101823101	Safety First Card (50 per pack)	1	1	1	
68	1012809	Seal Puller	1	1	1	
69	102330901	Spanner Wrench (for coil over shock front suspension vehicles only)	1	1		
70	1014264	Steering Column Bearing Press Tool		1	1	
71	1014259	Steering Column Retaining Ring Tool		1	1	
72	102061201	Steering Wheel Puller Tool	1	1	1	
73	AM10753	Tachometer (includes gasoline engine pick up lead only)	1	1		
74	AM10771	Tachometer Diesel Probe (for use with item 73)	1			
75	1014162	Transaxle Axle Seal Tool		1		
76	1014161	Transaxle Pinion Seal Tool		1		
77	1014115	Transmission Tool Kit		1		
78	101611003	Tune-Up Kit, All OHV (for FE290, FE350, FE400 only) (includes air filter, spark plug, oil filter, fuel filters) (not shown)		1		
79	AM11804	Tune-Up Kit, Gx620 (for Honda Engines) (includes air filter, spark plug, oil filter, fuel filters) (not shown)		1		
80	AM11805	Tune-Up Kit, D722 (for Kubota Engines) (includes air filter, oil filter, fuel filters, water separator filter) (not shown)	1			
81	AM1220301	Tune-Up Kit, Precedent (for FE290/350 Engines) (includes air filter, spark plug, oil filter, fuel filters) (not shown)		1		
82	AM1232401	Tune-Up Kit, FH680D (for Kawasaki V-Twin Engines) (includes oil filter, fuel filter, air filter, and spark plugs) (not shown).....		1		
83	1016413	Valve Clearance Adjuster Screw Holder (for FE290 engines only)		1		
84	102674601	Valve Guide Driver (for Honda GX620 Gasoline Engines)		1		
85	101641201	Valve Guide Reamer (FE290, FE350, and FE400 only)		1		
86	102674401	Valve Guide Reamer, 6.6 mm (for Honda GX620 Gasoline Engines)		1		



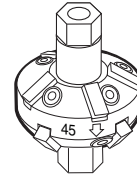
87




88



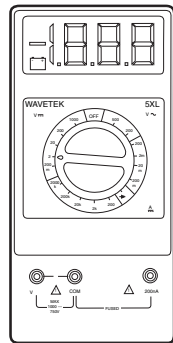
89



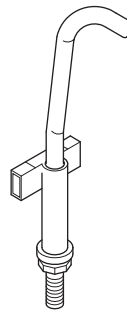
90



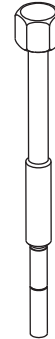
91



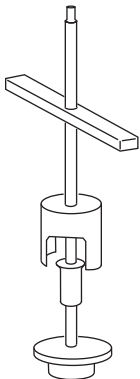
92



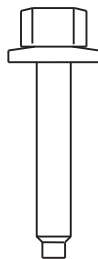
93



94



95



96

MAINTENANCE AND SERVICE TOOLS, CONTINUED

ITEM	PART NO.	DESCRIPTION	QTY DIESEL	QTY GAS	QTY ELEC	17
		1 2 3 4				G
87	1016552	Valve Seat Cutter Guide		1		E
88	1016551	Valve Seat Cutter T-Wrench		1		D
89	1016553	Valve Seat Cutter, 45° (32 mm diameter) (for FE290 engines only)		1		
90	1016554	Valve Seat Cutter, 45°/30° (35 mm diameter)		1		
91	101641101	Valve Spring Compressor		1		
92	1011480	Volt Ohm Meter	1	1	1	
93	102570401	Tool, Tensioning, Starter Generator (For Precedent vehicles)		1		
94	103601401	Puller, Drive Clutch, XRT 950*		1		
95	103601701	Tool, Disassembly, Driven Clutch, XRT 950		1		
96	103600501	Screw, Driven Clutch Disassembly, M6, XRT 950		1		
<p>*Note: The XRT 950 Drive Clutch Puller requires the use of Screw, Driven Clutch Disassembly, CCI Part Number 103600501.</p>						

INDEX

Part Number and Page

AM10753	17-9	8067	6-13	1011694	5-5, 5-7
AM10771	17-9	8104	4-9	1011697	6-5, 13-13
AM10419	11-11	8233	1-3, 1-23, 1-25, 1-29, 1-33, 4-23, 4-25, 4-29, 4-31, 5-5, 5-7, 9-13, 12-3, 12-11, 13-3	1011734	5-9
AM1243501	4-27	8248	12-3, 13-3	1011767	17-3
AM1243701	4-23, 4-25, 4-27	8251	1-23, 1-25	1011779	5-13
AM1243801	4-23, 4-25, 4-27	8294	4-29	1011825	4-29
AM1300001	13-17	8450	11-7, 11-9	101187702	5-3
AM1300101	13-17	8639	4-27, 7-13, 7-15, 13-11	1011895	6-7
AM1300201	13-17	8717	5-7, 7-13, 7-15, 12-3	1011930	6-7
AM1300301	13-17	8754	1-21, 5-5, 5-7, 5-13, 6-5, 6-7, 6-9, 6-11, 6-15, 7-11	1011931	1-29, 5-5, 5-7
183	4-5, 4-7, 4-9, 4-21, 4-27, 11-7, 11-9	8755	1-33, 6-9, 6-15	1011990	1-21
304	1-31, 4-29	8861	6-11	1012151	17-7
320	1-21, 1-31, 1-33	8990	4-9, 4-19, 4-25, 4-31, 6-7, 12-5, 13-3, 13-11	1012285	4-31, 13-3, 13-11
324	4-23, 4-25	1010124	6-9	1012295	7-13, 7-15
332	1-3, 1-23, 1-25, 1-27, 1-33, 4-23, 4-25, 4-29, 13-3, 13-11	1010138	1-31, 6-11	1012303	1-33, 6-9, 6-15
334	1-33, 5-5, 5-7, 6-5, 6-7, 11-7, 11-9	1010145	6-15	1012304	6-15
357	6-9	1010150	6-9	1012412	1-23, 1-25
451	14-3	1010436	1-17	1012431	4-11, 7-15, 7-17, 7-19
706	6-9	1010543	1-27	1012438	4-7, 4-27
1016	4-5, 4-9, 4-21	1010545	1-31	1012467	6-7
1017	4-3	1010577	8-5	1012528	10-3, 13-11
1028	5-3	1010805	5-3	1012549	17-9
1032	5-3	1010829	5-13	1012560	17-9
1035	6-7	1010850	5-11	1012594	7-17, 7-19
1218	9-15	1010877	5-3	1012604	6-5
1241	1-5, 1-29, 4-5, 4-7, 5-3, 5-5, 5-7, 5-13, 7-13, 7-15, 7-23, 8-5, 9-15	1010878	1-33, 5-3	1012605	6-5
1242	4-19, 5-13, 7-11, 7-13, 7-15, 13-11	101090802	13-13	1012649	9-7
1624	5-5, 5-7, 6-7, 7-11	1010909	4-5, 4-21	1012809	17-9
2402	6-11	1010921	5-3	1012811	17-3
4029	4-29	1010927	5-3	1012812	17-3
7048	6-13	1010932	5-3	1012836	11-11
7173	4-5, 4-7, 7-23	1010933	5-3	1012986	4-13
7174	6-5, 7-11, 10-3, 13-11	1010934	7-23	1012987	12-3
7251	1-11	1010954	7-13, 7-15	101303202	1-7
7310	2-3	1010958	13-13	1013035	6-7
7311	1-29	1010984	2-3	1013042	6-7, 6-11
7330	15-3	1010993	1-23, 1-25	1013044	6-7
7335	15-3	1011084	5-9	1013052	6-7
7336	15-3	1011114	9-13, 12-11	1013061	13-9
7473	1-11, 4-5, 4-7, 5-3, 5-5, 5-7, 5-13, 7-13, 7-15, 7-23, 9-15	1011229	4-5, 4-7	1013164	6-15
7540	6-7	1011273	17-5	1013357	4-5, 4-7
7555	6-7	1011280	4-5, 4-7	1013461	4-3
7591	4-5, 4-7, 8-11	1011402	5-3	1013509	4-23, 4-25
7602	6-7	1011415	6-15	1013531	5-13
7716	5-3, 5-5, 5-7	1011418	5-3	1013547	4-31
7818	7-13, 7-15	1011439	4-5, 4-7	1013579	4-31
7820	4-29	1011466	5-11	1013582	17-3
7847	1-23, 1-25, 1-29, 1-33, 4-33	1011478	17-7	1013589	7-13, 7-15
7893	4-5, 4-9, 4-21, 7-13, 7-15	1011480	17-11	1013591	12-3
8056	4-11, 7-19	1011557	4-5, 4-7	1013593	17-7
8057	4-11, 7-15, 7-17, 7-19	1011578	1-31, 6-5, 13-13	1013609	7-13, 7-15
8058	7-15, 7-17, 7-19	1011582	4-33	1013734	13-11
		1011590	4-9	1013746	9-7
		1011652	1-27	1013794	15-3
				1013857	4-13, 4-15
				1013869	5-3

INDEX

1013870	5-3	1014808	7-15	1016366	4-7
1013871	5-5, 5-7	1014901	6-15	1016384	6-9
1013876	1-31, 5-3	1014902	6-15	1016385	6-11
1013924	5-11, 8-5	1014947	13-11	1016386	6-9
1013983	1-19	1015010	4-27	1016387	6-9
1014007	5-5, 5-7, 9-13, 12-11	101503202	1-3	1016389	6-9
1014051	11-9	1015064	12-3	101641002	17-5
1014055	11-7, 11-9	1015072	13-13	101641101	17-11
1014056	11-7, 11-9	1015137	9-7	101641201	17-9
1014057	11-7, 11-9	1015153	4-23	101641202	17-3
1014058	11-7, 11-9	1015154	4-23	1016413	17-9
1014059	11-7, 11-9	1015156	4-23, 4-25, 4-27	1016414	17-9
1014062	11-7, 11-9	1015157	4-23, 4-25	1016415	17-9
1014063	11-7, 11-9, 13-11	1015160	4-23, 4-25	1016416	17-3
1014065	7-13, 7-15, 11-7, 11-9	1015162	4-23	1016417	17-3
1014072	11-11	1015167	4-27	1016418	17-7
1014078	11-11	1015170	4-27	1016423	4-5, 4-7
1014080	11-11	1015172	4-23, 4-25	1016551	17-11
1014115	17-9	1015187	4-23, 4-25, 4-27	1016552	17-11
1014116	9-3	1015332	7-3, 7-5	1016553	17-11
1014125	6-5	1015373	7-13, 7-15	1016554	17-11
1014126	6-5	1015391	1-31	1016627	17-7
1014145	7-13, 7-15, 12-3	1015405	7-13, 7-15	1016630	4-13
1014153	5-11	101547601	3-7	1016717	4-33
1014161	17-9	1015524	17-5	1016801	11-7, 11-9
1014162	17-9	1015526	4-23, 4-25, 4-27	1016837	4-23, 4-25
1014201	14-3	1015583	1-33, 6-15	1016851	4-11
1014213	6-5	101558302	6-9	1016868	1-11
1014214	6-5	1015597	6-7, 6-13	1016879	4-3
1014217	6-5	1015737	7-13, 7-15	1016880	4-3
1014259	17-9	1015741	4-5, 4-7, 7-13, 7-15	1016901	11-7
1014264	17-9	1015752	4-33, 7-13, 7-15, 13-5	1016916	1-27
1014276	6-9	1015765	4-23	1016929	4-23, 4-25, 4-27
1014287	11-7, 11-9	1015768	4-27	1016952	1-23, 1-25
1014288	6-5, 11-7, 11-9, 13-11	1015770	4-27	1016967	1-11
1014289	7-7, 7-9	1015878	7-15	1017029	5-3
1014304	13-13	1015932	7-11	1017062	4-3
1014305	17-3	1015969	8-9	1017064	4-3
1014306	1-23, 1-25, 4-31	1016103	8-11	1017065	4-3
1014453	11-7, 11-9	101611003	17-9	101707402	4-9
1014454	11-11	101611402	15-5	1017075	4-9
1014496	17-5	1016183	6-5	1017080	1-11
1014497	17-5	1016201	11-7, 11-9	1017141	1-23, 1-25
1014498	17-5	1016230	4-27	1017145	11-11
1014507	17-5	1016267	4-27	1017226	6-5
1014508	17-5	1016269	6-5	1017235	6-15
1014510	17-5	1016287	4-27	1017266	6-11
1014530	4-29	1016289	11-7, 11-9	1017273	6-3
1014540	4-31	1016346	6-11	1017313	6-5
101454902	6-15	1016349	6-11	1017314	6-5
1014555	6-15	1016350	6-11	1017315	6-5
1014573	6-15	1016351	6-11	1017317	6-5
1014675	6-15	1016353	6-11	1017378	5-5, 5-7
1014727	7-17, 7-19	1016356	4-5, 4-7	1017380	5-5, 5-7
1014789	7-3, 7-5	1016363	4-7	1017424	5-5, 5-7
1014807	7-15, 7-17, 7-19	1016365	4-19	1017686	11-11

INDEX

1017696	5-5, 5-7	101879601	6-7	101936801	13-5
1017705	13-9	101879701	6-7	101942301	13-3, 14-3
1017721	4-5, 4-21	101879801	6-7	101953101	5-13
1017724	4-9	101879901	6-7	101954301	1-3, 1-27
1017774	1-29	101880001	6-7	101955101	4-29
1017853	4-5, 4-7	101880101	6-7	101957101	4-5, 4-7
101791101	5-11	101880201	6-7	101960501	1-7, 3-7
101795701	13-7, 13-13	101880301	6-7	101963401	7-21, 8-5
101796201	5-5, 5-7	101881501	4-31	101965205	13-11
101796501	13-9	101881601	4-31	101968701	13-7
101796801	13-9	101884801	8-5	101969701	4-29
101801001	13-9	101886101	9-13, 12-11	101972001	17-7
101802101	13-9	101887101	17-3	101972002	17-7
101806901	1-7	101894901	13-9	101972003	17-7
101808401	17-3	101895401	15-3	101972004	17-7
101809101	17-5	101895501	15-3	101972005	17-7
101810501	4-7	101897001	15-3	101972006	17-7
101813202	17-3	101897201	15-3	101972007	17-7
101814601	4-25	101897401	15-3	101972009	17-7
101815501	5-11	101897601	15-3	101972011	17-7
101815502	5-11	101898001	7-23	101972012	17-7
101816301	5-11	101903001	13-7	101972101	15-3
101816501	5-11	101903101	6-9	101972201	15-3
101816502	5-11	101903601	15-3	101978001	13-7
101817401	5-5, 5-7	101903701	15-3	101978101	13-7
101818801	5-7	101906901	15-3	101978201	13-7
101821601	4-27	101908101	13-3	101978601	15-5
101823101	17-9	101908401	13-3	101979101	7-17, 7-19
101823201	5-11	101908601	3-11	101984801	6-5
101823301	5-11	101908703	13-11	101987901	4-3
101823302	5-11	101910401	1-29, 13-11	101988001	4-3
101823801	5-11	101912401	5-9	101988002	4-3
101823901	5-11	101914001	15-5	101988101	4-3
101824001	5-11	101914401	4-5	101988201	4-3
101824002	5-11	101915201	3-7	101990703	4-13
101824101	8-11	101918501	5-3	101990801	5-13
101826801	13-11	101919801	5-5, 5-7	101991101	4-13
101827801	13-11	101920101	13-3, 13-5, 14-3	101997802	4-31
101830701	4-15	101922101	15-3	101997803	4-31
101831801	17-5	101922201	15-3	101997902	4-31
101831901	17-3	101922501	13-3	101997903	4-31
101832001	13-9	101923001	15-3	101998211	1-27
101833401	11-11	101923201	15-3	101998212	1-27
101834602	8-5	101923501	15-3	101998214	1-27
101835601	1-33, 4-19, 4-33	101923901	15-3	101998215	1-27
101855002	13-3	101926501	6-15	101998501	1-27
101855801	1-23, 1-25	101928701	15-3, 17-7	102022101	5-13
101856002	13-3	101929401	6-15	102022601	6-11
101856102	7-13, 7-15	101931501	3-11, 13-11	102022602	6-11
101861901	5-5, 5-7	101932201	4-5, 4-7	102025801	1-3, 9-5
101862001	5-5	101932401	13-3	102025901	4-13
101871001	17-3	101932501	13-3	102026001	5-5, 5-7
101878201	5-3	101932601	13-11	102044702	4-13
101878302	6-7	101932701	13-11	102044801	4-13
101879401	6-7	101933101	17-7	102045001	1-3
101879501	6-7	101936101	15-5	102048401	1-3

INDEX

102051601	4-13	102292801	5-13	102669901	17-7
102051701	4-13, 4-15	102296530	1-29	102674001	17-5
102051901	4-13, 4-15	102298116	8-11	102674101	17-5
102059501	12-7, 12-9	102298240	1-9, 1-13	102674201	17-5
102061201	17-9	102310701	1-19	102674401	17-9
102065901	1-33	102323101	5-3	102674601	17-9
102066201	5-13	102323201	5-3	102675001	17-5
102101001	13-5	102330901	17-9	102675101	17-5
102101101	13-5	102352201	4-19	102675201	17-5
102155801	11-11	102353201	6-13	102675301	17-5
102158901	5-5, 5-7	102353301	6-13	102675401	17-5
102169401	17-7	102353401	6-13	102686101	17-3
102174201	1-27	102354104	6-13	102704701	14-3
102174202	1-27	102354204	6-13	102704801	14-3
102174204	1-27	102354901	4-19	102704901	14-3
102174205	1-27	102355001	4-19	102711201	7-13, 7-15
102186001	14-3	102355102	1-21	102725501	9-15
102186101	14-3	102356601	15-3	102732401	8-5
102186201	14-3	102356801	15-3	102766701	1-3
102186401	14-3	102357501	4-19	102771701	15-3
102186701	14-3	102357701	6-13	102777601	1-23, 1-25
102186901	14-3	102410604	8-11, 9-13	102777602	1-23, 1-25
102187101	14-3	102411203	9-3	102778501	1-3
102187201	14-3	102411209	9-15	102778502	1-3
102196901	13-3, 13-7	102476401	9-13, 12-11	102778503	1-3
102198001	4-13, 4-15	102490301	9-13	102778504	1-3
102198701	4-5	102491501	11-7, 11-9	102778505	1-3
102199001	4-5	102498201	9-13, 12-7, 12-9, 12-11	102778507	1-3
102199201	4-5	102499001	4-15	102778509	1-3
102199301	4-5	102503221	1-29	102778601	1-3
102199401	4-5	102503222	1-29	102778901	1-31
102199601	13-7	102503224	1-29	102779001	1-31
102221201	1-23, 1-25	102508601	4-15	102779201	1-31
102235201	14-3	102508701	4-15	102779301	1-31
102240501	13-11	102526201	12-3	102779401	1-31
102241501	17-7	102529201	4-9	102779501	1-31
102241502	17-7	102540301	8-5	102779601	1-31
102242101	1-5, 8-5, 11-11	102541402	8-11	102796101	1-29
102243101	13-11	102544201	1-29	102796201	6-3
102243402	17-7	102555501	17-3	102796301	1-29
102243403	14-3	102558201	8-3, 9-15	102796302	1-29
102248803	17-7	102562401	17-3	102796501	1-17
102249901	17-3	102570401	17-11	102796701	1-3
102251501	17-7	102572401	13-7	102796801	1-23
102259801	13-11	102581201	1-29	102796802	1-23
102263601	13-7, 13-11	102588501	6-15	102796803	1-23
102263701	13-11	102601501	17-5	102796804	1-23
102266601	13-3	102603501	17-5	102796805	1-23
102266701	13-3	102605201	17-5	102797201	1-33
102269701	7-21	102606101	17-5	102804501	4-13
102274101	12-23	102607501	17-5	102804502	4-13
102278001	6-5	102617201	8-5, 10-3	102804503	4-15
102289001	1-33	102617801	12-23	102804504	4-15
102289002	1-9, 1-13	102618601	1-9, 1-13	102806201	13-11
102289201	6-11	102621501	12-7, 12-9	102806203	13-11
102289301	1-33	102668801	17-9	102810301	1-15

INDEX

102810501	13-7	102913101	1-29	103653601	6-11
102815801	2-3	102913102	1-29	103696801	13-13
102815901	2-3	102913601	6-9	103711302	13-15
102816201	1-29	102914301	1-3	103756401	9-7
102818301	1-25	102959401	1-17	103765601	13-13
102818302	1-25	102967901	1-3, 4-13, 4-15	103864601	13-15
102818303	1-25	103189901	1-31	103879701	12-15
102818305	1-25	103200701	4-15	103879702	12-13
102819101	2-3	103218601	13-7	103882802	8-5
102820301	1-33	103234303	3-3	103886601	12-5
102820501	1-33	103246701	1-27	103905201	9-3
102821101	1-33	103246801	1-27	103924801	7-3, 7-5
102822001	1-3	103255601	4-5	103944301	9-3
102822002	1-3	103255701	4-7	103951501	12-23
102822401	6-3	103256901	4-5	103953301	7-7, 7-9
102823201	1-33	103257001	4-7	103958101	13-13
102825401	3-9	103257603	4-17	103973901	11-9
102825402	3-9	103257701	4-17	103973902	11-7
102825501	3-13	103257801	4-17	103974002	11-11
102825502	3-13	103293501	1-31	103974102	11-3
102825601	3-9	103306301	9-3	103974201	11-7, 11-9
102825701	3-13	103313301	1-5	103974401	11-7, 11-9
102828701	1-3, 1-17	103316701	13-11	103975301	11-11
102829703	1-21	103316801	13-11	103976101	11-7, 11-9
102829704	1-21	103316901	13-11	103978001	9-13
102829802	1-21	103317501	1-31	103979301	12-23
102830201	1-13	103344501	1-15	103979401	8-5
102830401	1-13, 6-9	103347101	7-7, 7-9	103982201	8-5
102830501	1-9	103347301	7-7, 7-9	103983501	9-11
102830701	1-31	103347601	7-7, 7-9	103984601	11-7, 11-9
102830801	4-15	103347701	7-7, 7-9	103989501	12-23
102831901	3-5, 3-13	103347801	7-7, 7-9	103989901	12-25
102832001	3-5, 3-13	103347901	7-7, 7-9	103995001	12-23
102833301	3-5, 3-11	103348202	4-17	103995901	8-9
102838701	7-7, 7-9	103351001	6-11	104005301	7-11
102838801	7-7, 7-9	103354401	4-17	104005901	13-17
102838901	7-7, 7-9	103354701	6-11	104006101	13-17
102839001	7-7, 7-9	103372101	9-3	104021701	12-23
102839301	7-7, 7-9	103372401	9-7	104023501	9-13, 12-11
102840301	1-29	103377201	5-13	104024201	16-3, 16-11
102841101	7-7, 7-9	103377301	5-13	104024202	16-11
102844601	7-7, 7-9	103397901	4-7	104024401	16-11
102844701	7-7, 7-9	103403101	13-11	104024402	16-11
102852401	1-13	103414901	4-7	104024501	16-3, 16-5, 16-7, 16-9
102852501	4-33	103452001	9-7	104024601	16-3, 16-5, 16-7, 16-9
102857401	1-3	103477901	6-13	104025101	11-11
102861401	2-5	103502601	6-9	104027101	12-23
102865101	9-7	103504301	13-13	104028501	16-11
102869401	4-5, 4-7	103507001	6-9	104028502	16-11
102886301	15-3	103508101	8-5	104028601	16-11
102886401	15-3	103510602	13-15	104028602	16-11
102886501	15-3	103572501	14-3	104028901	16-3, 16-5, 16-7, 16-9
102886601	15-3	103582801	15-3	104029001	16-3, 16-5, 16-7, 16-9
102902801	15-3	103601601	6-5	104029601	16-3, 16-5
102909901	4-33	103628701	6-9	104029602	16-7
102911601	4-33	103653501	6-11	104029603	16-9

INDEX

105000301	7-13, 7-15	105014901	8-19	105027101	12-13, 12-15
105000401	7-13, 7-15	105015001	8-19	105027201	12-13, 12-15
105003601	16-3, 16-5, 16-7, 16-9	105015101	8-19	105027301	12-13, 12-15
105003701	16-3, 16-5, 16-7, 16-9	105015201	8-19	105027401	12-17
105007402	9-13	105015301	8-19	105027501	12-17
105007403	9-13	105015401	8-19	105027601	12-17
105008101	7-3, 7-5	105015501	8-19	105027701	12-17
105009101	9-15	105015601	8-19	105027801	12-17
105010001	8-21	105015701	8-19	105027901	12-17
105010101	8-17	105015801	8-19	105028001	12-17
105010201	8-17	105015901	8-19	105028101	12-19, 12-21
105010301	8-17	105016001	8-13, 8-19	105028201	12-17
105010401	8-21	105016101	9-11	105028301	12-13, 12-15
105010501	8-21	105016201	9-11	105028401	12-17
105010601	8-21	105016301	9-11	105028501	12-13, 12-15
105010701	8-21	105016401	9-11	105028601	12-17
105010801	8-17	105016501	9-11	105028701	12-17
105010901	8-17, 9-11	105016701	8-9	105028801	12-17
105011001	8-21	105016801	8-9	105028901	12-17
105011101	8-21	105016901	8-9	105029001	12-17
105011201	8-21	105017001	8-9	105029101	12-17
105011301	8-21	105017101	8-9	105029201	12-17
105011401	8-21	105017201	9-9	105029301	12-21
105011501	8-21	105017301	8-13	105029401	12-21
105011601	8-21	105017401	8-13	105029501	12-19, 12-21
105011701	8-21	105017501	8-13	105029601	12-21
105011801	8-21	105017601	8-13	105029701	12-21
105011901	8-17	105017701	8-13	105029801	12-19, 12-21
105012001	8-17	105017901	8-13	105029901	12-19, 12-21
105012101	8-17	105018001	8-15	105030001	12-13, 12-15
105012201	8-17	105018101	8-15	105030301	12-19, 12-21
105012301	8-17	105018201	8-15	105030401	12-19, 12-21
105012501	8-21	105018301	8-15	105030501	12-19, 12-21
105012601	8-9, 8-15, 8-17	105018401	8-15	105030601	12-19, 12-21
105012701	8-23	105018501	8-17	105030701	12-13, 12-15
105012801	8-23	105025001	12-13, 12-15	105030801	12-19, 12-21
105012901	8-23	105025101	12-13, 12-15	105030901	12-17
105013001	8-23	105025201	12-13, 12-15	105031001	12-21
105013101	8-23	105025301	12-13, 12-15	105037201	7-21
105013201	8-23	105025401	12-13, 12-15	105037401	7-13, 7-15
105013301	8-23	105025501	12-13, 12-15	105037501	12-3
105013401	8-23	105025601	12-13, 12-15	105037601	12-3
105013501	8-23	105025701	12-13, 12-15	105037701	12-3
105013601	8-23	105025801	12-13, 12-15	105038501	12-3
105013701	8-23	105025901	12-13, 12-15	105038801	12-5
105013801	8-23	105026001	12-13, 12-15	105039801	12-3
105013901	8-23	105026101	12-13, 12-15	105040401	12-3
105014001	8-23	105026201	12-13, 12-15	105040901	12-7
105014101	8-23	105026301	12-13, 12-15	105041201	12-3
105014201	8-19	105026401	12-13, 12-15	105043001	9-15
105014301	8-19	105026501	12-13, 12-15	105043401	9-5
105014401	8-19	105026601	12-13, 12-15	105043501	9-3
105014501	8-19	105026701	12-13, 12-15	105043801	9-5
105014601	8-19	105026801	12-13, 12-15	105043901	9-5
105014701	8-19	105026901	12-13, 12-15	105063501	12-13
105014801	8-19	105027001	12-13, 12-15	105063601	12-19

INDEX

105066001 12-19, 12-21
 105066101 12-19, 12-21
 105068201 16-11
 105068202 16-11
 105068301 16-11
 105068302 16-11
 105068401 16-11
 105068402 16-11
 105070101 16-3, 16-5, 16-11
 105070102 16-7, 16-11
 105070103 16-9, 16-11
 105073001 9-5
 105075301 8-11
 105081501 7-3, 7-5
 105081601 7-3, 7-5
 105084801 8-11
 105088501 9-15
 105092301 16-3, 16-5, 16-7, 16-9
 105093101 16-3, 16-5, 16-7, 16-9
 105093601 9-3
 105095201 16-3
 105096101 11-7, 11-9
 105102601 7-19
 105123801 16-3, 16-5, 16-7, 16-9
 105134601 8-5
 105134901 12-9
 105135101 9-13, 12-7, 12-9
 105135901 7-3, 7-5
 105136001 7-3, 7-5
 105138301 13-13
 105143301 7-3, 7-5, 9-3
 105144401 9-13, 12-11
 105149301 8-5
 105151001 7-3
 105151101 7-5
 105153201 3-11
 105153202 3-11
 105153301 3-9
 105153302 3-9
 105161701 7-3, 7-5, 7-7, 7-9
 105166801 13-17
 105166901 13-17
 105167001 13-17
 105167101 13-17
 105168501 13-17
 105168601 13-17
 105190101 7-9
 105190102 7-7
 105199601 3-3
 105214101 10-3
 105215401 9-3
 105234801 12-13, 12-15
 105234901 12-13, 12-15
 105237301 7-23
 105245701 7-3, 7-5
 105245801 11-5

105256701 7-3, 7-5, 7-23
 105256801 7-3, 7-5
 105262401 8-5
 105282901 9-5
 105282902 9-5
 105282903 9-5
 47539338001 7-11
 47539956001 8-3, 8-13
 47539957001 10-3
 47540040001 8-7, 8-17
 47599382001 8-7
 47600421001 8-7
 47600422001 8-7
 47600423001 8-7
 96705199 12-7, 12-9
 96741046 8-5

A

absorber, rear shock 6-15
 AC cord 16-3, 16-11
 accelerator bracket and bearing assembly 5-5, 5-7
 accelerator cable 9-13
 accelerator pedal 5-5, 5-7
 accelerator pedal adjustment tool 17-3
 accelerator pivot rod 5-5, 5-7
 accelerator return spring 5-5, 5-7
 accelerator rod 5-9
 accessory receptacle 4-13, 4-15
 adapter
 air intake 9-11
 cable (IQDM) 17-7
 adhesive, guide ring 17-3
 adjuster
 hydraulic brake 17-7
 air cleaner assembly 9-15
 air deflector 8-11
 air filter 8-3, 9-15
 air filter evacuator 9-15
 air intake adapter 9-11
 air intake hose 9-15
 angled bumper mount 6-15
 A-plate strap 6-11
 A-plate, delta 6-11
 arbor 17-3
 arm
 governor 9-13, 12-11
 armature 14-3
 assembly
 accelerator bracket and bearing 5-5, 5-7
 accelerator pivot rod 5-5, 5-7
 bearing, steering shaft 6-5
 brake lever 5-11
 delta A-plate 6-11
 delta shock and gear support 6-11
 drive hub 11-7, 11-9

driven clutch 11-11
 frame and field (motor) 14-3
 fuel cap 9-3
 fuel pump 9-5
 headlight 4-3
 headlight harness 4-3
 inner ball joint 6-7
 kingpin 6-9
 moveable-face 11-7, 11-9, 11-11
 ratchet 5-3
 secondary clutch weight 11-7, 11-9
 steering shaft 6-5
 turn signal lens 4-3

axle 15-3
 axle guard 15-5
 axle shaft 12-19, 12-21
 axle shaft oil seal 15-3
 axle tube 12-19, 12-21, 15-3

B

backing plate, brake 5-11
 backrest, beige 1-29
 backrest, gray 1-29
 backrest, white 1-29
 baffle
 crankcase 8-9
 balance shaft 8-23
 ball bearing 7-7, 7-9, 12-17, 12-19, 12-21
 ball joint 5-3, 5-9, 6-7
 ball joint, left-hand thread 6-7
 ball stud 7-13, 7-15
 ball, bearing 6-13
 bar, drive 13-5
 battery
 12-volt, top-post 7-23
 8-volt, GC8 Type E 13-13
 battery charger 16-3, 16-5, 16-7, 16-9
 battery charger receptacle 13-9
 battery clamp 7-23
 battery condition indicator 4-17
 battery condition indicator kit 4-17
 battery condition indicator, 48-volt 4-15
 battery discharge machine 17-3
 battery hold-down 13-13
 battery light 4-15
 battery terminal protector spray 17-3
 battery thermometer 17-3
 battery, top-post, wire, 4ga, 8+ 7-3, 7-5
 battery, top-post, wire, 8- 4ga, 7-3, 7-5, 7-23
 bearing 15-3
 balance shaft 8-21
 ball 6-13, 7-7, 7-9, 12-17, 12-19, 12-21
 ball (motor) 14-3
 ball (steering pinion) 6-7
 crankshaft 8-21
 inner axle tube 15-3

INDEX

- lower pinion (steering) 6-7
 - pivot support 5-5, 5-7
 - steering shaft 6-5
 - thrust 6-9, 12-13, 12-15
 - bearing and oil seal remover 17-3
 - bearing driver set 17-3
 - bearing puller 17-3
 - bearing puller wedge 17-3
 - bearing seat 6-5
 - bed support 1-29
 - bed support stiffener 1-33
 - bed, cargo 1-31
 - bellows 6-7
 - belt, drive 11-3, 11-5
 - belt, starter/generator 7-11
 - bezel, headlight 4-3
 - block, brake-mounting 5-3
 - block, fuse 4-5, 4-7, 7-13, 7-15
 - block, terminal 4-5, 4-7
 - body kick plate 1-23, 1-25
 - body, front 1-3
 - body, rear 1-23, 1-25
 - bolt, U- 6-15
 - boot, steering column 6-5
 - boot, switch 13-3
 - box
 - dash 1-15
 - glove 1-17
 - steering gear 6-7
 - box lock kit, glove 1-17
 - brace, canopy 1-5
 - brace, seat support cross 1-29
 - bracket 4-13, 6-15
 - accel.cable 9-13, 12-7, 12-9
 - brake light switch 4-5, 4-7
 - carbon canister 9-7
 - FNR cable 9-13, 12-7, 12-9
 - governor 9-13, 12-11
 - headlight mounting 4-3
 - horn 4-29
 - hour meter 4-31
 - mounting, starter/generator 8-5
 - mounting, transaxle/exhaust 8-5
 - snubber 8-5
 - starter/generator adjusting 7-11
 - steering column 6-5
 - steering column mounting 6-5
 - Tow/Run switch 13-3
 - brake adjusting mechanism 5-11
 - brake adjustment tool 17-3
 - brake backing plate 5-11
 - brake cable 5-13
 - brake cable equalizer 5-13
 - brake cable release tool 17-3
 - brake cluster 5-11
 - brake drum 5-11
 - brake lever 5-11
 - brake light switch bracket 4-5, 4-7
 - brake mounting block 5-3
 - brake pedal 5-3
 - brake pedal adjustment tool 17-3
 - brake pedal pad 5-3
 - brake pedal tension tool 17-3
 - brake relay kit, 12-volt 4-5
 - brake return spring 5-13
 - brake self-adjusting mechanism 5-11
 - brake shoe 5-11
 - brake spring 5-11
 - breather 12-13, 12-15, 15-3
 - breather hose 9-11
 - brush 14-3
 - brush box assembly 14-3
 - brush cover kit, starter/generator 7-7, 7-9
 - brush guard 1-13
 - brush guard support 1-13, 6-9
 - brush inspection port cover 7-7, 7-9
 - brush rigging 14-3
 - brush spring 7-7, 7-9, 14-3
 - brush spring set 7-7, 7-9
 - brush spring, starter/generator 7-7, 7-9
 - brush terminal, starter/generator 7-7, 7-9
 - bulb, headlight 4-3
 - bulb, strobe light 4-23, 4-25, 4-27
 - bulb, tail light 4-33
 - bumper
 - cast 1-9
 - drive unit (motor) 14-3
 - front 1-11
 - front, kit 1-11
 - jounce 6-15
 - rubber 1-17, 1-33, 5-3
 - side trim 1-19
 - spring return 5-5, 5-7
 - bumper mount, angled 6-15
 - bushing 7-13, 7-15, 11-7, 11-9, 12-3
 - bronze 6-13
 - nylon 5-3
 - spindle 6-13
 - steel 1-33, 6-9, 6-15
 - urethane 1-33, 6-9, 6-11, 6-15
 - button, drive 11-11
 - buzzer, reverse 4-11
- ## C
- cable
 - accelerator 9-13
 - brake 5-13
 - FNR shifter 12-5
 - governor 9-13
 - IQDM 17-7
 - cable retainer 1-23, 1-25
 - cable, cargo bed 1-31
 - calibration test module 17-3
 - cam
 - driven clutch 11-11
 - electrical component box 7-13, 7-15
 - cam installation tool 17-3
 - cam, engine 8-19
 - camshaft 8-19
 - camshaft o-ring 8-19
 - canister, carbon, fuel tank 9-7
 - canopy brace 1-5
 - cap
 - dust 13-3, 13-7
 - front hub 6-13
 - fuel, gas, ratchet 9-3
 - rubber 12-23
 - carbon canister 9-7
 - carburetor float level tool 17-7
 - card, safety first 17-9
 - cargo bed 1-31
 - cargo bed hinge 1-33
 - case
 - FNR switch 13-3
 - gear 15-3
 - transaxle 12-13, 12-15
 - cast bumper 1-9
 - catch, tilt bed 1-31
 - CE mark controller 13-11
 - center shaft 12-17
 - center, steering wheel 6-3
 - chain, timing 8-19
 - charger bezel tool 17-3
 - charger receptacle 13-9
 - charger, battery, Hi-Freq 16-3, 16-5, 16-7, 16-9
 - charging diode 7-21
 - clamp
 - battery 7-23
 - hose 9-3, 9-7, 9-15
 - p- (fuel filter) 8-11, 9-13
 - clevis, upper delta 6-9
 - clip
 - retainer plate 8-17
 - clip, piston pin 8-23
 - cluster, brake 5-11
 - clutch
 - pin 12-17
 - clutch alignment tool 17-5
 - clutch removal tool 17-3
 - clutch repair kit 11-11
 - clutch tool kit 17-5
 - clutch weight 11-7, 11-9
 - clutch, drive 11-7, 11-9
 - clutch, driven 11-11
 - coil, ignition 8-13
 - collar 12-17
 - collet 8-19
 - column, steering 6-5

INDEX

communication display module 17-5
 component mounting plate 13-11
 compression gauge 17-5
 compression lug 13-11
 compressor, piston ring 17-9
 compressor, valve spring 17-11
 computer, onboard 13-11
 conduit 4-27
 connecting rod 8-23
 connector, four-pin 13-3
 continuity tester 17-5
 controller cover 13-11
 controller cover gasket 13-11
 controller, motor speed
 IQ 13-11
 controller, motor speed (CE) 13-11
 converter, DC/DC 4-19
 cooling fan 8-9
 cord set, DC 16-3, 16-5, 16-7, 16-9, 16-11
 cord, AC 16-3, 16-11
 counter shaft 12-17
 cover
 brush inspection port 7-7, 7-9
 cowl 1-3
 crankcase 8-21
 DC terminal block 16-3, 16-5, 16-7, 16-9
 dust 5-11
 fan 8-9
 fuse block 4-7
 steering column 6-5
 USB 16-3, 16-5, 16-7, 16-9
 cover gasket, controller 13-11
 cover plate 14-3
 cover, controller 13-11
 cover, rocker 8-17
 cover, speed controller 13-11
 cover, steering column 4-9
 cover, valve 8-17
 cowl 1-3
 cowl cover 1-3
 cowl support 1-3
 crankcase 8-21
 crankcase baffle 8-9
 crankcase cover 8-21
 crankshaft 8-23
 cross brace, seat support 1-29
 C-type stop ring 6-7
 cup, spring 5-5, 5-7
 cushion, shock absorber 6-15
 cutter, valve seat 17-5, 17-11
 cylinder head 8-17

D

dash 1-3
 dash box 1-15
 DC cord set 16-3, 16-5, 16-7, 16-9, 16-11

DC/DC converter 4-19
 decal
 component cover 3-11, 13-11
 crush area 3-5, 3-13
 crush warning 3-5, 3-13
 driver/passenger 3-7
 engine warning 8-9
 filter log 13-17
 frame ground 3-7
 inspect log 13-17
 instrument panel warning 3-9, 3-13
 operating instructions 3-9, 3-13
 owner notice 3-5, 3-11
 rotating parts 1-7, 3-7
 Tow/Run switch warning 3-11
 deflector
 air 8-11
 deionizer 13-17
 cartridge 13-17
 delta A-plate 6-11
 delta A-plate sub-assembly 6-11
 delta shock and gear support 6-11
 diagnostic port 13-7
 diesel tachometer probe 17-9
 differential 12-21
 limited-slip 12-19
 open 12-21
 differential drive unit 15-3
 differential gear 15-3
 differential gear set 12-21
 differential guard 15-5
 differential housing 15-3
 differential shaft 12-21
 diode 7-3, 7-5
 diode, charging 7-21
 dipstick 8-21
 drain plug 8-21, 12-13, 12-15
 drain plug gasket 8-21
 drain plug, rubber 7-7, 7-9
 drive bar 13-5
 drive belt 11-3, 11-5
 drive button 11-11
 drive clutch 11-7, 11-9
 drive clutch button 11-7, 11-9
 drive clutch fixed sheave tool 17-5
 drive clutch holder tool 17-5
 drive clutch hub puller 17-5
 drive clutch puller 17-5
 drive clutch spider removal tool 17-5
 drive clutch spring 11-7, 11-9
 drive clutch weight 11-7, 11-9
 drive hub 11-7, 11-9
 drive unit bumper 14-3
 drive unit guard 15-5
 driven clutch 11-11
 driven clutch button 11-11

driven clutch cam 11-11
 driven clutch cam puller 17-5
 driven clutch puller plug 17-5
 driven clutch spring compression base tool 17-5
 driven clutch spring compression collar tool 17-5
 driven clutch spring compression nut tool 17-5
 driver, drive clutch 11-7, 11-9
 drum, brake 5-11
 dry moly lubricant 17-7
 dust cap 13-3, 13-7
 dust cover 5-11

E

eccentric bolt 6-9
 E-clip 5-13
 ECU 9-9
 end cap, motor 14-3
 end, tie rod 6-11
 engine
 air cleaner 9-15
 air deflector 8-11
 air filter 8-3, 9-15
 air intake hose 9-15
 balance shaft 8-23
 bearing, balance shaft 8-21
 bearing, crankshaft 8-21
 breather hose 9-11
 cam 8-19
 camshaft 8-19
 camshaft O-ring 8-19
 connecting rod 8-23
 crankcase 8-21
 crankcase baffle 8-9
 crankcase cover 8-21
 crankcase plug 8-21
 crankshaft 8-23
 crankshaft key 8-23
 cylinder head 8-17
 dipstick 8-21
 drain plug gasket 8-21
 ECU 9-9
 exhaust valve 8-19
 fan 8-9
 fan housing 8-9
 flywheel 8-13
 fuel injector 9-9
 guide pin 8-21
 head gasket 8-17
 ignition coil 8-13
 insulator, throttle body 9-11
 intake valve 8-19
 oil drain plug 8-21
 oil filler tube 8-21

INDEX

oil filler tube O-ring 8-21
oil level sensor 8-15
oil seal 8-21
piston 8-23
piston pin 8-23
piston pin clip 8-23
piston ring set 8-23
retainer plate 8-17
retainer plate clip 8-17
rocker arm 8-19
rocker cover 8-17
rocker shaft 8-19
spark plug 8-3, 8-13
temperature sensor 8-15
throttle body 9-9
timing chain 8-19
timing chain guide 8-19
timing chain sprocket 8-19
timing chain tensioner 8-19
valve collet 8-19
valve guide 8-17
valve seal 8-17
valve spring 8-19
valve spring retainer 8-19
warning decal 8-9
engine warning decal 8-9
engine, EX40 8-5
equalizer rod 5-13
equalizer, brake cable 5-13
exhaust valve 8-19
extension, spring latch 1-31
extrusion, cover support 13-11

F

face, moveable 11-11
fan
 cooling 8-9
fan cover 8-9
fan housing 8-9
fender 1-23, 1-25
field coil housing 7-7, 7-9
filter
 air 8-3, 9-15
 fuel 9-5
fitting, thread-forming grease 6-7, 6-13
floor mat 1-3
flywheel 8-13
flywheel puller 17-7
FNR handle 12-3
FNR shift lever 12-7, 12-9
FNR shifter base 12-3
FNR shifter cable 12-5
FNR switch case 13-3
foam, seat 1-27
frame and field assembly (motor) 14-3
frame and field, starter/generator 7-7, 7-9

front body 1-3
front body support 1-23, 1-25
front bumper 1-11
front bumper kit 1-11
front hub 6-13
front spring retainer plate 6-9
fuel filter 9-5
Fuel Filter Kit 9-5
fuel gauge/hour meter 4-13
fuel injector 9-9
fuel line 9-7
Fuel Module, Hold-Down Ring 9-5
Fuel Pump 9-5
fuel pump 9-5
fuse 13-9
 10-amp 7-3, 7-5, 7-13, 7-15
 20-amp 4-5, 4-7
 2-amp 7-3, 7-5
 3/8-amp 13-9
 5-amp 7-3, 7-5
fuse block 4-5, 4-7, 7-13, 7-15
fuse block cover 4-7

G

gasket 12-13, 12-15
 drain plug 8-21
 insulator 9-11
 liquid 15-3, 17-7
 plug 15-3
 seat 1-27
 taillight 4-33
gasket, controller cover 13-11
gasket, head 8-17
gauge, battery condition 4-17
gauge, compression 17-5
gauge, fuel/hour 4-13
gear
 17 tooth 12-17
 34 tooth 12-17
 52 tooth 12-17
 60 tooth 12-19, 12-21
 62 tooth 12-17
 differential 15-3
 differential idler 15-3
 differential output 15-3
 governor 12-13, 12-15
 governor, 34 tooth 12-17
 set, differential 12-21
gear yoke 17-7
gearcase 15-3
glove box 1-17
glove box lock 1-17
glove box lock kit 1-17
governor arm 9-13, 12-11
governor cable 9-13
governor gear shaft 12-13, 12-15

governor shaft 12-13, 12-15
governor shaft installation tool 17-7
grommet 9-3
guard, brush 1-13
guard, differential 15-5
guide
 valve 8-17
 valve seat cutter 17-11
guide pin 8-21, 12-13, 12-15
guide ring adhesive 17-3
guide, timing chain 8-19

H

handle, FNR 12-3
harness, headlight 4-5, 4-7
harness, main 7-5
harness, wire 4-19, 4-23, 4-25, 4-33, 13-7
harness, wire, gas engine-ECU 7-3, 7-5
harness, wire, lighting 4-7
head gasket 8-17
head, cylinder 8-17
headlight 4-3
headlight assembly 4-3
headlight bulb 4-3
headlight harness 4-3
headlight retainer 4-3
headlight wire harness 4-5, 4-7
hill brake rod 5-3
hill brake weld assembly 5-3
hinge plate 1-23, 1-25, 1-27
hinge support 1-33
hinge, cargo bed 1-33
hold-down, battery 13-13
holder, object 1-3
horn 4-29
horn bracket 4-29
horn button and wire assembly 4-29
hose
 air intake 9-15
 engine breather 9-11
 fuel 9-7
 vent 9-7
hour meter 4-31
hour meter, 36-48 volt 4-31
hour meter/fuel gauge 4-13
housing
 2-pin 13-5
 3-pin 13-3, 13-5, 14-3
 4-pin 13-3
 6-pin 13-11
 differential 15-3
 fan 8-9
 field coil 7-7, 7-9
hub 6-13, 12-23
hub and spindle 6-13
hub cap 6-13

INDEX

hub, front 6-13
hydraulic brake adjuster 17-7
hydrometer 17-7

I

idler gear, differential 15-3
ignition coil 8-13
indicator, battery condition 4-17
inner frame snubber 8-5
input shaft 12-17, 15-3
instrument panel 4-13, 4-15
insulator 9-11
insulator gasket 9-11
intake valve 8-19
intermediate shaft 15-3
internal retaining ring pliers 17-7
IQ display module (IQDM) 17-7

J

joint
 ball 5-3, 5-9
 left-hand thread ball 6-7
jounce bumper 6-15
jumper harness, run/maint 7-3, 7-5

K

key 4-15
 driven clutch 11-11
 square 11-11
key (pair) 4-13
key switch 4-13, 4-15
key switch spacer 4-13
key,crankshaft 8-23
keyswitch nut 4-13, 4-15
kick plate, body 1-23, 1-25
kingpin 6-9
kit
 2-pin housing 13-5
 3-pin housing 13-3, 13-5, 14-3
 4-pin housing 13-3
 6-pin housing 13-11
 accelerator pivot rod 5-5, 5-7
 battery condition indicator 4-17
 brake cable 5-13
 brake pedal 5-3
 brake pedal adjustment tool 17-3
 brake relay 4-5
 brake shoe retainer 5-11
 clutch repair 11-11
 deflector, air 8-11
 drive clutch button 11-7, 11-9
 drive clutch weight 11-7, 11-9
 driven clutch button 11-11
 front bumper 1-11
 front hub replacement 6-13

hand pump, SPWS 13-17
hour meter 4-31
IQ display module (IQDM) 17-7
motor brush 14-3
motor brush spring 14-3
motor cover plate 14-3
motor speed sensor 14-3
motor terminal hardware 14-3
park brake latch 5-3
park brake pedal 5-3
relay, 48V 4-7
shock absorber 6-15
shock absorber cushion 6-15
shoe retainer 5-11
steering column mounting bracket 6-5
strobe light 4-23, 4-25, 4-27
tune-up 17-9
turn signal 4-9
knob, light switch 4-13, 4-15

L

lamp, strobe light 4-23, 4-25, 4-27
lamp, turn signal and socket 4-9
latch spring 1-31
latch, park brake 5-3
leaf spring 6-15
lens, headlight 4-3
lens, strobe light 4-23, 4-25, 4-27
lens, taillight 4-33
lever
 transaxle shift 12-7, 12-9
light
 battery 4-15
 oil 4-13
 tail 4-33
 water quality 13-17
light switch 4-13, 4-15
light switch knob 4-13, 4-15
light, strobe 4-23, 4-25, 4-27
limit switch 4-5, 4-7, 7-15, 7-17, 7-19
limiter
 voltage 4-5, 4-7, 4-21
line, fuel 9-7
link, rack and pinion drag 6-7
link, rod 1-31
liquid gasket 15-3, 17-7
lock kit, glove box 1-17
lock, glove box 1-17
low oil warning light 4-13
lubricant, dry moly 17-7
lubricant, moly-teflon 14-3, 17-7
lug nut 2-3
lug stud 6-13, 12-23, 15-3
lug, compression 13-11

M

magnet, speed sensor 14-3
main harness 7-5
mat, floor 1-3
MCOR 13-5
mechanism, brake adjusting 5-11
meter, hour 4-31
meter, volt ohm 17-11
module
 calibration test 17-3
 communication display 17-5
moly-teflon lubricant 17-7
motor
 48-volt IQ 14-3
motor brush kit 14-3
motor brush spring kit 14-3
motor bumper 14-3
motor end cap 14-3
motor magnet, speed sensor 14-3
motor speed controller
 CE 13-11
 IQ 13-11
motor speed sensor 14-3
motor speed sensor kit 14-3
motor terminal hardware kit 14-3
mounting block, brake 5-3
moveable-face 11-7, 11-9, 11-11

N

nerf bar 1-21
non-skid tape 1-21
nut, keyswitch 4-13, 4-15
nut, lug 2-3

O

OBC 13-11
object holder 1-3
oil filler tube 8-21
oil level sensor 8-15
oil seal 8-21, 12-13, 12-15
oil warning light, low 4-13
onboard computer 13-11
O-ring 8-19, 8-21
O-ring Kit, Fuel Module 9-5
O-Ring, Fuel Module 9-5
overload bumper spacer 6-15

P

pad
 accelerator pedal 5-5, 5-7
 brake pedal 5-3
 park brake 5-3
 thermal 7-21
 wear 1-23, 1-25
paint, touch-up 17-7

INDEX

panel
 instrument 4-13
 panel, instrument 4-13, 4-15
 park brake latch 5-3
 park brake pedal 5-3
 park brake rod sleeve 5-3
 park brake spacer 5-3
 park brake torsion spring 5-3
 pawl 5-3
 p-clamp (fuel filter) 8-11, 9-13
 pedal, accelerator 5-5, 5-7
 pedal, brake 5-3
 pedal, park brake 5-3
 pin
 bow tie locking 5-13
 clevis 5-13
 differential 12-21
 guide 8-21, 12-13, 12-15
 input shaft 12-17
 piston 8-23
 pinion, steering 6-7
 piston 8-23
 piston pin 8-23
 piston pin clip 8-23
 piston ring 8-23
 piston ring compressor 17-9
 piston ring pliers 17-9
 piston ring set 8-23
 pivot support bearing 5-5, 5-7
 plate
 backing (brake) 5-11
 body kick 1-23, 1-25
 component mounting 13-11
 cover 14-3
 front spring retainer 6-9
 hinge 1-23, 1-25, 1-27
 mounting, CVT, center 8-5
 mounting, engine/axle 8-5
 receptacle backing 13-9
 retainer 8-17
 spring mounting 6-9
 pliers
 internal retaining ring 17-7
 piston ring 17-9
 retaining ring 17-9
 plug
 4-pin 13-3
 6-pin 13-11
 drain 12-13, 12-15
 driven clutch puller 17-5
 oil drain 8-21
 rubber drain 7-7, 7-9
 rubber, crankcase 8-21
 spark 8-3, 8-13
 port, diagnostic 13-7
 press weldment 17-5

protector spray, battery terminal 17-3
 puller
 bearing 17-3
 clutch 17-3
 drive clutch 17-5
 drive clutch hub 17-5
 driven clutch cam 17-5
 flywheel 17-7
 seal 17-9
 special use tool 17-9
 pulley
 starter-generator 7-7, 7-9
 v-belt 7-7, 7-9
 pump
 fuel 9-5

R

rack and pinion drag link 6-7
 rack guide pressure spring 6-7
 rack, steering 6-7
 ratchet, park brake 5-3
 reamer, valve guide 17-9
 rear body 1-23
 rear spring shackle 6-15
 receptacle 13-9
 receptacle backing plate 13-9
 receptacle, accessory 4-13, 4-15
 receptacle, battery charger 13-9
 regulator, voltage 7-13, 7-15
 relay 4-7
 relay, 12-volt 4-5
 relay, 48V 4-7
 relay, brake, kit, 12-volt 4-5
 remover, bearing and oil seal 17-3
 resistor assembly 13-11
 retainer
 accelerator pedal spring 5-5, 5-7
 brake shoe 5-11
 cable 1-23, 1-25
 headlight 4-3
 shock absorber cushion 6-15
 spring 6-15
 valve spring 8-19
 retainer plate 8-17
 retaining ring 6-5
 retaining ring pliers 17-9
 return spring bumper 5-5, 5-7
 reverse buzzer 4-11
 rim, wheel 2-3
 ring
 C-type stop 6-7
 piston 8-23
 retaining 6-5, 7-13, 7-15, 11-7, 11-9, 11-11, 12-13, 12-15, 12-23
 snap 6-7
 spiral backup 11-7, 11-9

rivet, blind push 1-11
 Rivet, Removable 1-3, 4-13, 4-15
 rock guard 15-5
 rocker arm 8-19
 rocker cover 8-17
 rocker shaft 8-19
 rocker switch 13-3
 rocker switch (lights) 4-5, 4-7
 rod
 accelerator 5-9
 accelerator pivot 5-5, 5-7
 connecting 8-23
 equalizer 5-13
 hill brake 5-3
 link 1-31
 rubber bumper 1-17

S

safety first card 17-9
 screw, valve clearance adjuster 17-9
 seal
 lip 15-3
 oil 8-21, 12-13, 12-15, 15-3
 steering pinion dust 6-7
 valve 8-17
 vertical socket dust 6-7
 seal puller 17-9
 sealant 15-3
 seat back, beige 1-29
 seat back, gray 1-29
 seat back, white 1-29
 seat bottom assembly 1-27
 seat bottom cover 1-27
 seat cover, vinyl 1-27
 seat cover, white 1-27
 seat foam 1-27
 seat gasket 1-27
 seat support 1-29
 seat support cross brace 1-29
 seat, bearing 6-5
 select shaft 12-13, 12-15
 sensor
 oil level 8-15
 temperature 8-15
 sensor, motor speed 14-3
 shackle, rear spring 6-15
 shaft
 axle 12-19, 12-21
 balance 8-23
 center 12-17
 counter 12-17
 differential 12-21
 governor 12-13, 12-15
 governor gear 12-13, 12-15
 input 12-17, 15-3
 intermediate 15-3

INDEX

- rocker 8-19
- select 12-13, 12-15
- shift 12-17
- steering column 6-5
- shift lever 12-7, 12-9
- shift shaft 12-17
- shock absorber 6-11
- shock absorber (rear) 6-15
- shock absorber cushion 6-15
- shock absorber cushion retainer 6-15
- shoe retainer kit 5-11
- shoe, brake 5-11
- side bar 1-21
- signal, turn 4-9
- sleeve 12-13, 12-15
 - delta A-plate 6-11
 - park brake rod 5-3
- snap ring 6-7
- snubber bracket 8-5
- snubber, inner frame 8-5
- socket 6-7
- solenoid 13-11
- solenoid, 12-volt 7-13, 7-15
- spacer 12-13, 12-15, 12-17
 - accelerator pivot rod 5-5, 5-7
 - key switch 4-13
 - overload bumper 6-15
 - park brake 5-3
- spanner wrench 17-9
- spark plug 8-3, 8-13
- speed controller
 - CE 13-11
 - IQ 13-11
- speed controller cover 13-11
- speed sensor 14-3
- speed sensor magnet 14-3
- speed sensor, motor 14-3
- spindle 6-13
- spindle and hub 6-13
- spiral backup ring 11-7, 11-9
- spray, battery terminal protector 17-3
- spring 1-31, 12-13, 12-15
 - accelerator return 5-5, 5-7
 - brake 5-11
 - brake return 5-13
 - brush 7-7, 7-9, 14-3
 - drive button 11-7, 11-9
 - drive clutch 11-7, 11-9
 - driven clutch 11-11
 - extension 1-31
 - leaf 6-15
 - park brake torsion 5-3
 - rack guide pressure 6-7
 - steering shaft compression 6-5
 - valve 8-19
- spring cup 5-5, 5-7

- spring mounting plate 6-9
- spring retainer 6-15, 8-19
- spring, leaf 6-9
- starter/generator 7-7, 7-9
- starter/generator brush cover kit 7-7, 7-9
- starter/generator brush spring 7-7, 7-9
- starter/generator brush terminal 7-7, 7-9
- starter/generator frame and field 7-7, 7-9
- starter/generator pulley 7-7, 7-9
- steel bushing 1-33, 6-9, 6-15
- steering column 6-5
- steering column bearing press tool 17-9
- steering column cover 4-9
- steering column retaining ring tool 17-9
- steering gear box 6-7
- steering pinion 6-7
- steering pinion dust seal 6-7
- steering rack 6-7
- steering shaft assembly 6-5
- steering shaft compression spring 6-5
- steering wheel 6-3
- steering wheel center 6-3
- steering wheel puller tool 17-9
- stem, valve 2-3
- stiffener, bed support 1-33
- strap, A-plate 6-11
- strobe light 4-23, 4-25, 4-27
- strobe light lens 4-23, 4-25, 4-27
- stud
 - exhaust mounting
 - engine
 - exhaust mounting stud 8-17
 - intake mounting
 - engine
 - intake mounting stud 8-17, 9-11
 - lug 6-13, 12-23, 15-3
- stud, ball 7-13, 7-15
- support
 - bed 1-29
 - brush guard 1-13, 6-9
 - cowl 1-3
 - hinge 1-33
 - latch link 1-31
 - seat 1-29
- support yoke (steering) 6-7
- support, front body 1-23, 1-25
- support, seat 1-29
- suppressor, voltage 4-5
- switch plate cover 4-23, 4-25, 4-27
- switch
 - key 4-13, 4-15
 - light 4-13, 4-15
 - light rocker 4-5, 4-7
 - limit 4-5, 4-7, 7-15, 7-17, 7-19
 - rocker 13-3
 - Tow/Run 13-3

- turn signal 4-9
- switch assembly 4-23, 4-25, 4-27
- switch rubber boot 13-3

T

- 12-volt solenoid 7-13, 7-15
- tachometer 17-9
- tachometer probe, diesel 17-9
- tail light bulb 4-33
- taillight 4-33
- taillight gasket 4-33
- taillight kit 4-33
- taillight lens 4-33
- taligate 1-31
- tape, non-skid 1-21
- temperature sensor 8-15
- tensioner, timing chain 8-19
- terminal block 4-5, 4-7, 13-11
- terminal, 1/4 quick-disconnect 4-19
- tester, continuity 17-5
- thermal pad 7-21
- thermometer, battery 17-3
- thread-forming grease fitting 6-7, 6-13
- throttle body 9-9
- thrust bearing 6-9
- tie rod 6-11
- tie rod end 6-11
- tie wrap 4-9, 4-19, 4-25, 4-27, 4-31, 6-7, 7-13, 7-15, 12-5, 13-3, 13-11
- tilt bed catch 1-31
- tilt latch 1-31
- timing chain 8-19
- timing chain guide 8-19
- tire 2-3
- tool
 - accelerator pedal adjustment 17-3
 - belt tensioning, starter/generator 17-11
 - brake adjustment 17-3
 - brake cable release 17-3
 - brake pedal adjustment 17-3
 - brake pedal tension 17-3
 - cam installation 17-3
 - carburetor float level 17-7
 - charger bezel 17-3
 - clutch alignment 17-5
 - cT-wrench 17-5
 - drive clutch fixed sheave 17-5
 - drive clutch holder 17-5
 - drive clutch spider removal 17-5
 - driven clutch spring compression base 17-5
 - driven clutch spring compression collar 17-5
 - driven clutch spring compression nut 17-5
 - governor shaft installation 17-7
 - puller, special use 17-9

INDEX

steering column bearing press 17-9
steering column retaining ring 17-9
steering wheel puller 17-9
transaxle axle seal 17-9
transaxle pinion seal 17-9
transmission 17-9
valve guide driver 17-9
valve seat cutter 17-5
tool kit, clutch 17-5
touch-up paint 17-7
Tow/Run switch 13-3
Tow/Run switch bracket 13-3
transaxle (Electric Vehicle) 15-3
transaxle axle seal tool 17-9
transaxle guard 15-5
transaxle pinion seal tool 17-9
transaxle, limited-slip (Gas Vehicle) 12-13
transaxle, open-diff (Gas Vehicle) 12-15
transmission tool 17-9
tube
 axle 12-19, 12-21, 15-3
 oil filler 8-21
Tuflok 1-3, 4-13, 4-15
tune-up kit 17-9
turn signal 4-9
turn signal conversion kit 4-9
turn signal lens 4-3
turn signal socket and lamp 4-9
T-wrench tool 17-5

U

U-bolt 6-15
upper delta clevis 6-9
urethane bushing 1-33, 6-9, 6-11, 6-15
USB
 cover 16-3, 16-5, 16-7, 16-9
USB cover 16-3, 16-5, 16-7, 16-9

V

valve 9-15
 exhaust 8-19
 intake 8-19
valve clearance adjuster screw 17-9
valve collet 8-19
valve cover 8-17
valve guide 8-17
valve guide driver tool 17-9
valve guide reamer 17-9
valve seal 8-17
valve seat cutter 17-5, 17-11
valve seat cutter guide 17-11
valve seat cutter tool 17-5
valve seat t-wrench 17-11
valve spring 8-19
valve spring compressor 17-11

valve stem 2-3
vent
 fuel tank 9-3
 transaxle 12-13, 12-15
vent, barb 9-7
vertical socket dust seal 6-7
volt ohm meter 17-11
voltage limiter 4-5, 4-7, 4-21
voltage regulator 7-13, 7-15
voltage suppressor 4-5

W

warning light, low oil 4-13
water quality light 13-17
wear pad 1-23, 1-25
wedge, bearing puller 17-3
weight
 clutch 11-7, 11-9
 secondary clutch 11-7, 11-9
weldment
 governor bracket 9-13, 12-11
 press 17-5
wheel cover 2-5
wheel rim 2-3
wheel, steering 6-3
wire
 green, starter/generator 7-3, 7-5, 7-7, 7-9
 ground, fuel tank 7-3, 7-5, 9-3
wire harness 4-19, 4-23, 4-25, 4-33, 7-3, 7-5, 13-7
wire harness, headlight 4-5, 4-7
wire harness, lighting 4-7
wrap, tie 4-9, 4-19, 4-25, 4-27, 4-31, 6-7, 7-13, 7-15, 12-5, 13-3, 13-11
wrench, spanner 17-9

Y

yoke, gear 17-7
yoke, support (steering) 6-7



Club Car, Inc.
P.O. Box 204658
Augusta, GA 30917-4658
USA



Web	www.clubcar.com
Phone	1.706.863.3000 1.800.ClubCar
Int'l	+1 706.863.3000
Fax	1.706.863.5808